

Childcare Sufficiency Assessment 2017

Name of Local Authority: Caerphilly

Name of responsible officer: Fiona Santos

Date of Completion: November 2016

Principal Statement

Caerphilly County Borough recognises the value and importance of childcare as a vital element of the anti-poverty agenda as well as providing an enriched, safe and nurturing environment in which the children and young people of the county borough can flourish and have fun. As such the Local Authority has an Early Years Service area that is dedicated to managing all aspects of the childcare market in a coordinated manner.

Caerphilly County Borough Council recognises the importance of main carers in their child's life and that at times main carers need additional support through childcare to maintain the family home. This childcare fulfils a critical role and must meet the UNCRC for the child through the provision of safe, stimulating, caring, playful environments and significant carers.

Recently the research by Public Health Wales regarding Adverse Childhood Experiences (ACEs) and the impact on a child's life means that childcare practitioners need to understand the critical role they might play as significant adults in the child's life and in identifying and supporting families through critical points in their life journey.

Caerphilly CBC recognises the importance of a competent and qualified workforce and offers support for business, quality and sustainability for all childcare settings to meet the needs of parents and carers across the borough.

In addition Caerphilly CBC recognises the need for flexible and skilled childcare provision to meet the need of the Welsh Government initiatives, working parents, Welsh medium provision, children with additional needs and children of school age who need holiday and out of school provision.

Contents

1. Introduction/ Context
2. Partnership Working and Consultation
3. The Childcare Sufficiency Assessment and Local Well Being Needs Assessment
4. Population
5. Overview – Childcare Types, Services and Places
6. Supply of Childcare
 - 6.1. Childminder
 - 6.2. Full Day Nursery
 - 6.3. Sessional Day Care
 - 6.4. Crèches
 - 6.5. Out of School Care
 - 6.6. Open Access Play Provision
 - 6.7. Nanny
7. Understanding the Needs of Parents/ Carers
 - 7.1. Current Use
 - 7.2. Demand for Childcare
 - 7.3. Barriers to Childcare Provision
8. Free Nursery Education and Flying Start Provision
9. Free Breakfast Club provision
10. Working Tax Credit/ Universal Credit and Employer Supported Childcare/ Tax Free Childcare
11. Sustainability
12. Cross Border
13. Workforce Development and Training
14. Results of Consultation with Stakeholders (as outlined in section 2)
15. Summary - Gap Analysis & Areas for Improvement
16. Action Plan

1. Introduction / Context

The Caerphilly Childcare Sufficiency Assessment 2017 is a report that brings together a range of different data and information to develop a picture of the current childcare market and to identify whether there are any gaps in supply. As a result of the assessment, an action plan will be drawn up to address any identified insufficiencies and demonstrate that at a community level, the local authority is taking strategic action with its partners to address gaps in childcare.

The Childcare Act 2006 (Local Authority Assessment) (Wales) Regulations 2016, made under Section 26 of the 2006 Act, requires local authorities to prepare assessments of the sufficiency of childcare provision (Childcare Sufficiency Assessment - CSA) in their area and to keep these under review. This Act 2006 expands and clarifies in legislation the vital role local authorities play as strategic leaders in the provision of childcare locally. The 2006 Act reinforces the framework within which local authorities already work – in partnership with the private, voluntary, independent, community and maintained sector –to shape and secure children's services and focuses in particular on the provision of sufficient, sustainable and flexible childcare that is responsive to parents' needs.

The Childcare Act, 2006, underpins the Welsh Government's current Childcare Plan, Building a Brighter Future, and sets out the statutory basis for:

- Parents' legitimate expectation of accessible high quality childcare for children and their families; and
- Local Authorities' responsibilities for providing information to parents and prospective parents to support them in their parenting role.

In Wales, The Childcare Act 2006 sets out to achieve these aims by placing a duty giving Local Authorities the lead role in facilitating the childcare market to ensure it meets the needs of working parents; in particular those on low incomes, those with disabled children and those wishing for their children to attend Welsh medium provision. In addition, it looks to support the childcare needs of those in training and those seeking work.

Section 26 of The Childcare Act requires Local Authorities in Wales to prepare assessments of the sufficiency of childcare in their area as a necessary first step towards securing sufficient provision and establish plans to address any gaps identified. Local authorities are required to undertake a full assessment of the childcare provision in their area by March 30th 2017 and then at least every five years after that, keeping the assessment under review in between main assessments, with an annual Progress Report. This report has been produced taking account of the Welsh Government “Childcare Act Guidance” revised August 2016.

In determining whether the provision of childcare is sufficient the local authority must have regard to the needs of parents in their area for:

- the provision of childcare in respect of which the child care element of working tax credit or universal credit is payable;
- the provision of childcare in respect of which employer supported childcare or tax free childcare is payable;
- the provision of childcare for children who have special educational needs or require specialist care due to disability;
- the provision of childcare involving the use of the Welsh language
- the provision of childcare which enables them to access their foundation phase early education entitlement
- the provision of childcare which enables them to access their entitlement for free childcare places

In addition the information will support and inform the development of other Local Authority plans and programmes including Flying Start, Early Years Education, Families First, the Welsh Education Strategic Plans, the Assessment of Local Well Being Needs Assessment and the development of the new Welsh Government initiative of the free childcare offer for three and four year olds.

By analysing all the data looking at current demand, supply and potential barriers to families taking up childcare, a thorough assessment can be made which will contribute to the mapping of provision that is a key stage in local planning and allow us to determine as to whether there is sufficient childcare for the families of Caerphilly. Based on this detail a Childcare Action Plan has been drawn up which will guide the work of the Local Authority’s Early Years team to manage the local childcare market in partnership with other identified Local Authority departments and external partner organisations including the private and voluntary sectors.

Data gathering has taken place over the Summer and Autumn of 2016 and the assessment has been written in the late autumn with a view to it being presented to the Local Authority's scrutiny committee in January 2017. A 28 day Public Consultation on the draft Assessment will take place during February 2017 with submission to the Welsh Government due by the end of March 2017.

2. Partnership Working and Consultation

Evidence for the Childcare Sufficiency Assessment has been drawn from a number of data sources and consultation exercises, which seek to profile various aspects of the childcare market in Caerphilly:

2.1 Analysis of the demand for childcare

In order to analyse factors which affect the demand and the ability to pay for childcare a range of data sets have been scrutinised. These include data from the Census 2011 and other data sets identified through the Welsh Government's list of Common Data Sets (to ensure consistency with the Local Well Being Needs Assessment and comparability with other Local Authorities across Wales) and presents a range of demographic and socio-economic indicators that may affect either the demand or the ability to pay for childcare. In addition, information has been gathered from key stakeholders including both parents and children, through surveys and focus groups in order to explore reasons for using childcare and barriers that may prevent families from using childcare.

2.2 Consultation with Stakeholders on Childcare.

An on-line parent survey was developed using the template provided by Welsh Government to ascertain the parental use of and future demands for childcare. This was widely publicised across all Local Authority communications methods, including our public websites (Caerphilly Council, Family Information Service and Early Years), internal intranet as well as via a publicity campaign that included 20,000 leaflets being distributed via parent and toddler groups and activity groups, libraries, dentists, doctors, childcare settings, Pop in and Play, etc. and at major events including the Big Cheese and the National Play Day as well as being publicised during the Well-being of Future Generations "The Caerphilly You Want" consultations events. A team of Early Years staff attended five Play in the Park events during July and August 2016 and completed paper based surveys with parents. The survey was also

publicised via the Local Authority, Flying Start and FIS Facebook pages as well as via the Local Authority's Government Delivery Bulletin.

Parents of Children with a disability were given a questionnaire to respond to and invited to a Focus Group to discuss any childcare issues they had. This event was hosted in partnership with ISCAN (Integrated Services for Children with Additional Needs) at the St James Integrated Children's Centre in November 2016. Families who wished to discuss Childcare through the medium of Welsh, in addition to the questions in the Parent questionnaire, were invited to attend a Focus Group hosted by Menter Iaith. Results of these focus groups can be found in later sections (chapter 14) of the Assessment.

The assessment also presents an analysis of information gathered from childcare providers and bodies that represent childcare providers. There are also the results of the consultation with employers, schools, the local Safeguarding Board and Job Centre Plus.

Children of school years 4, 5 and 6 were surveyed using a child friendly questionnaire asking their opinions on the childcare they currently attend and their views on attending after school provision once they reach comprehensive schools. The results of this survey will help us to shape any further developments of Chill Zones for children of secondary school age.

Working in close partnership with the Caerphilly Welsh in Education Strategic Planning group (WESP), Welsh medium childcare and Early Years education has been closely analysed to determine gaps in provision and challenges and opportunities for new developments. Close partnership working with the Play Sufficiency Group and being instrumental in the development of the Play Sufficiency Assessment and subsequent Action Plan has ensured that childcare and play continue to be developed in partnership, in particular the development of a well- resourced and appropriately trained workforce. In addition, within the Local Authority, we have engaged and consulted with the Planning Department, in particular in relation to the development of new childminders and day nurseries and with the head teachers of Primary schools.

Childcare providers have been consulted fully via the SASS regarding their provision and via a questionnaire. In addition, PACEY, the umbrella organisation for Childminders, conducted a focus group with childminders asking their opinion on childcare locally. The

umbrella organisations were asked their opinion on their views of the childcare market in Caerphilly county borough and responses were received from PACEY, Mudiad Meithrin, Wales Preschool Playgroups Association and Clybiau Plant Cymru Kids Clubs, (CPCKC). No response was received from National Day Nurseries Association and the response from CPCKC referred to the whole of Wales and was not locally specific as they stated they do not have local knowledge of the Caerphilly Childcare sector.

Working in partnership with our colleagues in Economic Development and the Caerphilly Business Forum, over 1,000 questionnaires were circulated to employers across the county borough to seek their views on childcare and we attended a Business Forum network meeting to discuss childcare directly with employers. As previously, response rate was very low, but all information gathered is discussed in later sections.

In addition, the local safeguarding board and Children's services have been approached to ask for their views on the childcare market. We work very closely with our own Family Information Service and have good contacts with our Childcare colleagues in neighbouring authorities with whom we regularly consult.

2.3 Analysis of the Supply of Childcare.

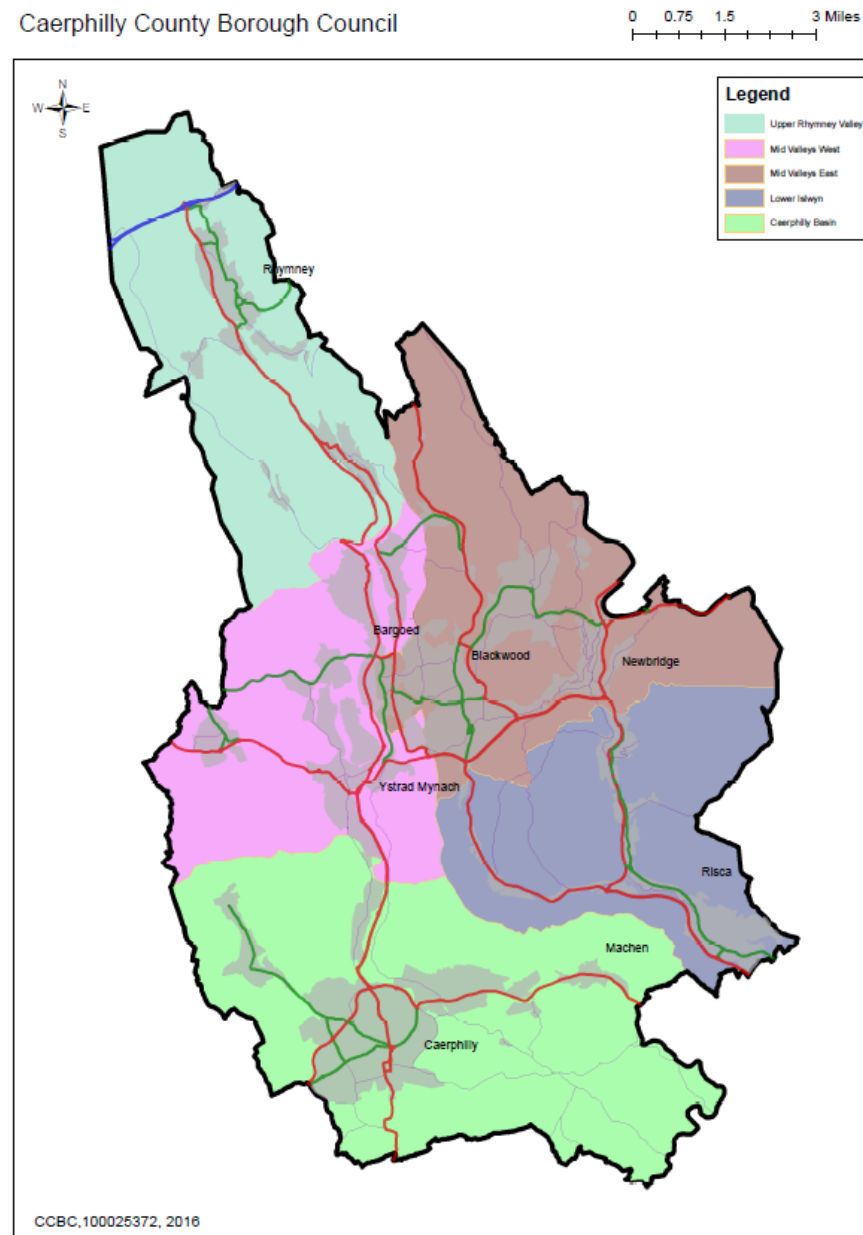
This assessment presents an analysis of the supply of registered and unregistered childcare in Caerphilly collected via CSSIW's annual SASS (Self Assessment of Service Statement), and the Caerphilly Family Information Service (FIS), in a snapshot of supply taken during the term time census week (week commencing July 11th 2016) and the holiday time census week (week commencing August 8th 2016). This information includes: number and types of places, number and ages of children per place and type of place, opening times, hourly fees, waiting lists and vacancies.

3. The Childcare Sufficiency Assessment and Local Well Being Needs Assessment

This CSA is being written in conjunction with the Local Well-being Needs Assessment currently being undertaken by our Public Service Board. Consultations have been undertaken in tandem and the CSA Responsible Officer sits on the local Needs Assessment group. Common Data Sets have been utilised by both Assessments. The CSA will form an integral appendix of the final needs assessment and will inform future requirements in terms of the local childcare market.

This document analyses a range of secondary datasets that help to understand factors that affect the demand and ability to pay for childcare across Caerphilly county borough and within localities within the county. It explores those localities that may experience multiple demand and ability to pay factors which can help to highlight where different volumes of childcare or different types of childcare are required. It also highlights where affordability may be a particular issue and childcare in a choice of language medium. It takes into consideration the full CSA completed in 2014 and more recent data sets according to the Data Unit Wales and highlights where there have been changes in the demand and ability to pay for childcare and on predictions made at that time.

Caerphilly County Borough Council



Data is set out using the Five Community Planning cluster localities as outlined in the Local Well Being Needs Assessment needs analysis currently being developed which more accurately define a geographic community as far as is most practical. This is also the case with regard to sufficiency of childcare which will help further distinguish sufficiency of childcare in a more meaningful way for use locally. Where data is not available at ward level we have noted the only published data using Lower Super Output Areas (LSOA's). Data has been derived from a number of sources including the 2011 Census, Office for National Statistics (ONS) mid year estimates, NOMIS, the Welsh Index for Multiple Deprivation, live birth data and other sources annotated at the end of the report and as provided by the Data Unit Wales. Where possible the most up to date and reliable data has been sourced.

Caerphilly Borough Strategic Planning

The Local Development Plan (LDP) sets the strategic vision for the Caerphilly borough up to 2021 (Adopted LDP 2010). The vision capitalises on the Caerphilly borough's strategic location at the heart of the Cardiff Capital Region. The LDP amongst other priorities sets to ensure that by 2021:

- "the social and economic needs of local people and business are met through the provision of a wide range and diversity of sites that will deliver high quality and appropriately located homes, jobs and services supported by modern integrated transport provision"

The Joint Housing Land Availability Study, 2016, produced by Caerphilly CBC highlights areas for housing development across the county borough and these have been noted in the demographic definitions for each Community Planning Cluster.

Within the Caerphilly borough Assessment of Local Well-being (2016), the local authority is mindful when developing its long term well being vision, to think about place and legacy for future generations. The assessment highlights the importance of taking time to think explicitly about future generations, and recommends that we look at what is being done well in an area, and identifying gaps where things are not going so well. In developing a Childcare Sufficiency Assessment in tandem with the Needs Assessment for Future Generations, and cross referencing with other Local Authority strategies, including the WESP and the LDP, the county borough will look to support the development of accessible, affordable and sustainable childcare services of the right type and in the right places to service not only the demand by current generations, but also those of the future as well.

At the Caerphilly Local Service Board Standing Conference (22nd March 2016) it was suggested that long term thinking in planning for future generations should focus around, amongst other things, the Early years.

Caerphilly's Anti Poverty Action Plan.

The Education Directorate are aiming to achieve:

- Improved skills and qualification levels to support people into Employment opportunities
- A suitable environment to promote good Education and training
- Sufficient suitable accessible Education places
- Sufficient suitable accessible childcare places
- Sufficient Welsh and English medium provision
- Provision of suitable support for children and young people with Additional Learning Needs
- Suitable support for our most vulnerable children, young people and families

Building a Brighter Future – Any future childcare developments will pay heed to the Welsh Government priorities as set out in the defining Document Building a Brighter Future which is currently being reviewed and updated.

Free Childcare Offer for 3 & 4 year olds is being introduced during the term of this Welsh Government and is expected that all working parents of 3-4 year olds in part time Early Years Education provision will be able to access up to 30 hours per week of childcare (included as part of the Foundation Phase offer) for 48 weeks of the year (therefore includes the need for additional holiday provision for 3-4 year olds).

Review of sufficiency of nursery education provision for the local authority area under the School Standards and Frameworks Act 1998. Reviewed annually in line with quality inspection reviews this enables local authorities to ensure there are sufficient Early Years Education places to meet demands of parents.

Adverse Childhood Experiences (ACEs): Childcare practitioners are often one of the significant adults in a child's life and can make a difference in building resilience. CPD training will be focussed on understanding how to build resilience in children, how to recognise ACEs in the child's life as well as what support is available to families to support them to support their children and maintain a successful family structure.

4. Population

Caerphilly Public Services Board has agreed in setting a sense of place and community. The local Well-being Assessment, and subsequent Well-being Plan will focus on the following five well established community areas in the Caerphilly county borough:

1. Upper Rhymney Valley – incorporating Bargoed
2. Mid Valleys West
3. Mid Valleys East
4. Lower Sirhowy Valley
5. Caerphilly Basin

The Caerphilly CSA will also follow the same community based approach.

4.1 Overview of Caerphilly county borough

The Caerphilly county borough covers an area stretching from Powys and the Brecon Beacons National Park in the north, to Cardiff and Newport in the south. It is bordered to the west, by Merthyr Tydfil and Rhondda Cynon Taf and to the east by Blaenau Gwent and Torfaen and lies in the heart of the South Wales Valleys and the Cardiff Capital Region. The Caerphilly county borough occupies some 28,000 hectares of the Valleys area of South East Wales. It stretches over 40 kilometres between Cardiff and Newport and the Brecon Beacons, taking in the valleys of three rivers: the Rhymney, Sirhowy and Ebbw, with a mixture of urban, semi-urban and rural communities. 75% of the Caerphilly county borough is used for agriculture and forestry.

The topographical constraints associated with the three valleys communities presents significant challenges in terms of the inter-relationship between towns and villages and the way in which they function. There is a strong sense of community that is defined by geographical areas – and especially in the five community areas we have selected in setting a sense of place and community for this well-being assessment. Few areas within the Caerphilly county borough are capable of being economically self-sufficient. Consequently, settlements within the area have a close relationship with a cluster of other villages and towns.

There are five principal towns within the Caerphilly county borough: Blackwood, Risca, Bargoed, Ystrad Mynach and Caerphilly (the largest with a population of 33,236 (Census 2011) supported by the four local centres of Newbridge, Rhymney, Nelson and Bedwas. These local centres perform as the principal areas for employment and retail provision and are generally where services can be accessed. Blackwood and Caerphilly are also important as sub regional centres. The remaining settlements in the Caerphilly county borough are mostly residential urban areas. There are also a number of remote rural valleys settlements. Overall the Caerphilly county borough comprises of 50 distinct towns and villages, many of which are linear settlements located on the valley floor.

The Caerphilly county borough has both an expanding economy and an attractive environment, and benefits through transport links providing fairly easy access to the public transport network; although as noted in the community events often there are no direct train and bus links, and cross valley transport links are not available in all our community areas.

The A465 Heads of the Valleys Road runs through the extreme north of the Caerphilly county borough and offers good road links to the west to Merthyr Tydfil, Swansea, West Wales and Ireland, and to Ebbw Vale and the Midlands to the east. The south of the Caerphilly county borough has good links to the M4 motorway and so to the rest of the UK. The Caerphilly county borough's position between the Capital City of Cardiff and the Heads of the Valleys area gives it a strategic importance as a gateway to the valleys and a link between the prosperity of Cardiff and the less affluent valley communities.

However, the Caerphilly county borough and the surrounding valleys sub-region do not presently function as a connected city region, but as a loose network of settlements. There is a strategic desire to address this through the creation of the Cardiff Capital Region supported by a Metro Transport System to improve the connectivity within the region and to other parts of the country.

4.2 Local population

Towards the end of the 20th Century the population of the Caerphilly county borough has remained relatively stable. The 2011 Census indicated that there had been little variation in population between the 1981 Census at 171,700 and the 2001 Census at 169,500. However, the 2011 Census indicated that the population of the Caerphilly county borough was considerably higher than had previously been estimated at 178,806 people. This was over 5,400 higher than the Caerphilly Local Development Plan

projections had assumed for 2011, and nearly 5,000 higher than the Welsh Government 2008 based projections indicated for 2011. Notably, the Caerphilly county borough has had one of the highest differences in Wales in the anticipated population, with every area seeing an increase in population, with the Caerphilly county borough having one of the highest populations in Wales. The 2015 Mid Year Estimates (MYE) from the Office for National Statistics states that the population is 180,164.

The structure of the Caerphilly county borough's population shows a fairly even distribution between 5-year age bands from 0-4 years to around 40 years of age, higher levels between the ages of 40 and 54 and then tailing off from age 70 onwards. The structure is similar to that of Wales as a whole. Consistent with the case at the national level, the number of children in the Caerphilly county borough has fallen, whilst the number of old people, particularly the very old has risen, with 18.5% (MYE 2015) of the population being aged 65 and over. It is projected that there will be an increase in the number of older people in the coming decade, including the older old.

Between 2001 and 2014 the number of live births has increased from 1,974 to 2,126, peaking at 2,280 in 2010, with the figure consistently being above 2,000 in every year apart from 2001 and 2013. The average number of live births over the time period is 2,100. According to the 2011 based Caerphilly County Borough Local Development Plan (First Review) this trend is set to continue until around 2018-19, and then the picture is predicted to gradually decrease to around 2,000 births per year by 2030/31. See Fig 1.

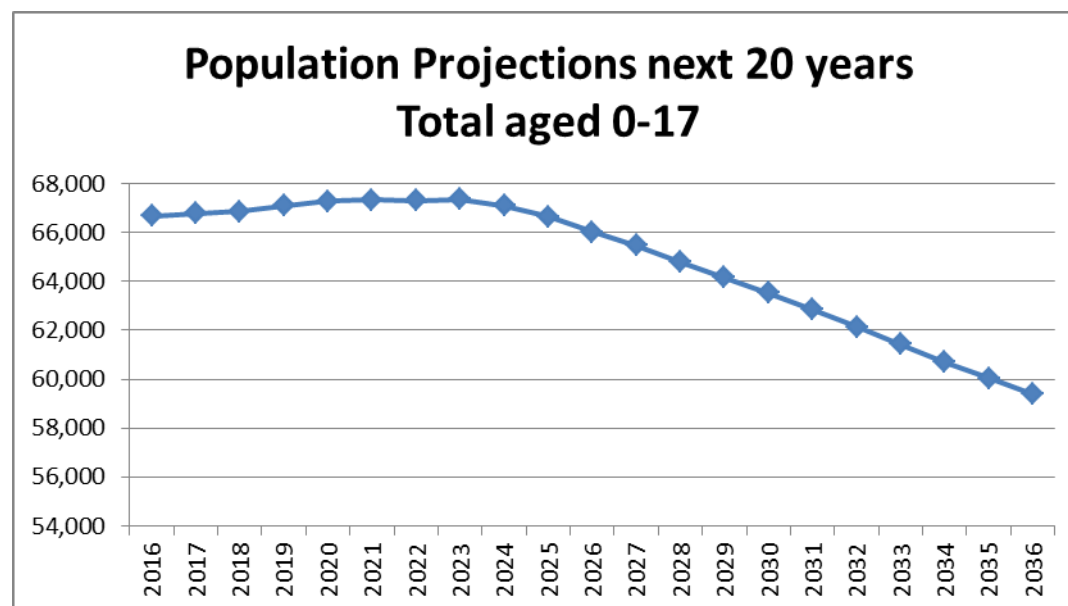


Fig 1 – Population Projections for Caerphilly over the next 20 years – aged 0 -17
 Taken from Welsh Government 2011-based local authority population projections for Wales, 2011 to 2036 (last update 2013)

The 2011 Census also indicated that there has been significant change in the distribution of the population within the Caerphilly county borough, notably the population decline in the Heads of the Valleys Regeneration Area has been halted, with a slight increase in the population from 30,626 in 2001 to 31,087 in 2011.

In defining cultural identity 80.5% of the resident population indicate that they are of Welsh National Identity compared to 65.9% of residents in Wales. However, in terms of the Welsh language, 84% of the population of the Caerphilly county borough indicate that they have no knowledge of the Welsh language compared to 73% overall in Wales. 8.5% of residents in the Caerphilly county borough indicate that they can speak, read and write Welsh compared to 14.6% in Wales with Welsh speakers are spread throughout the county borough (Census 2011). Ethnic minorities make up only 1.6% of the county borough's population (Census 2011).

The 2011 Welsh Index of Multiple Deprivation (WIMD) ⁽¹⁾ demonstrates that the picture of deprivation in Caerphilly is not uniform, but rather gives the impression of pockets of intense disadvantage. 68.2% (75 LSOA's) of the county borough's Lower Super Output Areas (LSOAs) fall within the 50% most deprived LSOAs in Wales. This is the 7th highest proportion amongst all Local Authorities in Wales. 14.5% of the borough's LSOAs fall within the top 10% most deprived category within Wales (increase from 10.9% in the 2008 WIMD).

The following is at a glance demographic overview of the Caerphilly county borough:

Population - the Caerphilly county borough has a population of 178,806, 49% of which are male and 51% female.

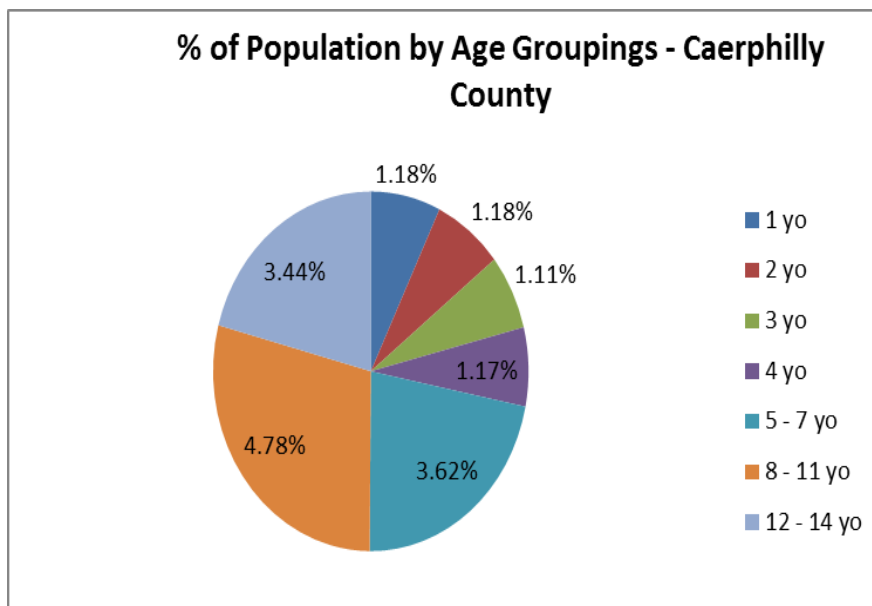


Fig. 2 – Population of Caerphilly by age groupings – Live Birth data 2014

Age range – 18.3% of the county borough are aged 0-15 years, 65.2% are aged 16-64 years and 16.5% are aged 65 years or over. The Chart (Fig. 2) shows the proportion of children in the different age categories as required for the CSA analysis. Data is sourced from the ONS Live Birth data by Ward 2014.

Ethnicity - 98.4% of county borough residents are white, compared with 95.6% within Wales as a whole. The largest ethnic minority groups are mixed/multiple ethnic groups (0.6% in the county borough and 1% in Wales) and Asian or Asian British (0.5% in the county borough and 1.8% in Wales).

National identity - 80.5% of the county borough's residents gave their national identity as Welsh compared with 65.9% within Wales as a whole.

Access to car - 24.4% of households within the county borough have no access to a car or van, compared with a Wales figure of 22.9%.

Employment Rate – (male) the employment rate for Caerphilly county borough's male population as a whole is 70%, with 46.9% working Full Time, 5.5% working part time and 9.2% self employed.

Employment rate – (female) – the employment rate for Caerphilly county borough's female population as a whole is 59.9% with 30% working full time, 20.7% working part time and 2.9% are self employed.

Unemployment rate (male) - 6.6% of male residents aged 16-74 years in the county borough are unemployed, compared with a figure of 5.5% for Wales as a whole. 8.6% of male residents in the county borough are long term sick or disabled, compared with a figure of 6.5% for Wales as a whole. 1.2% of males are looking after home or family.

Unemployment rate (female) - 3.7% of female residents aged 16 – 74 in the county borough are unemployed. 7.8% of female residents aged 16-74 years in the county borough are long term sick or disabled, compared with a figure of 6% for Wales as a whole. 7.3% are looking after home or family.

Limited day to day activities - 25.4% of county borough residents said that their day to day activities were limited a little or a lot by their health, compared with a figure of 22.7% for Wales as a whole.

Areas of employment - the most popular categories for industries of employment for county borough residents are: manufacturing at 16.2% (10.5% in Wales as a whole), wholesale and retail trade: repair of motor vehicles at 15.1% (15.6% in Wales), and human health and social work activities at 12.4% (14.5% in Wales).

Hours Worked (Male) – Males working 15 hours or less is 4.3%, working 16 – 30 hours is 8.6%, working 31 to 48 hours is 72.2% and working more than 49 hours is 14.9%.

Hours Worked (Female) – Females working 15 hours or less is 11%, working 16 – 30 hours is 31.4%, working 31 to 48 hours is 53.4% and working more than 49 hours is 4.1%.

No qualifications - 31.4% of county borough residents have no qualifications compared with a figure of 26% for Wales as a whole.

Older people - 20.6% of households in the county borough only contain people aged over 65 years, and 29.4% of households contain one or more dependent children. The corresponding figures for Wales as a whole are 22.6% and 25.9% respectively.

Welsh language -16.2% of county borough residents aged 3 years and over have one or more skills in Welsh (understand, speak, read or write) compared with a figure of 26.6% for Wales as a whole

(Census 2011).

Marital Status – 20.6% of the population are either married or cohabiting with dependent children. There are 39,361 parents with dependent children living in the County Borough. Of these 29,820 (75.5%) have one or more parent in employment and 1,486 (3.85%) families have both (or one in a single parent household) unemployed.

Lone Parents – 6,478 households (8.8%) are inhabited with lone parents with dependent children. Of these, 29.7% are in Part time employment, 26.1% are in Full Time employment and 44.2% are not in employment.

Benefits Claimants - information from the Nomis website (Nov 2015) shows the number of benefit claimants for those aged 16 – 64. Across the county of Caerphilly there were 20,390 claimants of some form of benefit (18.5% of the working age population). Of these 2,835 (2.6% of the working age population) were claiming Job Seekers Allowance and 11,095 (10.1% of the working age population) were claiming employment support allowance or incapacity benefit. There were 1,445 (1.3% of the working age population) Lone parents claiming income support (children aged under 16) and 1,465 (1.3% of the working age population) claiming disability living allowance.

http://www.caerphilly.gov.uk/CaerphillyDocs/LDP/BR1_Functional_Analysis_2013.aspx

Number of Children with Special Educational Needs or a Disability

The number of school aged children who have been diagnosed with a special educational need or disability who are listed on the schools PLASC (Pupil Level Annual School Census – 12/01/2016) across the county borough is 5,998. Of these, 3449 children are in Primary school, 2,416 are in Secondary school and 133 are in the Special School based in Ystrad Mynach. In addition to these children, there will also be a number of children of pre-school age who have disabilities. There are estimated to be approximately **361 children aged 0 – 4** who are active on the ISCAN database (Integrated Services for Children with Additional Needs).

The table below (Fig. 3) shows the numbers of school age children with special educational needs and/or disability attending primary and secondary schools by age/age grouping.

| | | |
|----------------------|-------------------|-------|
| Primary School Age | 3 year olds | 120 |
| | 4 year olds | 275 |
| | 5 – 7 year olds | 1,316 |
| | 8 – 11 year olds | 1,737 |
| Secondary School Age | 12 – 14 year olds | 1,761 |
| | 15+ year olds | 655 |

Fig 3 – number of school aged children with special educational needs and or a disability from Caerphilly CBC PLASC Data – Sept 2016

The table (Fig 4) below shows the numbers of school aged children by their primary need as defined on the PLASC across the county borough. A further breakdown by Community Planning area is included in the next chapters.

| Primary Need | Primary School Age | Secondary School Age | Special School |
|--|--------------------|----------------------|----------------|
| Attention Deficit Hyperactivity Disorder | 13 | 30 | |
| Autistic Spectrum Disorder | 72 | 156 | 43 |
| Behaviour Emotional and | 247 | 355 | 1 |

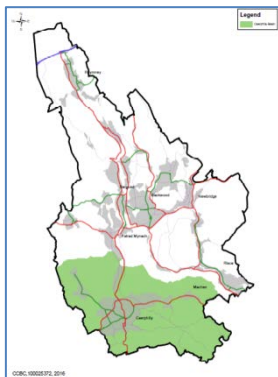
| | | | |
|---|-----|-----|----|
| Social Difficulties | | | |
| Dyslexia | 106 | 332 | |
| General Learning Difficulties | 836 | 814 | |
| Hearing Impairment | 76 | 82 | |
| Moderate Learning Difficulties | 136 | 382 | 2 |
| Multi Sensory Impairment | 1 | 1 | |
| Physical and Mental Difficulties | 77 | 77 | 39 |
| Severe Learning Difficulties | 4 | 12 | 27 |
| Profound and Multiple Learning Difficulties | 0 | | 20 |
| Speech Language and Communication | 159 | 146 | 1 |
| Visual Impairment | 6 | 12 | |

Fig 4 – Number of school aged children by Primary Need as defined on CCBC PLASC database – Sept 2016

During 2016/17 a task group has met to establish how ISCAN data will be monitored and used in planning of provision of places for children with additional needs as they start and progress through the Foundation Phase. Although in its infancy, there is already a planned need for up to 10% of an average cohort for specialist provision or additional support which rises to 20% in disadvantaged areas as identified through Flying Start.

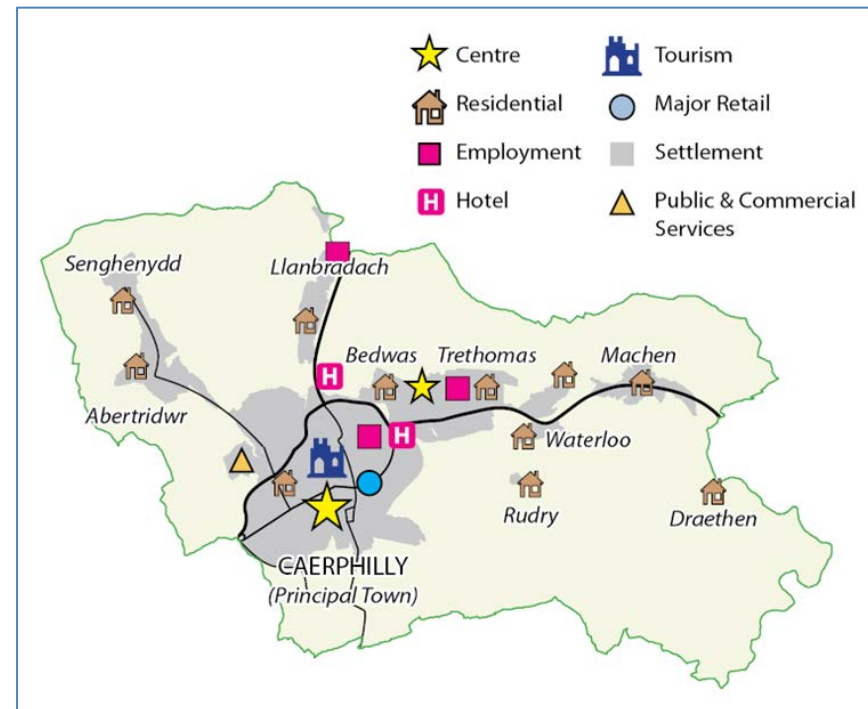
4.3 Caerphilly Basin - Profile

Incorporating the Wards of: Aber Valley, Penyrheol, Bedwas/Trethomas/Machen, Morgan Jones, St Martins, St James, and Llanbradach



The Caerphilly Basin area is situated at the southern end of the county borough. Surrounding the main urban area of Caerphilly town, are smaller rural communities/suburbs many of which are ex coal mining areas. Caerphilly is the largest town within the County Borough, accommodating approximately one third of the total population of the authority area. The majority of this land lies outside the existing settlements and comprises a mix of agricultural and open land largely identified as Special Landscape Area.

This area had very good rail and road transport links to both the north of the borough as well as the main artery down to the M4 and Cardiff and Newport and the rest of Wales. While most of the area benefits in prosperity from its close proximity to Cardiff and the M4 corridor, the Aber Valley settlements of Abertridwr and Senghenydd, although having their own retail centres, display characteristics similar to the more deprived areas in the north of the county borough. The Lansbury Park Estate in the heart of Caerphilly town centre also currently ranks as the most deprived area of Wales in the Welsh Government's Welsh Index of Multiple Deprivation 2014.



Caerphilly town also plays an important role in the strategic context as a satellite and dormitory town for Cardiff. Caerphilly undoubtedly provides housing for the employment base in Cardiff, and a significant level of retail expenditure is also lost to the capital city. As such the population is a mixture of those that work locally and those that commute south and east to the cities and beyond.

Caerphilly Basin has the largest population of the community cluster areas and is a principle centre for employment, retail and service provision.

Caerphilly town centre is a major centre for employment within the county borough, comprising of the vibrant town centre, a number of secondary employment sites and a Business Park. It also accommodates a range of public and commercial services.

To the east of Caerphilly town lies Bedwas which is a significant employment centre, comprising of a large retail centre, and two large employment sites.

Some of the county's largest employers are based in this cluster, with two employers reporting a large expansion in the near future. As such childcare needs in this area are likely to be high, but consideration must be given to families that work across the borders into Cardiff and Newport and wish for their childcare to be located close to their workplace.

The housing stock in the area is steadily increasing with just over 300 new family homes built over the past 3 years. There is a new housing estate being developed in the St Martins area of Caerphilly town. According to the Joint Housing Land Availability Study 2015, there are 357 family homes due to be built over the next 5 years with an additional 1685 family dwellings proposed for development with no date set for completion. (This figure is likely to change due to the local LDP not being adopted Summer 2016, and is currently being redrafted.)

In terms of population, not only does this area have the highest number of children aged 0 – 15 in the county borough, it also has the highest proportion of its population in this age bracket at

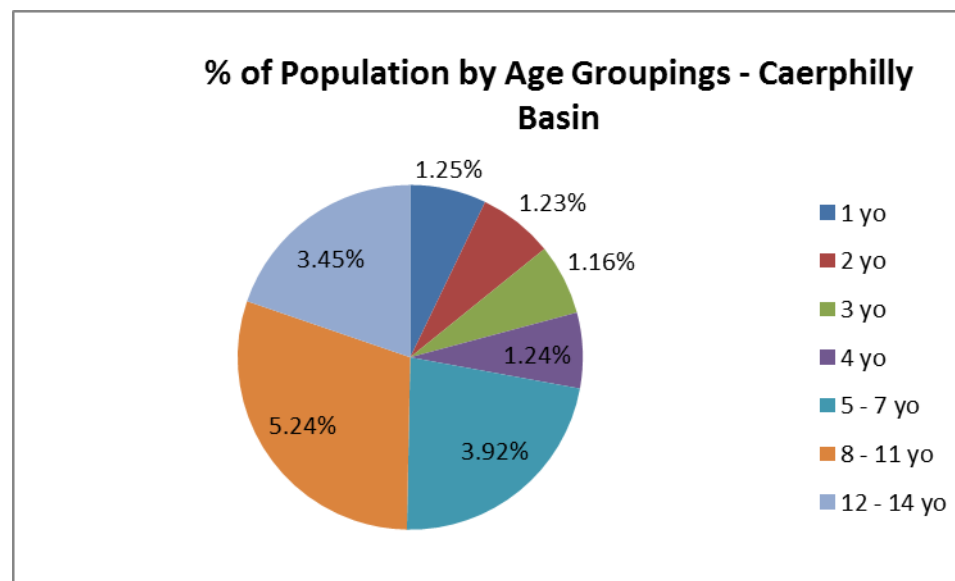


Fig. 5 – Percentage of Population by age groupings – Caerphilly Basin – live Birth Data 2014

19.3% (compared to 18.3% in the County as a whole). Within this age group it also has the highest proportions of 1 year olds, 5 – 7 year olds, 8 – 11 year olds and 12 – 14 year olds. See Fig 5..

| 1 year olds | 2 year olds | 3 year olds | 4 year olds | 5-7 year olds | 8–11 year olds | 12-14 year olds | 15- 18 year olds |
|-------------|-------------|-------------|-------------|---------------|----------------|-----------------|------------------|
| 701 | 693 | 650 | 695 | 2203 | 2942 | 1977 | 2640 |

Fig 6- Numbers of children living in Caerphilly Basin by age grouping - Figures from live birth data 2014 and ward population estimates 2014 ONS

There are 8 Flying Start areas within this community planning area, however there are also more affluent areas with 7 LSOA's being in the top 20% across Wales.

The Chart (Fig 5) shows the proportion of children in the different age categories as required for the CSA analysis. Fig 6 shows the numbers of children. Data is sourced from the ONS Live Birth data by Ward 2014.

78.4% of the population identified their nationality as Welsh in the Census 2011 which is slightly lower than the county average, but markedly higher than the average given across Wales as a whole. The ethnic make up of the area is predominantly white, with only 1.6% of residents being non-white. This however, is the highest percentage in the county.

Nearly a quarter of all residents (24.4%) have no access to a car, but as mentioned above, there are good public transport links both in and around the area.

The employment rate for the male population is slightly higher than the county rate at 71.7%, with 47.4% working full time, 6% working part time and 10% being self-employed. The unemployment rate is 6.4% which is average for the county but relatively higher than that for Wales (5.5%). This area reports the lowest rate of unemployment because of long term sick or disability, but again it is still higher than the Wales average. 1.2% of males report they are unemployed because they are looking after the home and/or family. 28.1% of residents have no qualifications, which is better than that for the Caerphilly county borough as a whole.

The employment rate for the female population is again higher than the county rate with 30.2% working full time, 21.6% working part time and 3.1% self employed. This area has an average proportion of females unemployed and a relatively low percentage unemployed because of long term sickness/disability or because they are looking after the home or family.

With regards to the number of Benefits claimants this area has a rate that is lower than the county average with St Martins ward (in Caerphilly town) exhibiting the lowest rate of claimants across the whole borough at 8.9%. In comparison, the Aber Valley and St James wards both showed high rates of benefits claimants at 20.9% and 25% respectively, those claiming Job Seekers Allowance, (3.4% and 4.5% respectively), and Employment Support Allowance or Incapacity Benefit were also higher. The St James ward showed the highest levels of lone parents claiming income support at 2.3%.

In the Caerphilly Basin there are 14 English medium primary schools, plus two junior schools and 2 infant schools, three Welsh-medium primary schools, one faith school and four comprehensives (one Welsh language) of which two have sixth forms.

This area also has one of the highest levels of Welsh language usage in the county with 13.21% of all those age 3 and above reporting that they use the language. The highest incidence of Welsh language in the county borough is in the Aber Valley area of this cluster. There are 3 Welsh medium primary schools in this area and 4 Cylch Meithrin. In addition, there are 3 wrap around clubs, 3 after school clubs and 2 holiday clubs all through the medium of Welsh. A new Welsh medium 3 – 18 year school, a 'sister' campus to the Welsh medium Comprehensive Cwm Rhymni, has also opened in Caerphilly town in 2013 supporting Welsh medium catchment in the southern part of the county borough. During the Summer 2016 a new Welsh medium Integrated Children's Centre opened in Caerphilly, housing a Welsh medium Flying Start provision alongside a wrap around, after school and holiday provision. There are 2 Ti a Fi that serve the Caerphilly Basin area.

21.2% of the population are either married or cohabitating with dependent children. Of the 12, 489 parents with dependent children, just over 75% (9,546) have one or more parents in employment (average for the borough as a whole) and slightly lower than the borough average (3.7% compared to 3.85%) unemployed. 9.1% of households are lone parent families, one of the highest rates in the borough, and it has a lower than the county average of lone parents in either Full Time or Part time employment, with 46.2% not in employment, the second highest rate in the borough.

Children with Disabilities.

Information from the Schools PLASC database (census date 12/01/2016) shows that in Caerphilly Basin, of all the 3 – 15 year olds in school (8,467), 1,787, or 21.11% have an additional need. The table (Fig 7) shows the number and age of the child by home residence and by primary need as defined on the PLASC

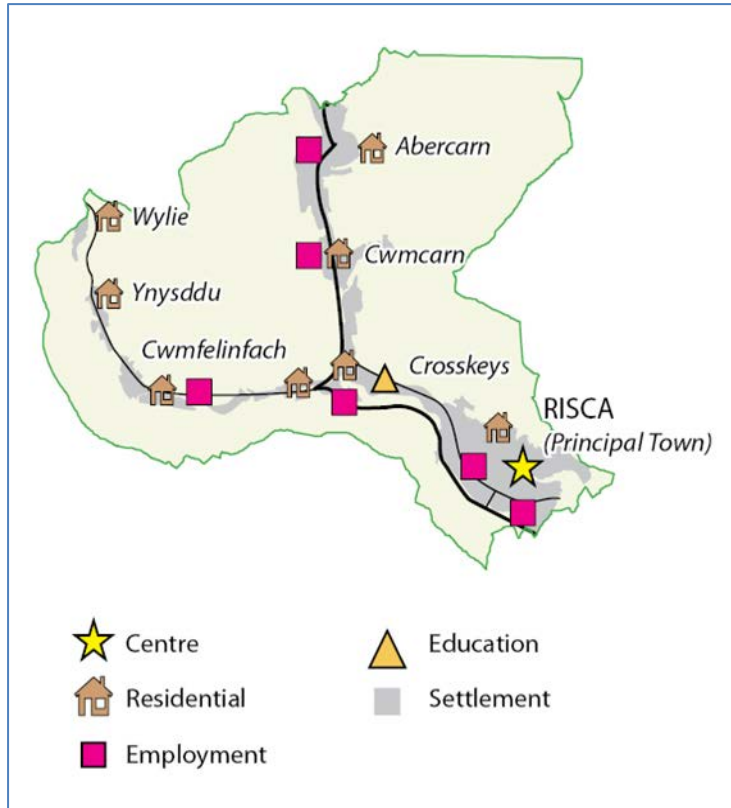
This area has 4 primary schools with specialist units, one for children with complex needs (16 places), one for nurture (8 places), one for children with social inclusion difficulties (8 places) and one for children with Speech and Language difficulties (16 places). There is one comprehensive school that had places for children with Hearing Impairment, PMED and Sensory Difficulties. These schools may need childcare with specialist staffing.

| | | 3 yo | | 4 yo | | 5-7 yo | | 8-11 yo | | 12 - 14 yo | | 15+ |
|--|--|-------|--------------|-------|--------------|--------|--------------|---------|--------------|------------|--------------|-----|
| | | count | w/spec needs | count | w/spec needs | count | w/spec needs | count | w/spec needs | count | w/spec needs | |
| Caerphilly Basin | | | | | | | | | | | | |
| | | 650 | 41 | 695 | 98 | 2203 | 487 | 2942 | 609 | 1977 | 552 | 257 |
| | | | 6.31% | | 14.10% | | 22.11% | | 20.70% | | 27.92% | |
| In general school population | | | | | | | | | | | | |
| Autism | | | | | 2 | | 18 | | 22 | | 27 | 18 |
| Behavioural, Emotional & Social Difficulties | | | 8 | | 12 | | 62 | | 89 | | 96 | 48 |
| General Learning Difficulties | | | | | 19 | | 208 | | 308 | | 233 | 68 |
| Hearing Impairment | | | 3 | | 2 | | 24 | | 23 | | 15 | 4 |
| Moderate Learning Difficulties | | | 1 | | 4 | | 13 | | 32 | | 49 | 55 |
| Physical & Mental Difficulties | | | 4 | | 2 | | 20 | | 27 | | 10 | 4 |
| Severe Learning Difficulties | | | | | | | | | | | 0 | |
| Profound & Multiple Learning Difficulties | | | | | 1 | | | | | | 1 | 1 |
| Speech, Language & Communications Difficulties | | | 25 | | 56 | | 130 | | 34 | | 33 | 13 |
| Dyslexia | | | | | | | 3 | | 57 | | 60 | 43 |
| Dyscalculia, Dyspraxia | | | | | | | | | 1 | | 2 | |
| ADHD | | | | | | | | | 4 | | 12 | 2 |
| multi sensory | | | | | | | | | 1 | | 1 | |
| Visual Impairment | | | | | | | | | 1 | | | 1 |

Fig 7 – the number and age of children with disabilities by home residence and by primary need – source CCBC PLASC

4.4 Lower Sirhowy Valley Profile

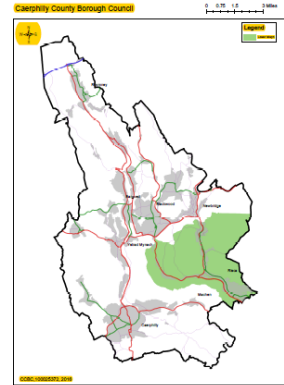
Incorporating the wards of: Abercarn, Ynysddu, Crosskeys, Risca East and Risca West



The Lower Sirhowy Valley area of the county is located to the lower east part of the county borough, and has its main links South east toward the City of Newport. There are two steep-sided and narrow valleys, carved out by the River Ebbw and its tributary, the River Sirhowy, which are surrounded by mountain plateaux. Significant areas of the valley floor are potentially at risk from flooding. However, the implementation of a Flood Alleviation Scheme will help to unlock development sites throughout the town and encourage private sector investment to be the main regeneration driver for Risca, which if focused correctly, will allow Risca to flourish. The risk of flooding has, in the past, inhibited the development of new childcare facilities.

This area has the smallest population of the county's five Community planning areas with a count of 24,258 in the last Census (2011). With the main urban centre being the town of Risca. Risca has benefited from substantial public and private investment with the conversion of the Palace Cinema into a library/learning resource centre. The commercial function of the area is largely overshadowed by its close proximity to Newport and to some extent Blackwood.

There are eight centres of employment with a mixture of industrial estates and business parks. A large industrial estate is located at Abercarn, while smaller ones are located at Crosskeys, Cwmcarn, Cwmfelinfach, and Wattsville, giving these settlements an



employment role as well. In addition, Risca-Pontymister has a number of large and small industrial sites, some with single occupiers and others with multiple users.

There is only one Flying Start area within this community planning area. 78.3% of the population identified themselves as Welsh compared to just over 65% across Wales as a whole.

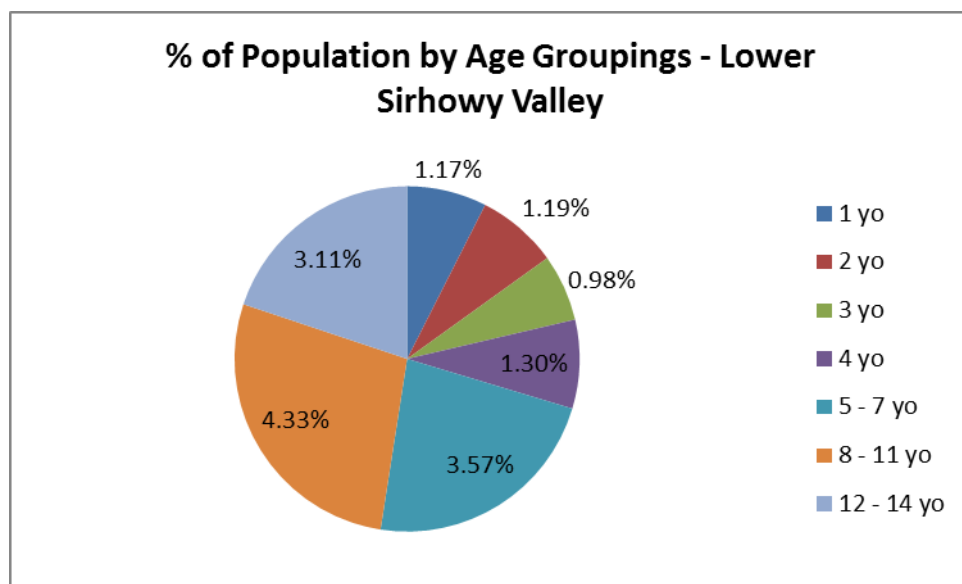
78.3% of residents identified themselves as Welsh and 1.5% of residents are from a non-white ethnicity.

According to the Joint Housing Land Availability Study 2015, there is very little housing development planned over the next 5 years with only 63 new family homes planned and 209 homes proposed to be built but with no date for completion.

This area has the county's lowest percentage of its population aged 0 – 15 years (16.7%) and the lowest percentage of 3 year olds at 0.98% of its population (compared to 1.11% in Caerphilly county borough as a whole) and the lowest percentages of 8 – 14 year olds. It does, however, have one of the highest proportions of 4 year olds in the borough.

| 1 year olds | 2 year olds | 3 year olds | 4 year olds | 5-7 year olds | 8–11 year olds | 12-14 year olds | 15- 18 year olds |
|-------------|-------------|-------------|-------------|---------------|----------------|-----------------|------------------|
| 285 | 290 | 239 | 316 | 870 | 1054 | 769 | 1037 |

Fig 8 – Numbers of children per age category for Lower Sirhowy Valley - Figures from live birth data 2014 and ward population estimates 2014 ONS



The Chart (Fig 9) shows the proportion of children in the different age categories as required for the CSA analysis. Data is sourced from the ONS Live Birth data by Ward 2014.

The employment rate for the male population is higher than the county average, at 71.9% with 50% working Full time, 5.6% working part time and 8.3% self-employed. The male unemployment rate is 6.5%, again higher than the Wales average of 5.5%. This area does have the lowest rate in the county for males who are unemployed because they are looking after the home or family and the lowest rate unemployed because of long term sickness or disability, although this is still a higher figure than the Wales average. The employment rate for the female population is the highest in the county borough with 63.2% of women employed, of which 32.6% are working full time, (highest in the borough), 21.3% working part time and 3% are self-employed. Conversely, this area has the lowest percentage of its female population who are unemployed and the lowest percentage who are unemployed because of either long term sickness or disability, or because they are looking after the home or family.

This area showed the lowest levels of total benefits claimants overall with all wards having levels of those claiming Job Seekers Allowance, Employment Support Allowance and Incapacity Benefit below the average for the county borough.

There are eight English medium primary schools in the area and one Welsh medium primary. There are two comprehensive schools, both English medium. There is a large further education college at Crosskeys.

Persons over the age of 3 years using the Welsh language, is one of the lowest in the county borough at 10.08% of the population (compared to 19% across Wales as a whole). There is one Welsh medium primary school within the cluster towards its north western end, however there are 3 Cylchoedd Meithrin (one unregistered) with one Welsh medium wrap around and one after school provision. According to the local WESP there is an identified need for a Welsh medium primary school located in the eastern end of the area to serve the Risca area and the low rates of transition from the Cylch Meithrin to the Welsh medium primary is indicative of the shortage of education places to move on to. There is also a Ti a Fi that serves this area.

There are a relatively low percentage of households with married or cohabiting parents with dependent children (19.1% compared to 20.6 in the county borough). However, of the 5,058 parents with dependent children, 78.94% have one or more parents in employment which is the highest in the county, and they have the lowest percentage of families (2.98%) with both (or one in lone parent families), unemployed. This area also has the lowest percentage of lone parent families with dependent children at 7.5% of its families, and again of these lone parents there is one of the highest proportion across the county borough of those who are

employed both full time and part time. This area has the lowest proportions of lone parents who are unemployed at 38% compared to 46.2% average across the county borough.

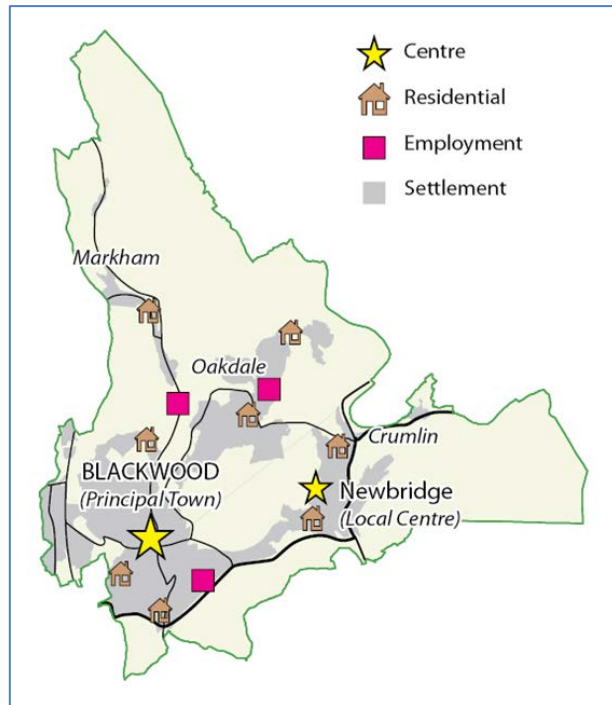
Children with Disabilities

| Lower Sirhowy Valley | | 3 yo | | 4 yo | | 5-7 yo | | 8-11 yo | | 12 - 14 yo | | 15+ |
|--|--|-------|--------------|-------|--------------|--------|--------------|---------|--------------|------------|--------------|-----|
| | | count | w/spec needs | count | w/spec needs | count | w/spec needs | count | w/spec needs | count | w/spec needs | |
| | | 239 | 18 | 316 | 34 | 870 | 144 | 1054 | 203 | 769 | 172 | 78 |
| | | | 7.53% | | 10.76% | | 16.55% | | 19.26% | | 22.37% | |
| Autism | | | 2 | | 1 | | 10 | | 10 | | 8 | 9 |
| Behavioural, Emotional & Social Difficulties | | | 3 | | 8 | | 10 | | 30 | | 24 | 12 |
| General Learning Difficulties | | | 1 | | 5 | | 50 | | 89 | | 66 | 23 |
| Hearing Impairment | | | | | 2 | | 7 | | 12 | | 9 | 9 |
| Moderate Learning Difficulties | | | | | 1 | | 6 | | 8 | | 17 | 6 |
| Physical & Mental Difficulties | | | 1 | | 1 | | 7 | | 15 | | 5 | 4 |
| Severe Learning Difficulties | | | | | | | | | 1 | | | |
| Profound & Multiple Learning Difficulties | | | | | | | | | | | 2 | |
| Speech, Language & Communications Difficulties | | | 10 | | 16 | | | | 24 | | 10 | 4 |
| Dyslexia | | | | | | | | | 7 | | 17 | 9 |
| Dyscalculia, Dyspraxia | | | | | | | | | 1 | | 1 | 1 |
| ADHD | | | | | | | 1 | | 2 | | 5 | |
| Visual | | | | | | | 2 | | | | 2 | 1 |

Information from the Schools PLASC database (census date 12/01/2016) shows that in the Lower Sirhowy Valley, of all the 3 – 15 year olds in school (3,248), 571, or 17.58% have an additional need. The table (Fig 10) shows the number and age of the child by home residence and by primary need as defined on the PLASC.

This area has 4 primary schools with specialist units: 1 for children with behavioural, emotional and social difficulties (8 places), one nurture (8 places) and 2 for children with Complex needs (16 places total) and 1 unit in a comprehensive school for children with Autistic Spectrum Disorder. These schools may need childcare with specialist staffing.

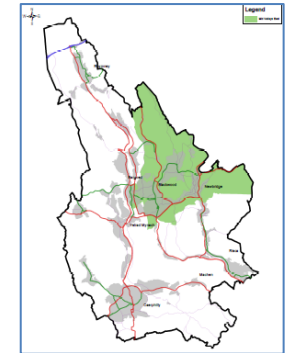
Fig 10 - Number and age of the child by home residence (Lower Sirhowy Valley) and by primary need as defined on the PLASC.



4.5 Mid Valleys East Profile

Incorporating the wards of: Argoed, Blackwood, Pengam, Penmaen, Cefn Fforest, Pontllanfraith, Crumlin and Newbridge

The Mid Valleys East area is located to the centre of the County borough and is characterised by small rural villages to the north and larger residential areas to the south. The main urban centres are Blackwood (with a thriving town centre) and Newbridge. The local hub of the Caerphilly County Borough Council offices have recently relocated out of this area. Over 70% of the district is undeveloped and is used mainly for agriculture and forestry. These activities have created a distinctive landscape and an attractive environment. Successive land reclamation schemes have further enhanced the area. The district is characterised by small rural villages to the north and larger residential areas to the south.



The area benefits from strong southward road links connecting the area with the towns of Abercarn, Risca and Newport via the A467. The area's public transport links have been dramatically improved recently with the opening of the Ebbw Valley Line which provides a direct link to Cardiff, and the completion of the Newbridge Park and Ride scheme.

Blackwood is the principal town within the Mid Valleys East and is the second largest within Caerphilly County Borough as a whole. The town functions as a sub-regional centre, containing approximately 200 retail units, together with a variety of leisure and community facilities serving a wide catchment area (including Argoed, Cefn-Fforest, Penmaen, Pengam, and Pontllanfraith). The High Street is relatively vibrant and is the focus of retail and services within the mid-valleys corridor.

At the last Census 2011, the population for this cluster area was 45,266 making it the second largest population cluster in the borough with an increase in population of approximately 3,000 since the Census in 2001.

There are eight Flying Start areas within this cluster area, yet there are also 6 areas (LSOA's) that are among the top 20% more affluent according to the WIMD 2014.

There are 9 main areas for employment in terms of business parks and Industrial Estates plus the retail centres in and around the town of Blackwood. Oakdale Business Park together with Penyfan Industrial Estate. Completion of a new strategic highway network scheme has already been instrumental to the development of Oakdale Business Park and has the potential to facilitate new schemes for business use.

81.1% of residents gave their national identity as Welsh, higher than the county average and far higher than the Wales average of 65%. 1.2 % of residents are of a non-white ethnic background.

There is a steady growth in the number of family homes being developed over the next 5 years with 216 due to be built by 2020. In addition, according to the Joint Housing Land Availability Study 2015, there are a further 430 homes proposed but with no build date. There are no major housing schemes.

This area has the second largest child population of children aged 0 – 15 years at 18.2% comparable with the average for the county borough as a whole. However, it does have the lowest proportion of 1, 2 and 4 to 7 year olds in the borough.

The Chart (Fig 11) shows the proportion of children in the different age categories as required for the CSA analysis. Data is sourced from the ONS Live Birth data by Ward 2014. Fig 12 shows the numbers of children by age groupings.

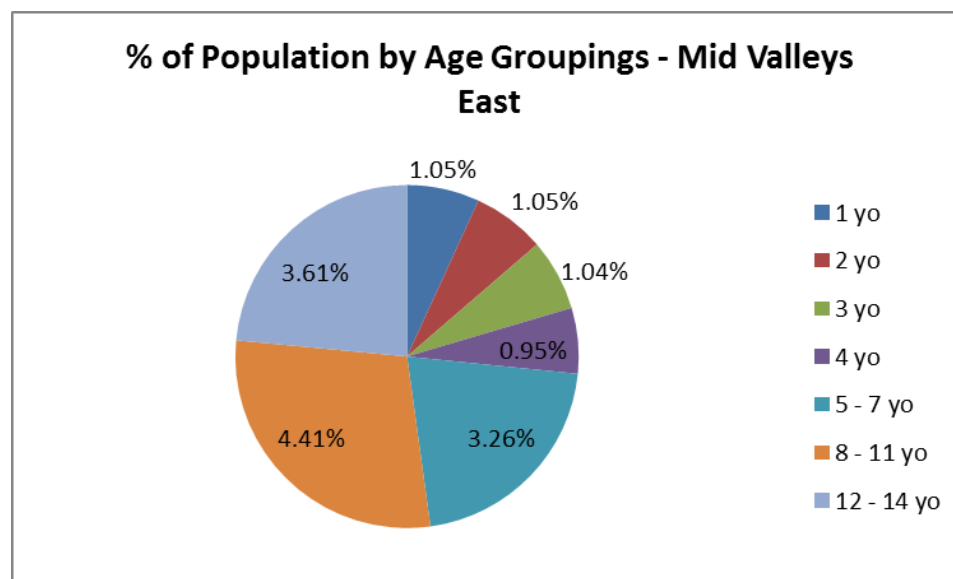


Fig 11

| 1 year olds | 2 year olds | 3 year olds | 4 year olds | 5-7 year olds | 8-11 year olds | 12-14 year olds | 15- 18 year olds |
|-------------|-------------|-------------|-------------|---------------|----------------|-----------------|------------------|
| 477 | 481 | 476 | 432 | 995 | 2503 | 1646 | 2254 |

Fig 12 – Number of children – Mid Valleys East - Figures from live birth data 2014 and ward population estimates 2014 ONS

The employment rate for the male population is 70.3% similar to the average Caerphilly rate, with 48.1% working full time, 5.35 working part time and 9.1% self-employed. This area has one of the lowest rates of male unemployment in the borough at 5.9% although this is still higher than the all Wales average of 5.5%. They are average within the borough of those unemployed because they are long term sick or disabled or looking after home or family.

The employment rate for the female population is 59.8%, again similar to the average for the borough, with 29.9% working full time, 21% working part time and 2.8 self-employed. The unemployed rate for the females of this area is lower than the county average at 3.4% and there is a comparable percentage to the county average of females unemployed because of long term sick or disability or because they are looking after the home or family.

This area showed similar rates of those claiming benefits to the county average. However, there is a wide range of rates with some wards Blackwood (12.8%) and Penmaen (12.4%) showing very low rates of benefit claimants and other wards, Pengam (23.3%), Cefn Fforest (22.5%) and Argoed (22.1%) showing much higher rates. Similarly those claiming Job Seekers Allowance in these wards is correspondingly above average for the county borough. The Penmaen and Blackwood wards show some of the lowest rates for Lone Parents claiming income support across Caerphilly.

There are 15 English medium primary schools in this area, two Welsh medium primary schools and 5 Comprehensive schools (one Welsh medium). There is also the Pupil Referral Unit located within the area taking children aged 5 – 16.

Only, 10.36% of residents aged 3 years and over have one or more skills in Welsh (understand, speak, read or write), compared to the County average of 11.2% and 19% in Wales. There are 2 Welsh medium primary schools in this area and this is also the

location of the main hub of the Welsh medium Comprehensive School. There are 3 Cylch Meithrin and 3 Welsh medium After School clubs in the area. There are two Ti a Fi's that serve this area.

The marital status for this area is comparable with the county average of 21.3% of households who are either married or cohabiting with dependent children. Of the 10,035 families, 76.33% have one or both parents in employment and 3.79% (comparable to the county average) are unemployed. Lone parents constitute 8.5% of families with 27.5% in Full time employment, 32.3% in part time employment and 40.2% not in employment which is the highest rate across the county.

Children with Disabilities

Information from the Schools PLASC database (census date 12/01/2016) shows that in the Mid Valleys East, of all the 3 – 15 year olds in school (6,052), 1,286, or 21.25% have an additional need. The table (Fig 13) shows the number and age of the child by home residence and by primary need as defined on the PLASC.

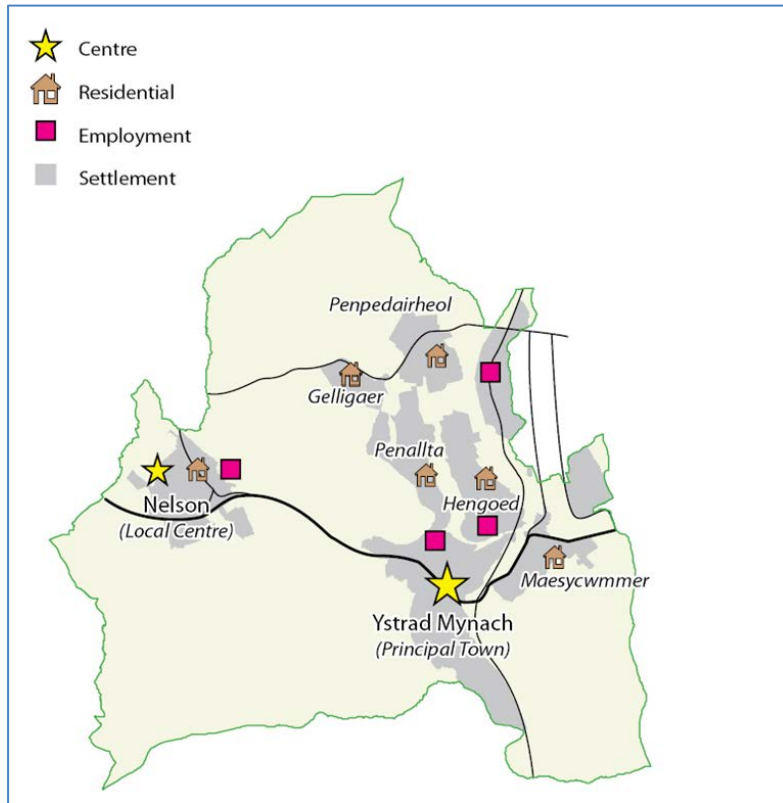
This area has 7 schools with specialist units and so may need childcare with specialist staffing

| | 3 yo | | 4 yo | | 5-7 yo | | 8-11 yo | | 12 - 14 yo | | 15+ |
|--|-------|--------------|-------|--------------|--------|--------------|---------|--------------|------------|--------------|-----|
| | count | w/spec needs | count | w/spec needs | count | w/spec needs | count | w/spec needs | count | w/spec needs | |
| Mid Valleys East | 476 | 24 | 432 | 66 | 995 | 304 | 2503 | 449 | 1646 | 443 | 129 |
| | | 5.04% | | 15.28% | | 30.55% | | 17.94% | | 26.91% | |
| Autism | | | | 4 | | 14 | | 20 | | 38 | 12 |
| Behavioural, Emotional & Social Difficulties | | 2 | | 15 | | 43 | | 58 | | 59 | 23 |
| General Learning Difficulties | | | | | | 102 | | 204 | | 138 | 18 |
| Hearing Impairment | | | | 4 | | 11 | | 22 | | 15 | 7 |
| Moderate Learning Difficulties | | | | | | 7 | | 41 | | 59 | 31 |
| Physical & Mental Difficulties | | 4 | | 5 | | 21 | | 19 | | 23 | 7 |
| Severe Learning Difficulties | | | | | | | | 1 | | | |
| Profound & Multiple Learning Difficulties | | | | | | | | | | 3 | |
| Speech, Language & Communications Difficulties | | 17 | | 36 | | 100 | | 43 | | 27 | 6 |
| Dyslexia | | | | | | | | 28 | | 67 | 21 |
| Dyscalculia, Dyspraxia | | | | | | | | 1 | | 3 | |
| ADHD | | | | | | | | 3 | | 2 | 2 |
| Visual Impairment | | | | | | 4 | | 2 | | 4 | 2 |

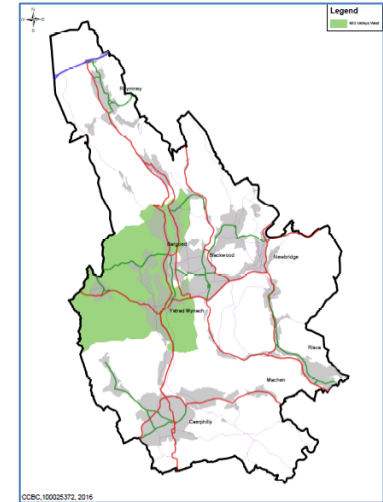
Fig 13 - Number and age of the child by home residence (Mid Valleys East) and by primary need as defined on the PLASC.

4.6 Mid Valleys West Profile

Incorporating the wards of: Maesycwmmmer, Hengoed, Ystrad Mynach, Nelson and St Cattwg.



This community Planning area is located in the middle of the borough and forms the crossroads linking north and south with east and west. As such it has good road links to the A470 to the west (the main trunk road running from Cardiff to the Heads of the Valleys and Merthyr) and good rail links running north to south. Situated around the centre of the County borough, the Mid Valleys West comprises the principal town of Ystrad Mynach, the local centre of Nelson and several large villages – all of which have strong associations and in most cases roots in the mining industry.



Notably, Ystrad Mynach is the main administrative centre for the County Borough as the location of the Council headquarters at Tredomen Business Park, as well as a main police station, Coleg y Cymoedd, the Centre for Sporting Excellence and the general district hospital, Ysbyty Ystrad Fawr.

Main industrial sites are located south of Ystrad Mynach at Dyffryn Industrial Estate, and to the north of the town at Penallta. There are smaller mixed developments lining the A469 through Tiryberth with the prestigious Tredomen Business Park being located along the A472 at Tredomen, Ystrad Mynach all offering many opportunities for employment.

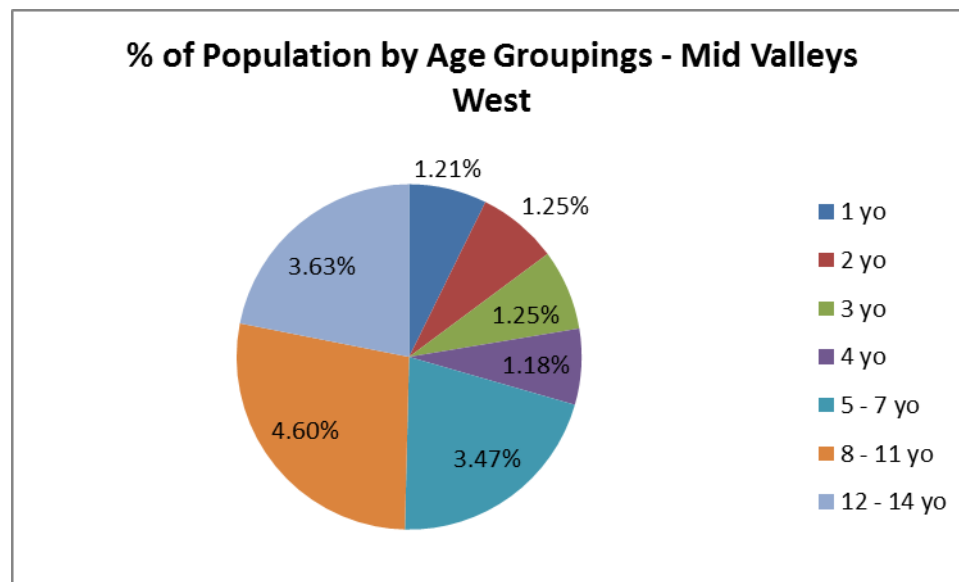
There are 3 Flying Start areas located within this cluster and one area identified as being in the more affluent ranks in the WIMD 2014. With a population of around 25,297 this is the second smallest populated area within Caerphilly.

81.6% of the population of this area identify themselves as Welsh which is the second highest rate for the county borough, and again far higher than the Welsh figure of 65.9%. Only 1.6% of residents are from non-white ethnic groups, although this is average with the rest of the county borough. This cluster area has the highest amount of households who have access to a car at 79.6%.

There is a steady growth of family homes over the next 5 years with approximately 150 new builds. There are also proposals for a further 470 family housing units with no date set. The recent LDP that was not adopted had proposed a large scale new housing development in the Maesycwmmmer area. These plans have now been dropped. There has however, been a large number of houses recently completed (650) in the centre of the cluster.

18.5% of residents are aged 0-15 years which is the second highest across the county borough, with this area having the highest percentage of 2 and 3 year olds compared to other areas of the county. All other age groups are average.

The Chart (Fig 14) shows the proportion of children in the different age categories as required for the CSA analysis. Data is sourced from the ONS Live Birth data by Ward 2014. Fig 15 gives numbers of children.



| 1 year olds | 2 year olds | 3 year olds | 4 year olds | 5-7 year olds | 8–11 year olds | 12-14 year olds | 15- 18 year olds |
|-------------|-------------|-------------|-------------|---------------|----------------|-----------------|------------------|
| 310 | 320 | 320 | 303 | 888 | 1176 | 929 | 1210 |

Fig 15 - Figures from live birth data 2014 and ward population estimates - 2014 ONS

The male employment rate is 70% with 46.9% working full time, 5.4% working part time and 10.2% being self-employed. This area has one of the lowest rates of male unemployment in the borough at 5.9% although this is still higher than the all Wales average of 5.5%. They are also average within the borough of those unemployed because they are long term sick or disabled or looking after home or family. This is a very similar demographic to the Mid Valleys East area.

The female employment rate is 60% similar to the county rate, with 31.6% working full time, 19.3% working part time and 3.3% are self employed. This area has one of the lowest rates of female unemployment at 3.4% with percentages comparable to the county average for those who are unemployed because of long term sickness or disability or because they are looking after home or family.

The percentage of benefits claimants in this area is lower than the county average but there are wards where this is higher than other parts. Maesycwmmmer has one of the lower rates (13.4%) along with Nelson (15.2%), but this is in contrast to Hengoed where the rate is 24.8% of the working population. Overall there is a lower than the borough rate of those claiming Job Seekers Allowance: 2.18% compared to the Caerphilly rate of 2.6%, and there is a lower than average rate of lone parents claiming Income Support. Maesycwmmmer has 0% lone parents claiming income support, whereas the Hengoed ward has 1.6%.

There are seven English medium primary schools, one junior and one infant school and two Welsh medium primary schools within the area. There is one comprehensive school and the Local Authority's specialist school for children with complex needs, Trinity Fields, is located in Ystrad Mynach.

This area has one of the highest numbers of people in the county over the age of 3 years using the Welsh language at 12.04%. there are two Welsh medium primary schools and four Cylch Meithrin, two after school clubs, two wrap arounds and one holiday club. There are two Ti a Fi's that serve this area.

In terms of the marital status of households, 21.6% are occupied by either married or cohabiting parents with dependent children, which is the highest in the county borough. Of the 4,354 parents, 77.62% have one or more parent in employment (higher than the county average) with 3.08% where both parents (or one in a lone parent household) are unemployed which is quite a bit lower than the county rate. 8.3% of households are headed up by a lone parent. This area has one of the highest rates of lone parents in full time employment and lower than the county average who are not in employment at 42.8%.

Children with Disabilities

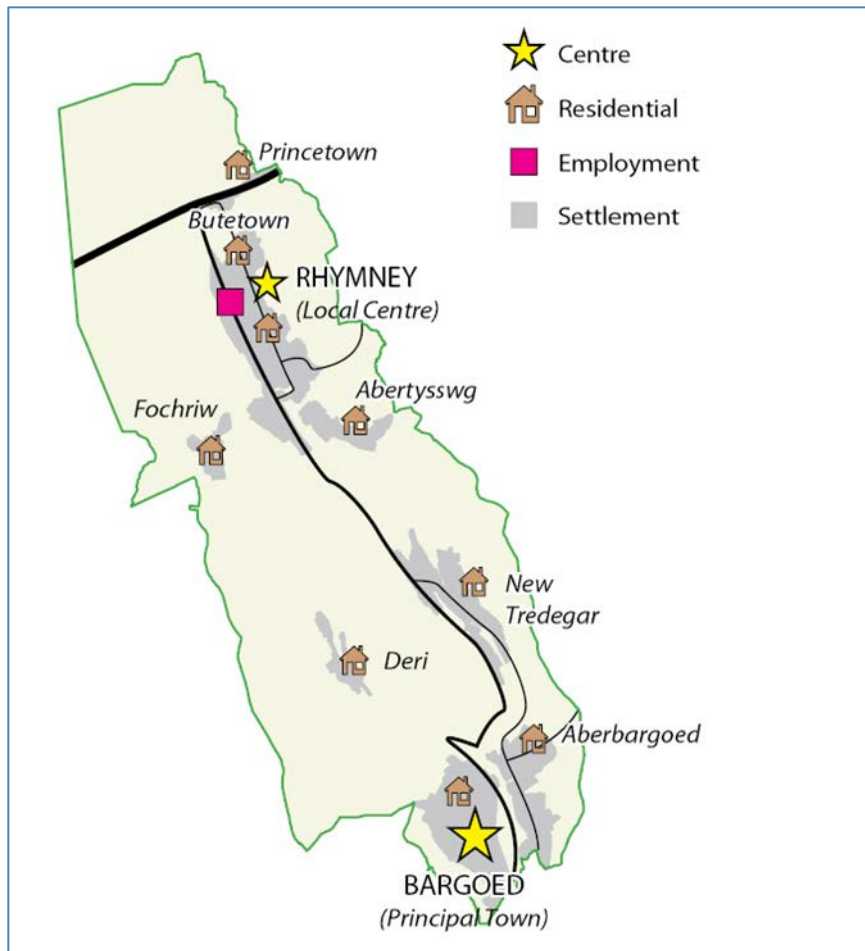
| | | 3 yo | | 4 yo | | 5-7 yo | | 8-11 yo | | 12 - 14 yo | | 15+ |
|--|--|-------|--------------|-------|--------------|--------|--------------|---------|--------------|------------|--------------|-----|
| Mid Valleys West | | count | w/spec needs | count | w/spec needs | count | w/spec needs | count | w/spec needs | count | w/spec needs | |
| | | 320 | 16 | 303 | 30 | 888 | 160 | 1176 | 213 | 929 | 256 | 78 |
| | | | 5.00% | | 9.90% | | 18.02% | | 18.11% | | 27.56% | |
| Autism | | | | | 2 | | 12 | | 7 | | 13 | 4 |
| Behavioural, Emotional &Social Difficulties | | | 3 | | 4 | | 23 | | 34 | | 37 | 15 |
| General Learning Difficulties | | | | | 1 | | 53 | | 100 | | 101 | 6 |
| Hearing Impairment | | | | | 1 | | 7 | | 7 | | 6 | 3 |
| Moderate Learning Difficulties | | | | | 3 | | 5 | | 19 | | 44 | 26 |
| Physical & Mental Difficulties | | | 3 | | 5 | | 11 | | 5 | | 6 | 2 |
| Severe Learning Difficulties | | | | | | | | | 1 | | | |
| Profound & Multiple Learning Difficulties | | | | | | | | | | | 2 | |
| Speech, Language & Communications Difficulties | | | 9 | | 13 | | 42 | | 20 | | 13 | 6 |
| Dyslexia | | | | | | | 2 | | 11 | | 27 | 14 |
| Dyscalculalia, Dyspraxia | | | | | | | 1 | | | | 4 | |
| ADHD | | | | | | | 1 | | 3 | | 3 | 1 |
| Visual | | | | | | | 1 | | 1 | | | 1 |

Information from the Schools PLASC database (census date 12/01/2016) shows that in the Mid Valleys West, of all the 3 – 15 year olds in school (3,616), 675, or 18.67% have an additional need. The table (Fig 16) shows the number and age of the child by home residence and by primary need as defined on the PLASC.

This area has 4 schools with specialist units and so may need childcare with specialist staffing.

Fig 16. Number and age of the child by home residence (Mid Valleys West) and by primary need as defined on the PLASC.

4.7 Upper Rhymney Valley (incorporating Bargoed) Profile

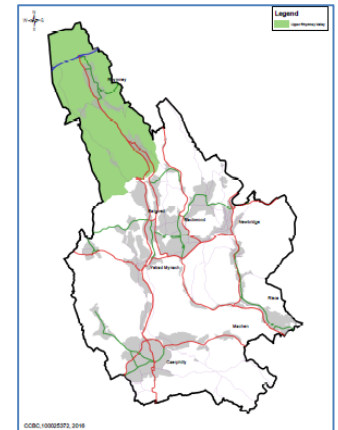


(Incorporating the wards of: Twyn Carno, Moriah, Pontlottyn, New Tredegar, Darren Valley, Aberbargoed, Bargoed and Gilfach)

The Upper Rhymney Valley lies at the north end of the county borough. In 2011 the Census indicated that the Upper Rhymney Valley had a population of 28,318. Whilst this is only a negligible increase of 207 people since the 2001 Census, it nevertheless suggests that the long-term trend of population loss from the area has been halted.

The area comprises a cluster of relatively small former mining settlements along the line of the River Rhymney and its tributary, the Nant Bargoed Rhymney. The Valley sides are generally very steep but broaden out at the Heads of the Valleys into a plateau.

It is mainly rural in nature with valleys separating the communities, its principle town being Bargoed that is nestled at the southern end of the cluster. The A465 Heads of the Valley road runs along its northern tip joining Ebbw Vale and Tredegar to its East and Merthyr Tydfil to its west. A former heavy coal mining area, this cluster area experiences higher levels of unemployment and difficulties with access to urban areas and service provision. All wards in the district are severely



deprived, making this area one of the most deprived not only in the United Kingdom but in Europe.

Regeneration in the New Tredegar area has led to the development of a community school, environmental improvements, new road infrastructure, and incubator industrial units. There are three large industrial estates located in the area (Heads of the Valleys, Capital Valley, and Maerdy) and other smaller estates and 2 business parks providing valuable local employment. The Rhymney Valley railway line connects Rhymney, Pontlottyn, New Tredegar, Bargoed and Gilfach, to Ystrad Mynach, Caerphilly and Cardiff.

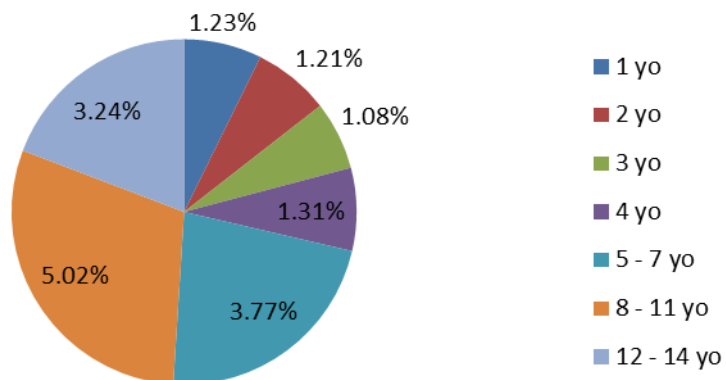
Nearly a third of all households do not have access to a car (32.3%), a far higher figure than the rest of the county borough, which again will limit access to employment opportunities where there is no direct access to the areas of employment. There are three large industrial estates located in the area, namely the Heads of the Valleys, Capital Valley and Maerdy - located in the vicinity of the settlements of Rhymney and Pontlottyn (a total of 45.4 Ha of land). In addition, there are two industrial estates south of Aberbargoed at Angel Lane and Bowen (18 Ha of land), and a new development of small workshops in New Tredegar. These industrial sites play an important role in terms of making provision for local employment within the Upper Rhymney Valley.

A new Health and Social Care Resource Centre has recently opened at The Lawn in Rhymney (November 2013), which complements the facilities at Ysbyty Ystrad Fawr (in Ystrad Mynach) and serves the health needs of residents in the north of the county borough critical to the ongoing commitment to ensure the well being of the more deprived communities in the area.

According to the Joint Housing Land Availability Study 2015, there are approximately 200 new family homes going to be built over the next 5 years with an additional 1,100 proposed with no date set, (400 in Aberbargoed and 147 in the Darren Valley areas). With this many new family homes proposed there is likely to be an increased demand for childcare places in the future, in particular for Flying Start places and the potential new free childcare offer for 3 and 4 year olds.

In this area 17.8% of residents are in the 0 – 15 age range, slightly below the county average. However, there is higher than the county average for 1 year olds at 1.23% of the population, the highest percentage of 4 year olds at 1.31% and a relatively high percentage of 8 – 11 year olds compared to other cluster areas.

% of Population by Age Groupings - Upper Rhymney Valley



The Chart (Fig 17) shows the proportion of children in the different age categories as required for the CSA analysis. Data is sourced from the ONS Live Birth data by Ward 2014. Numbers of Children can be seen in the table below (Fig 18).

| 1 year olds | 2 year olds | 3 year olds | 4 year olds | 5-7 year olds | 8–11 year olds | 12-14 year olds | 15- 18 year olds |
|-------------|-------------|-------------|-------------|---------------|----------------|-----------------|------------------|
| 347 | 342 | 305 | 368 | 1063 | 1415 | 913 | 1309 |

Fig 18 – Numbers of Children - Figures from live birth data 2014 and ward population estimates 2014 ONS

This cluster area has the highest percentage of residents who identify themselves as Welsh at 84.9%, compared to 80.5% in the county borough and to 65.9% in Wales. Only 1.3% of residents are from non-white ethnic backgrounds, the lowest in the county borough.

The employment rate for both the male and female population is the lowest in the county borough at 64.4% and 54.5% respectively. Both of these figures are far lower than the county averages of 70% (male) and 59.9% (female). Likewise, those working Full time, part time and self-employed for both males and females, all show percentages far lower than the county averages.

As you anticipate from the previous figures, the rates for unemployment in this area are the highest for the county borough, with 8.9% of males unemployed and 5% of females. This area also has the highest levels of males and females unemployed because of long term sick and/or disabled as well as because they are looking after the home or family. There is also a greater tradition of residents using family members for their childcare needs. There is also the highest levels of residents who say that their activities are limited due to health issues. In addition the Upper Rhymney Valley has the highest percentage of residents with no qualifications at 39.8% compared to 31.4% across the county borough and 26% across Wales.

This area has a far higher level of its population claiming benefits at 25.59% (compared to 18.5% across the borough) with the highest levels in Twyn Carno (31.4%) and Moriah (27.9%). The New Tredegar ward has the highest levels of those claiming Job Seekers Allowance across the whole borough at 5.7%. The total rate of those claiming Job Seekers Allowance was 3.96% (compared to 2.6% in Caerphilly). Claims for Employment Support Allowance and Incapacity Benefit are also much higher than the county average at 14.66% compared to 10.1% borough wide.

There are twelve English medium primary schools in the area and three Welsh medium primary schools. There are also three comprehensive schools, all English medium, one of which is moving towards being a 3 – 18 campus. Coleg y Cymoedd (translating to College of the Valleys) has a presence in the Upper Rhymney Valley, providing a learning centre for further education in the area.

This area has the lowest percentage of residents aged 3 and over whom state they have some use of Welsh at 9.6%. There are two Welsh medium Primary schools in the area and two Cylch Meithrin. There is also one Welsh medium after school club, but they struggle with sustainability. There are no Ti a Fi groups in the area.

This area has the lowest percentage of married or cohabiting parents with dependent children in the county borough (18.6%) and the highest rates of lone parents (10.2%). Of the 6,094 families, 68.75% are in employment, however, there are 5.73% of families

with both (or one in single parent households) unemployed, the highest in the county borough. Of the 1,221 households headed up by a lone parent with dependent children, 27.6% are in part time employment, 21.4% are in full time employment and 51% are unemployed, the highest in the county borough.

Children with Disabilities

| | | 3 yo | | 4 yo | | 5-7 yo | | 8-11 yo | | 12 - 14 yo | | 15+ |
|--|--|-------|--------------|-------|--------------|--------|--------------|---------|--------------|------------|--------------|-----|
| | | count | w/spec needs | count | w/spec needs | count | w/spec needs | count | w/spec needs | count | w/spec needs | |
| Upper Rhymney Valley | | 305 | 26 | 368 | 53 | 1063 | 241 | 1415 | 279 | 913 | 304 | 93 |
| | | | 8.52% | | 14.40% | | 22.67% | | 19.72% | | 33.30% | |
| Autism | | | | | 2 | | 12 | | 12 | | 14 | 7 |
| Behavioural, Emotional & Social Difficulties | | | 3 | | 5 | | 25 | | 33 | | 17 | 11 |
| General Learning Difficulties | | | 3 | | 11 | | 60 | | 132 | | 131 | 13 |
| Hearing Impairment | | | | | 2 | | 13 | | 12 | | 9 | 3 |
| Moderate Learning Difficulties | | | | | 6 | | 32 | | 35 | | 50 | 31 |
| Physical & Mental Difficulties | | | 2 | | 3 | | 13 | | 9 | | 9 | 2 |
| Severe Learning Difficulties | | | | | | | 1 | | 1 | | 2 | |
| Profound & Multiple Learning Difficulties | | | | | | | | | | | 1 | |
| Speech, Language & Communications Difficulties | | | 13 | | 23 | | 80 | | 38 | | 24 | 7 |
| Dyslexia | | | | | | | | | 2 | | 38 | 17 |
| Dyscalculia, Dyspraxia | | | | | | | | | 1 | | 4 | 1 |
| ADHD | | | | | | | 1 | | 1 | | 1 | 1 |
| Visual Impairment | | | 1 | | | | 1 | | 2 | | 1 | |

Information from the Schools PLASC database (census date 12/01/2016) shows that in the Upper Rhymney Valley area, of all the 3 – 15 year olds in school (4,064), 903, or 22.22% have an additional need. The table (Fig 19) shows the number and age of the child by home residence and by primary need as defined on the PLASC.

This area has 1 school with specialist units and so may need childcare with specialist staffing

Fig 19 - Number and age of the child by home residence (Upper Rhymney Valley) and by primary need as defined on the PLASC.

4.8 Comparative Demographic Overview of the 5 Cluster Areas

4.8.1 Population

Caerphilly county borough has a population of 178,806, 49% of which are male and 51% female.

Caerphilly Basin has a population of 55,667, 48.9% of which are male and 51.1% female.

Lower Sirhowy Valley has a population of 24,258, 49.04% of which are male and 50.1% female.

Mid Valleys East area has a population of 45,266, 49.2% of which are male and 50.8% female.

Mid Valleys West area has a population of 25,297, 48.8% of which are male and 51.1% female.

Upper Rhymney Valley has a population of 28,318, 49.2% of which are male and 50.8% female.

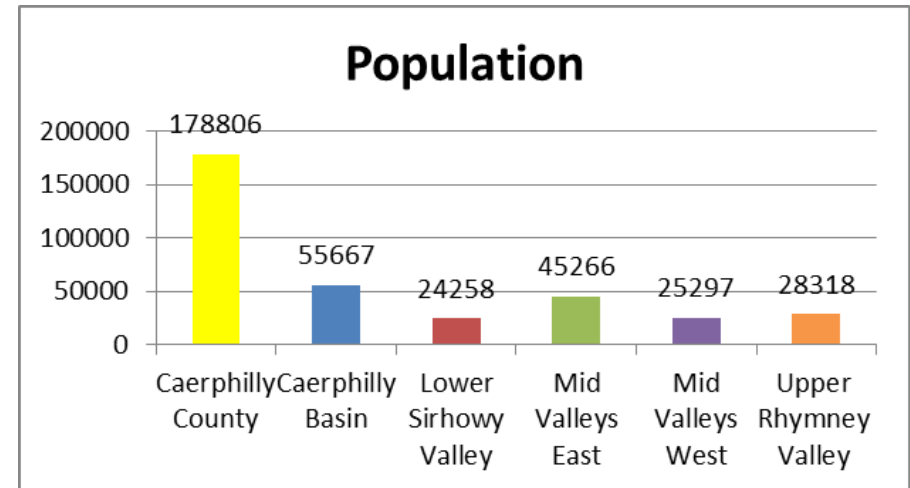


Fig 20 – Population number by geographic area

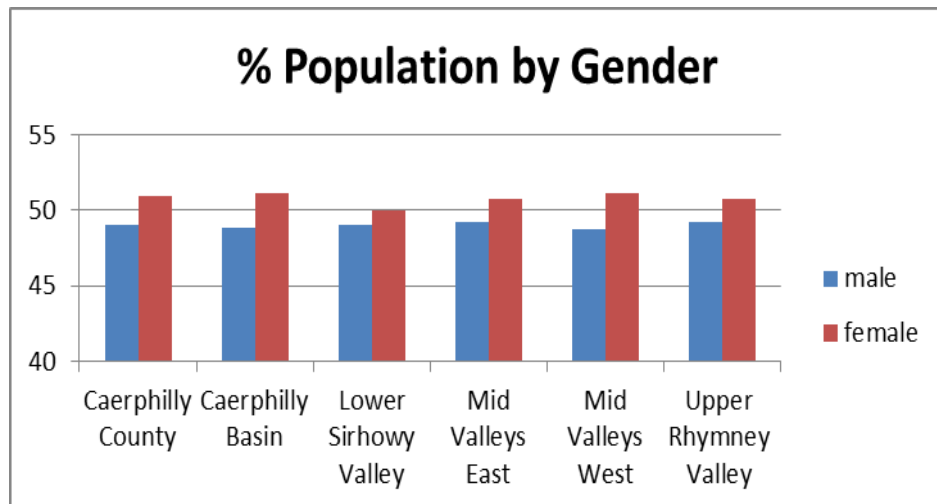


Fig 21 - Population by gender

4.8.2 Age range

Caerphilly County Borough - 18.3% of the county borough are aged 0-15 years, 65.2% are aged 16-64 years and 16.5% are aged 65 years or over.

Caerphilly Basin - 19.3% of residents are aged 0-15 years, 65.2% are aged 16-64 years and 15.5% are aged 65 years or over. These figures are comparable with the Caerphilly county borough as a whole, although those in the 1 – 15 age range are slightly higher.

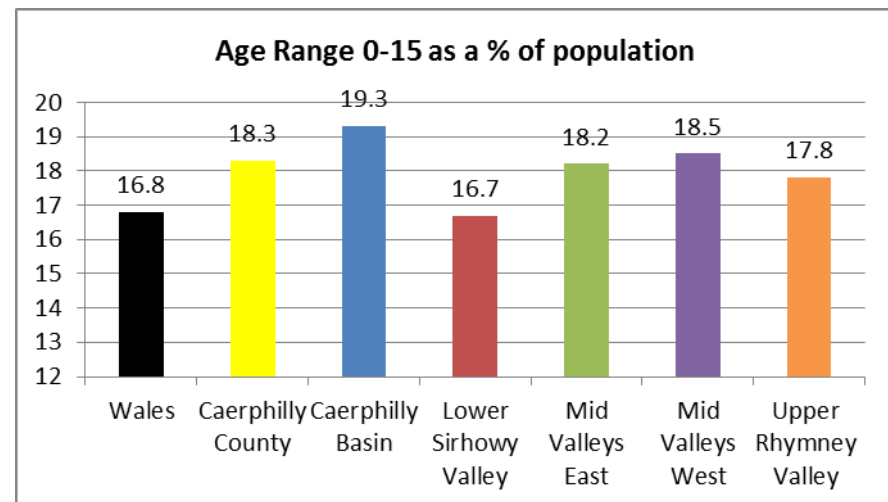
Lower Sirhowy Valley - 16.7% of residents are aged 0-15 years, 66.1% are aged 16-64 years and 17.2% are aged 65 years or over. Compared to Caerphilly as a whole, there are less children in the lower age range and a higher percentage in the older age range

Mid Valleys East - 18.2% of residents are aged 0-15 years, 64.4% are aged 16-64 years and 17.4% are aged 65 years or over. The percentage of people aged 65 years and over is higher than the Caerphilly county borough average of 16.5%.

Mid Valleys West - 18.5% of residents are aged 0-15 years, 65.4% are aged 16-64 years and 16.1% are aged 65 years or over – all of these figures are similar to the county borough averages.

Upper Rhymney Valley - 17.8% of residents are aged 0-15 years, 65.3% are aged 16-64 years and 16.9% are aged 65 years or over. These figures are comparable with the Caerphilly county borough as a whole.

Fig 22. Age Range of 0 – 15 year olds as a percentage of population



4.8.3 Numbers of Children by Age

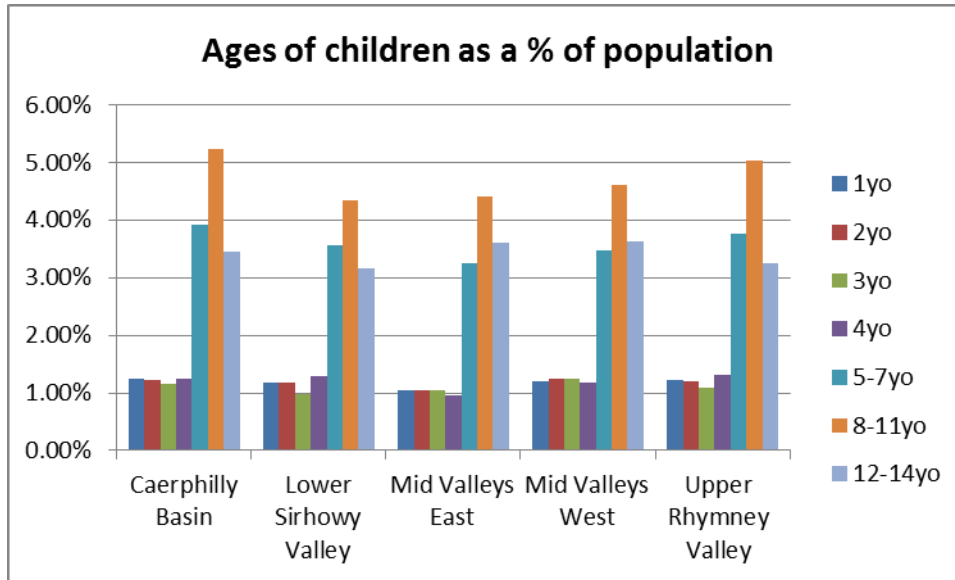


Fig 23

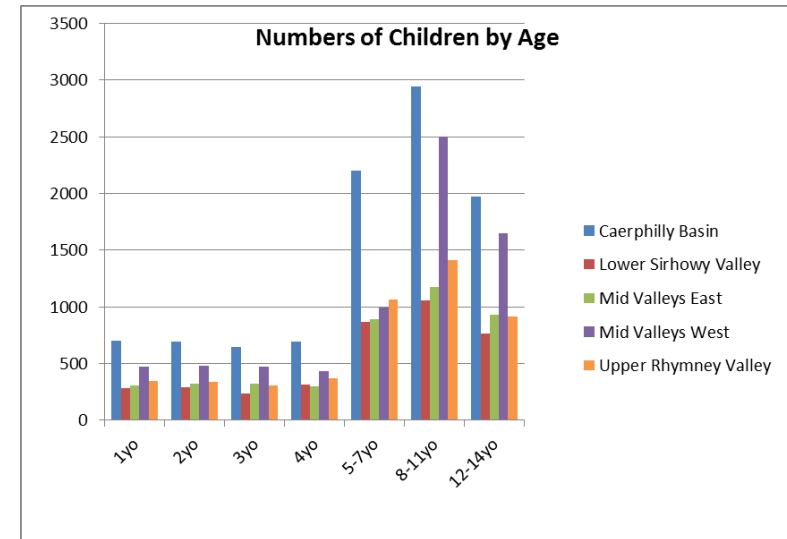


Fig 24

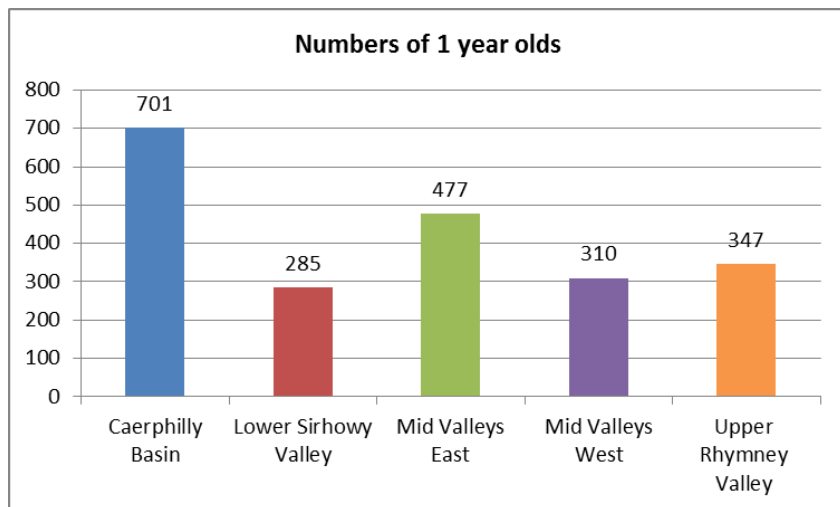


Fig 25

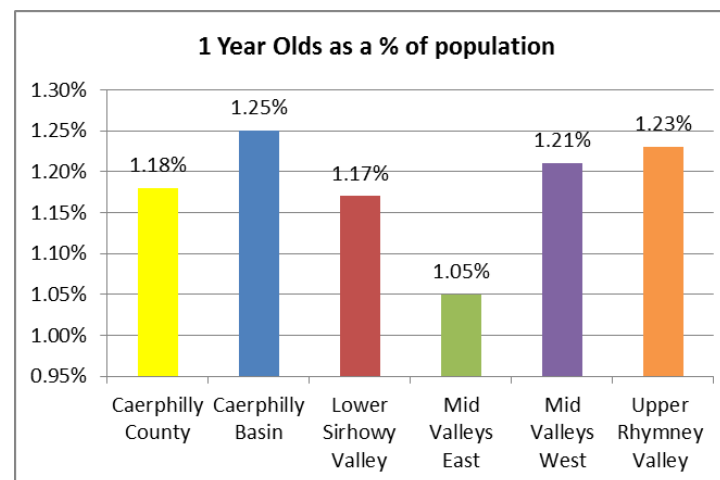


Fig 26

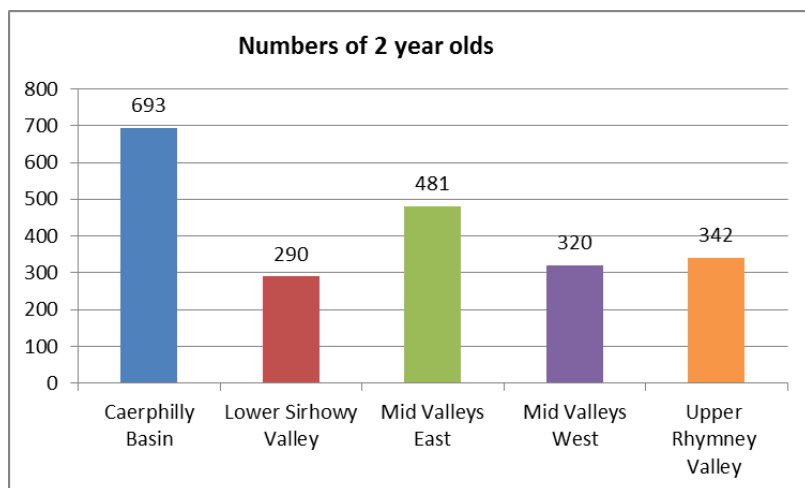


Fig 27

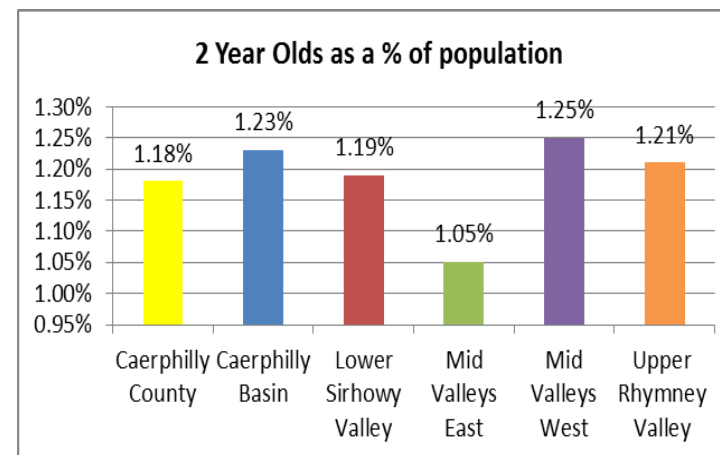


Fig 28

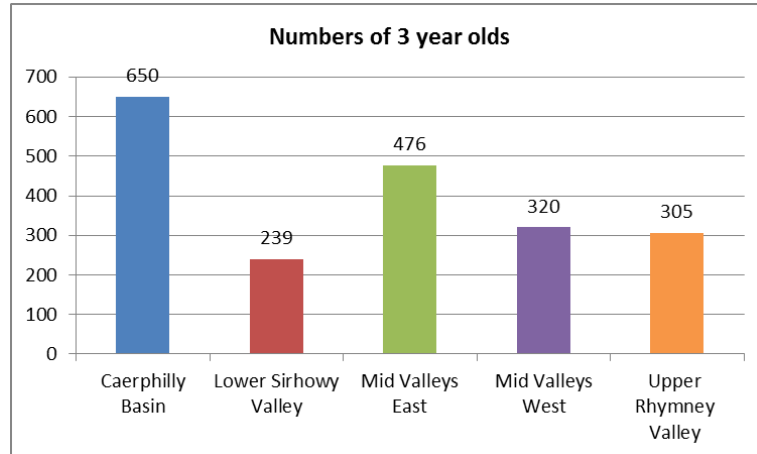


Fig 29

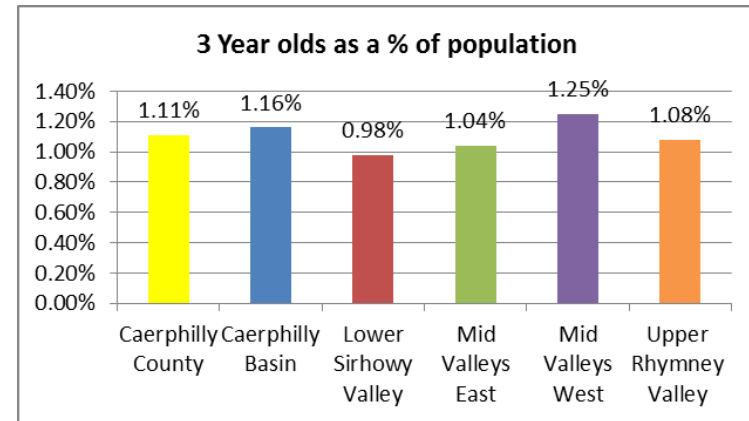


Fig 30

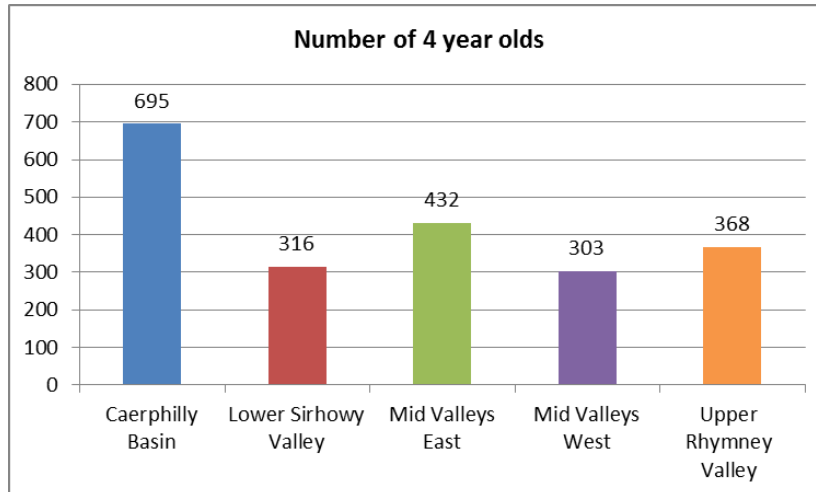


Fig 31

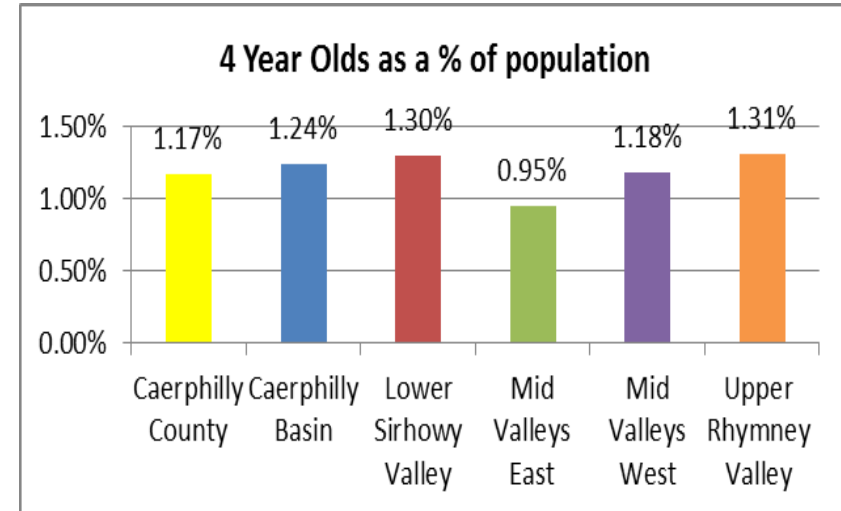


Fig 32

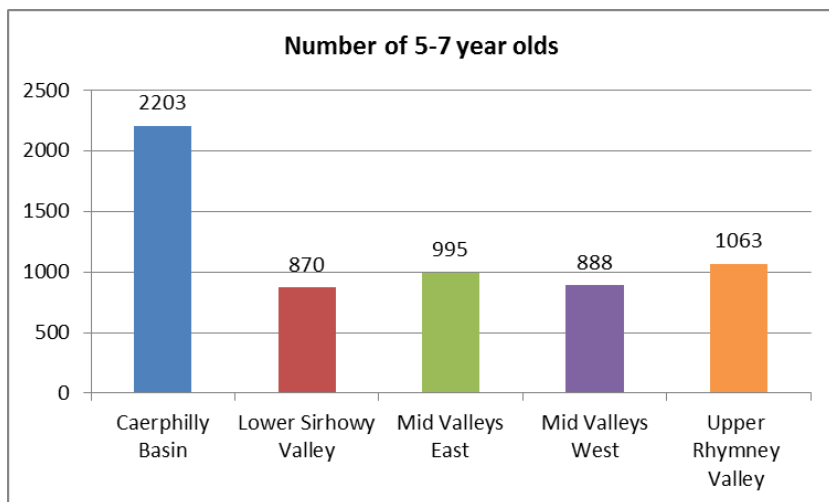


Fig 33

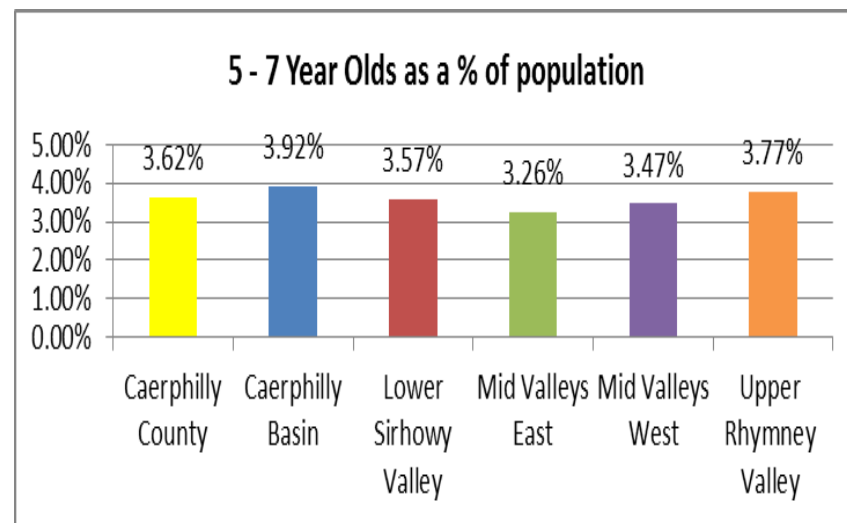


Fig 34

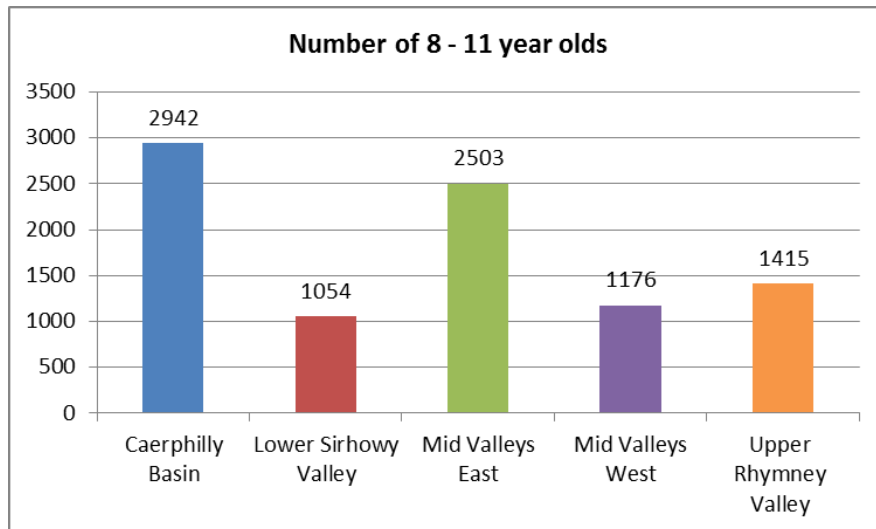


Fig 35

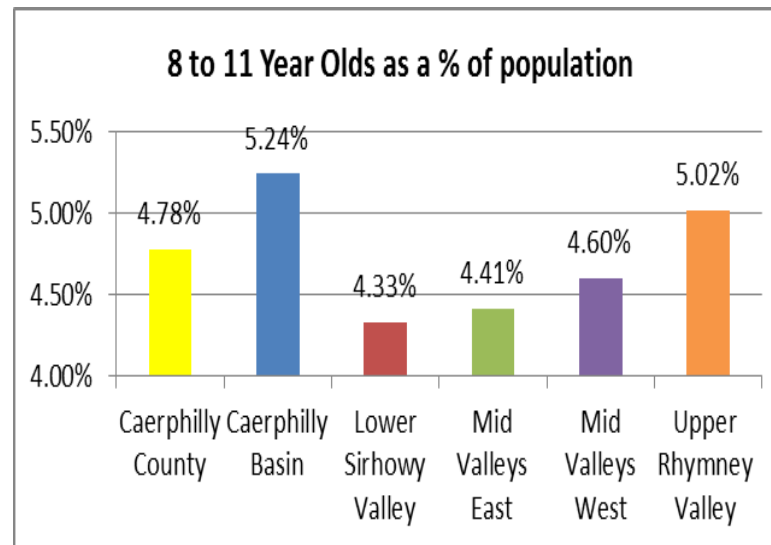


Fig 36

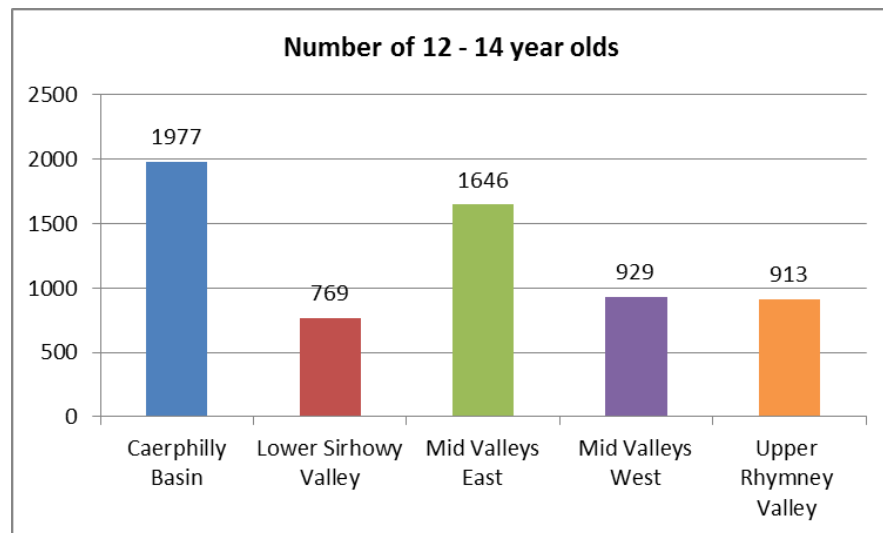


Fig 37

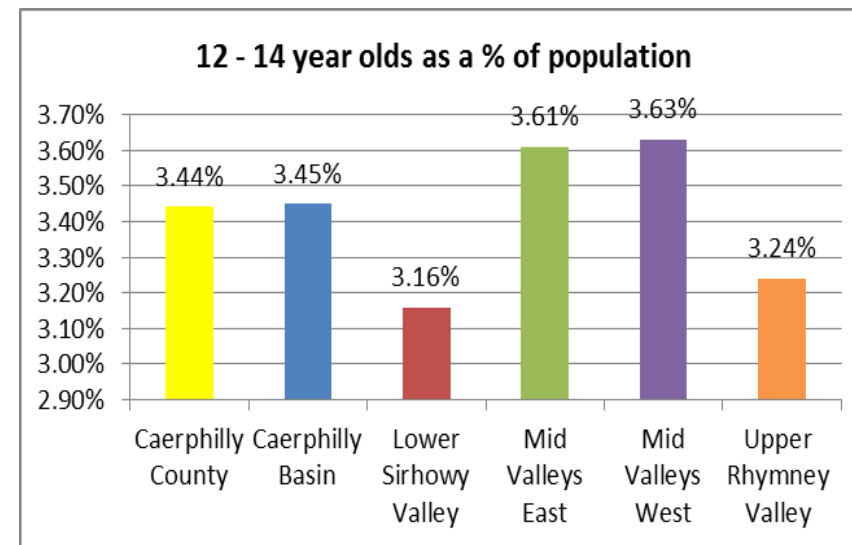


Fig 38

4.8.4 National Identity (fig 39)

Caerphilly County Borough- 80.5% of the county borough's residents gave their national identity as Welsh compared with 65.9% within Wales as a whole.

Caerphilly Basin - 78.4% of residents gave their national identity as Welsh

Lower Sirhowy Valley - 78.3% of residents gave their national identity as Welsh

Mid Valleys East - 81.1% of residents gave their national identity as Welsh.

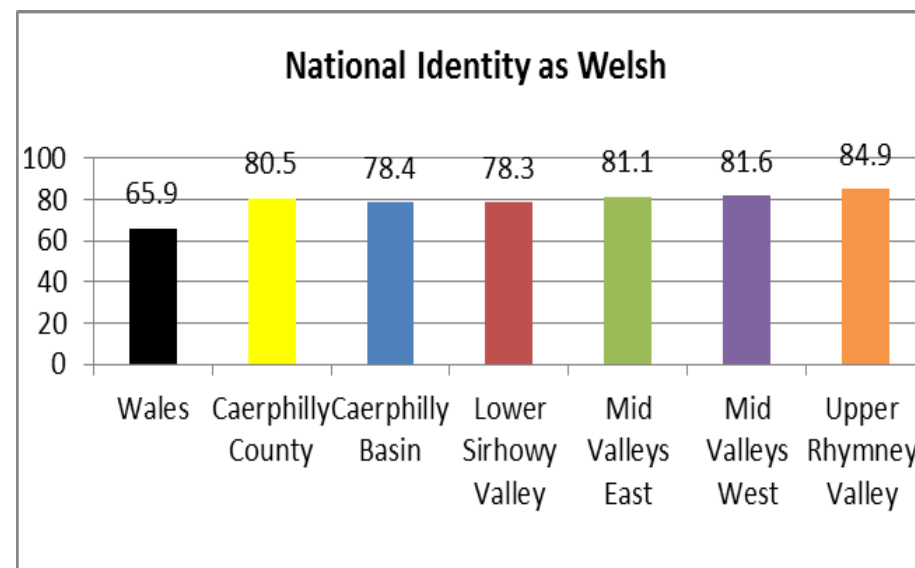


Fig 39

Mid Valleys West - 81.6% of residents gave their national identity as Welsh

Upper Rhymney Valley - 84.9% of residents gave their national identity as Welsh

4.8.5 Ethnicity

Caerphilly County Borough - 98.4% of county borough residents are white, compared with 95.6% within Wales as a whole. The largest ethnic minority groups are mixed/multiple ethnic groups (0.6% in the county borough and 1% in Wales) and Asian or Asian British (0.5% in the county borough and 1.8% in Wales).

Caerphilly Basin - 97.9% of residents are white, compared with 98.4% within the Caerphilly county borough as a whole. The largest ethnic minority groups are mixed/multiple ethnic groups (0.8%) and Asian or Asian British (0.7%).

Lower Sirhowy Valley - 98.5% of residents are white, compared with 98.4% within the Caerphilly county borough as a whole. The largest ethnic minority groups are mixed/multiple ethnic groups (0.8%) and Asian or Asian British (0.7%).

Mid Valleys East - 98.5% of residents are white, compared with 98.4% within the Caerphilly county borough as a whole. The largest ethnic minority groups are mixed/multiple ethnic groups (0.6%) and Asian or Asian British (0.4%).

Mid Valleys West - 98.4% of residents are white, identical to the figure for the county borough as a whole. The largest ethnic minority groups are mixed/multiple ethnic groups (0.7%) and Asian or Asian British (0.5%).

Upper Rhymney Valley - 98.7% of residents are white, compared with 98.4% within the Caerphilly county borough as a whole. The largest ethnic minority groups are mixed/multiple ethnic groups (0.4%) and Asian or Asian British (0.4%).

4.8.6 No Access to car

Caerphilly County Borough- 24.4% of households within the county borough have no access to a car or van, compared with a Wales figure of 22.9%

Caerphilly Basin - 24% of households have no access to a car or van, compared with a Caerphilly county borough figure of 24.4%.

Lower Sirhowy Valley - 23.8% of households have no access to a car or van, compared with a Caerphilly county borough figure of 24.4%.

Mid Valleys East - 22.1% of households have no access to a car or van, compared with a Caerphilly county borough figure of 24.4%

Mid Valleys West - 20.4% of households have no access to a car or van, compared with a county borough figure of 24.4%.

Upper Rhymney Valley - 32.3% of households have no access to a car or van, compared with a Caerphilly county borough figure of 24.4%.

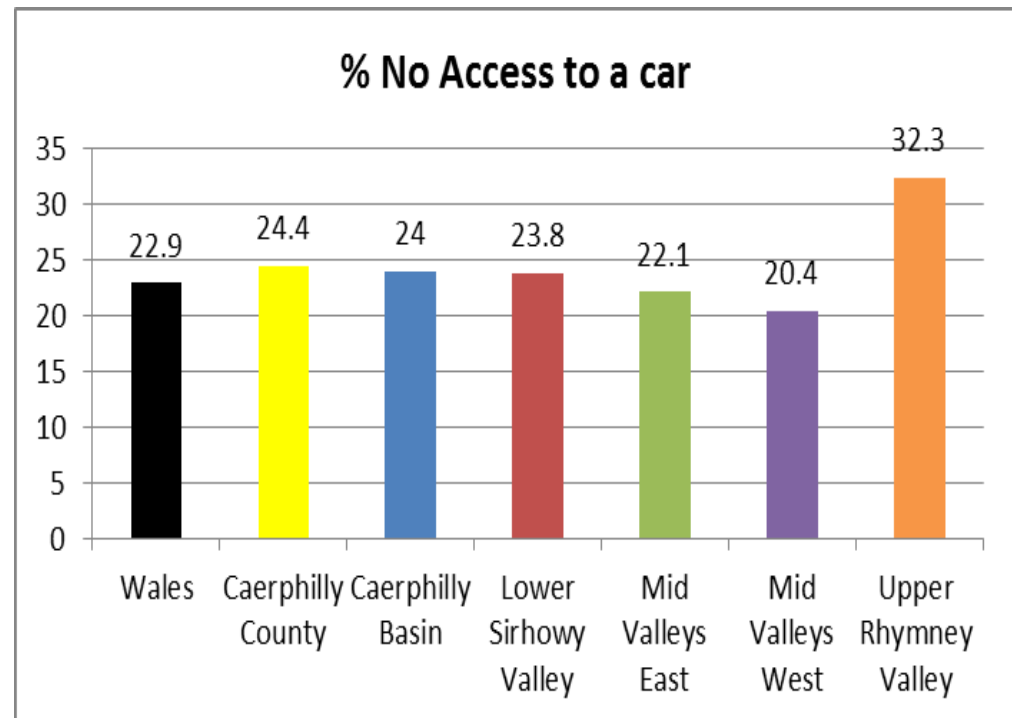


Fig 40

4.8.7 Employment Rate – (male)

Caerphilly County Borough - the employment rate for Caerphilly county borough's male population as a whole is 70%, with 46.9% working Full Time, 5.5% working part time and 9.2% self employed

Caerphilly Basin - the employment rate for Caerphilly Basin's male population is 71.7%, (higher than the Caerphilly County rate of 70%) with 47.4% working Full Time, 6% working part time and 10% self employed.

Lower Sirhowy Valley - the employment rate for the Lower Sirhowy Valley male population is 71.9%, (higher than the Caerphilly County rate of 70%) with 50% working Full Time, 5.6% working part time and 8.3% self employed.

Mid Valleys East - the employment rate for the Mid Valleys East male population is 70.3%, (similar to the Caerphilly County rate of 70%) with 48.1% working Full Time, 5.3% working part time and 9.1% self employed.

Mid Valleys West - the employment rate for the Mid Valleys West male population is 70%, (similar to the Caerphilly County rate of 70%) with 46.9% working Full Time, 5.4% working part time and 10.2% self employed.

Upper Rhymney Valley - the employment rate for the Upper Rhymney Valley male population is 64.4%, (far lower than the Caerphilly County rate of 70%) with 41.3% working Full Time, 5% working part time and 7.8% self employed.

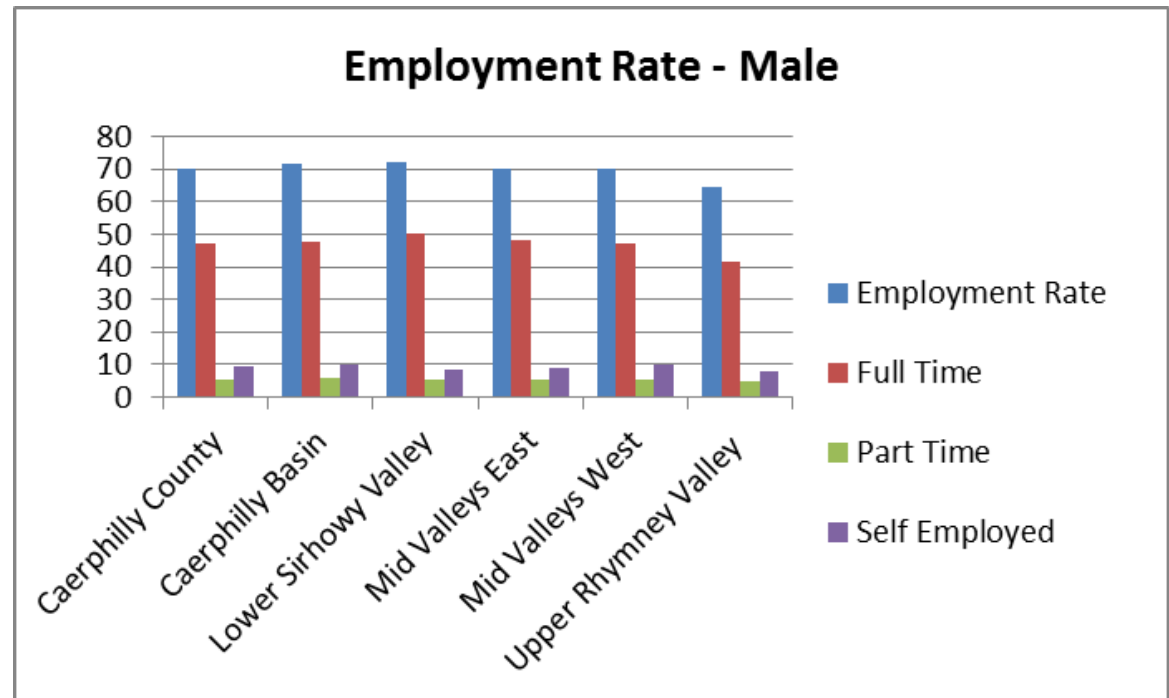


Fig 41

4.8.8 Unemployment Rate (male)

Caerphilly County Borough - 6.6% of male residents aged 16-74 years in the county borough are unemployed, compared with a figure of 5.5% for Wales as a whole. 8.6% of male residents in the county borough are long term sick or disabled, compared with a figure of 6.5% for Wales as a whole. 1.2% of males are looking after home or family.

Caerphilly Basin – 6.4% of male residents aged 16-74 years are unemployed, compared with a figure of 6.6% for the Caerphilly county borough as a whole. 7.6% of male residents are long term sick or disabled, compared with a figure of 8.6% for the Caerphilly county borough as a whole. 1.2% are looking after home or family.

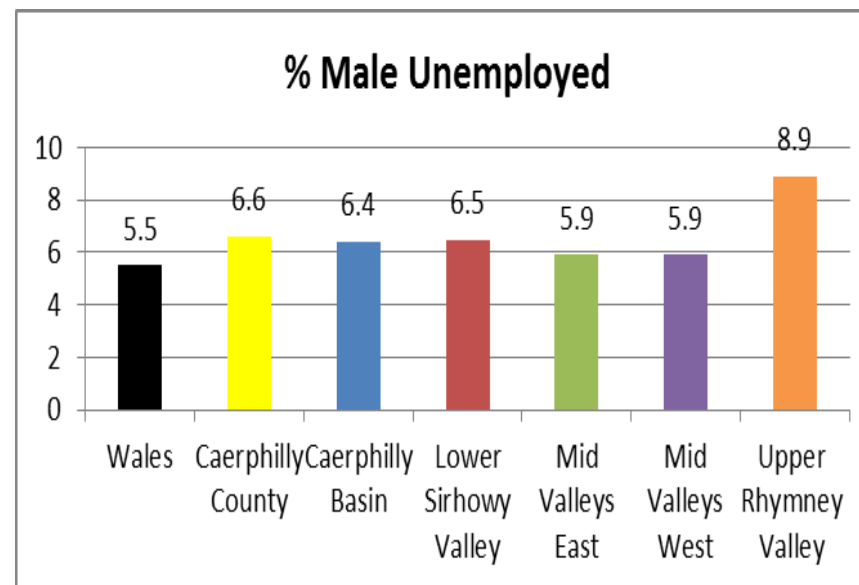


Fig 42

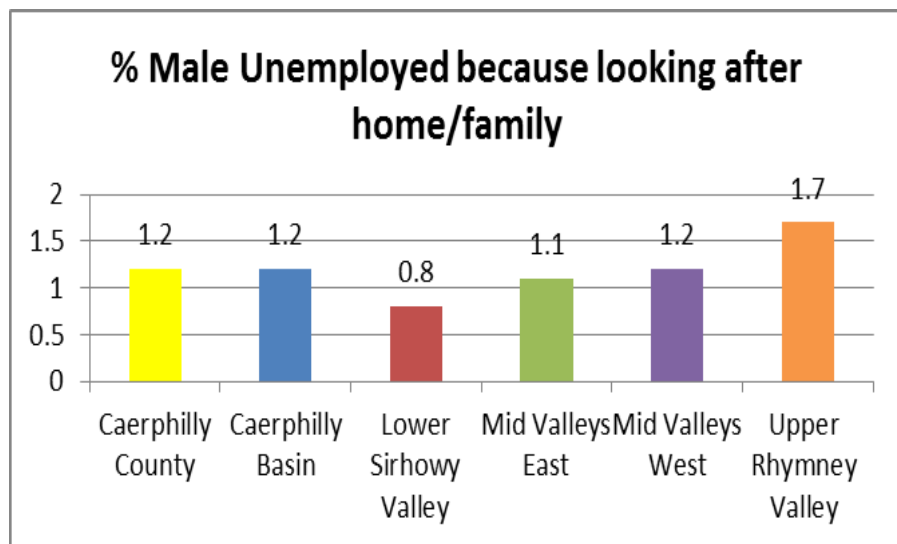


Fig 43

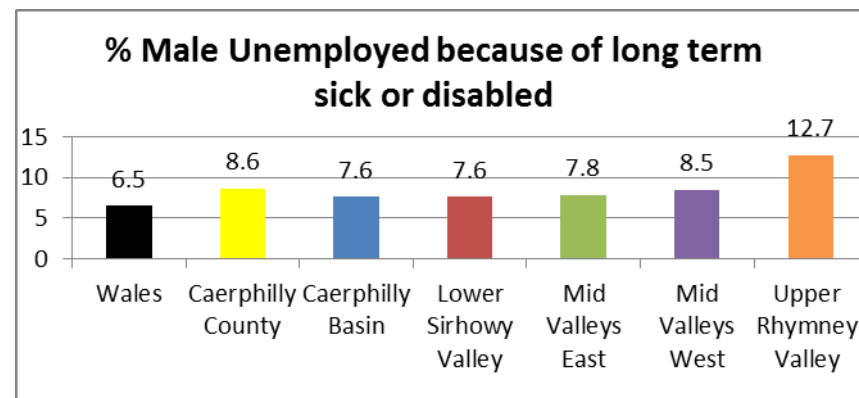
Lower Sirhowy Valley - 6.5% of male residents aged 16-74 years are unemployed, compared with a figure of 6.6% for the Caerphilly county borough as a whole. 7.6% of male residents are long term sick or disabled, compared with a figure of 8.6% for the Caerphilly county borough as a whole. 0.8% are looking after home or family.

Mid Valleys East - 5.9% of male residents aged 16-74 years are unemployed, compared with a figure of 6.6% for the Caerphilly county borough as a whole. 7.8% of male residents are long term

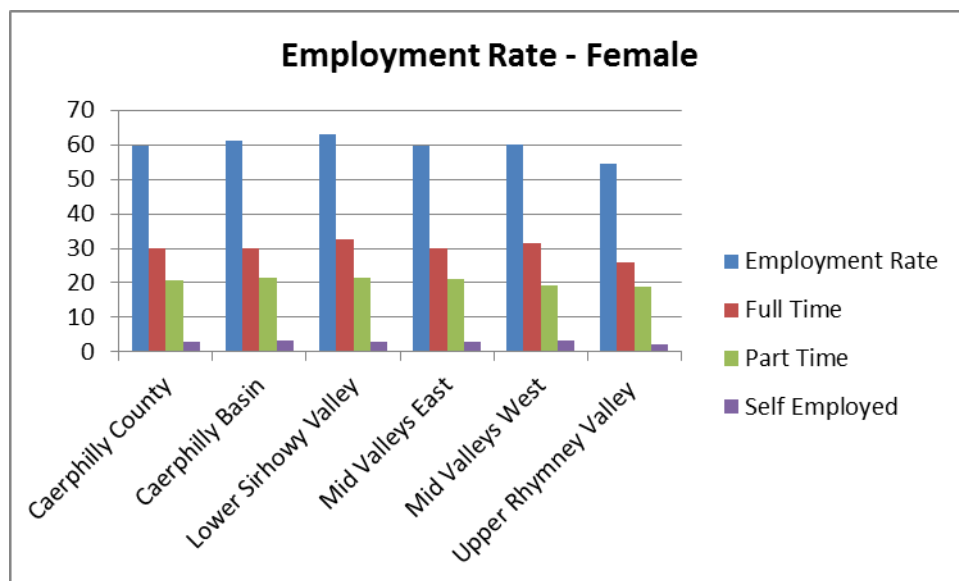
sick or disabled, compared with a figure of 8.6% for the Caerphilly county borough as a whole. 1.1% are looking after home or family.

Mid Valleys West - 5.9% of male residents aged 16-74 years in are unemployed, compared with a figure of 6.6% for the county borough as a whole. 8.5% of male residents are long term sick or disabled, the same as the figure for the county borough as a whole. 1.2% are looking after home or family.

Upper Rhymney Valley - 8.9% of male residents aged 16-74 years are unemployed, compared with a figure of 6.6% for the Caerphilly county borough as a whole. 12.7% of male residents are long term sick or disabled, compared with a figure of 8.6% for the Caerphilly county borough as a whole. 1.7% of males are looking after home or family.



4.8.9. Employment rate – (female)



Caerphilly County - the employment rate for Caerphilly county borough's female population as a whole is 59.9% with 30% working full time, 20.7% working part time and 2.9% are self employed.

Caerphilly Basin - the employment rate for Caerphilly Basin's female population as a whole is 61.1% (again, higher than the Caerphilly County rate of 59.9%) with 30.2% working full time, 21.6% working part time and 3.1% are self employed.

Lower Sirhowy Valley - the employment rate for Lower Sirhowy Valleys female population as a whole is 63.2% (again, higher than the Caerphilly County rate of 59.9%) with 32.6% working full time, 21.3% working part time and 3% are self employed.

Mid Valleys East - the employment rate for Mid Valleys East female population as a whole is 59.8% (again, similar to the Caerphilly County rate of 59.9%) with 29.9% working full time, 21% working part time and 2.8% are self employed.

Mis Valleys West - the employment rate for Mid Valleys West female population as a whole is 60% (again, similar to the Caerphilly County rate of 59.9%) with 31.6% working full time, 19.3% working part time and 3.3% are self employed.

Upper Rhymney Rate- the employment rate for Upper Rhymney Valley's female population as a whole is 54.5% (again, lower than the Caerphilly County rate of 59.9%) with 25.9% working full time, 18.9% working part time and 2.3% are self employed.

4.8.10 Unemployment rate (female)

Caerphilly County Borough - 3.7% of female residents aged 16 – 74 in the county borough are unemployed 7.8% of female residents aged 16-74 years in the county borough are long term sick or disabled, compared with a figure of 6% for Wales as a whole.7.3% are looking after home or family.

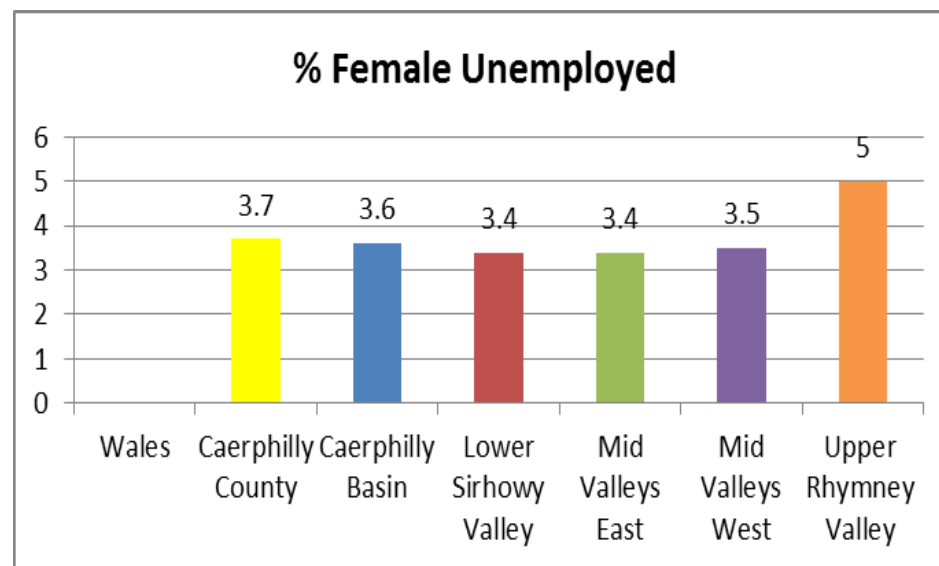
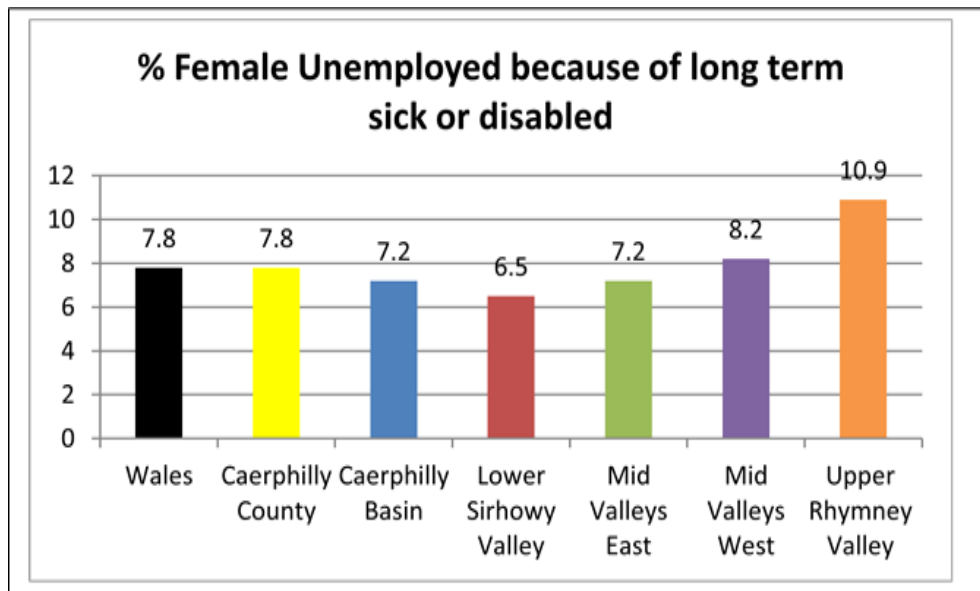


Fig 46



Caerphilly Basin - 3.6% of female residents aged 16-74 years are unemployed, compared with a figure of 3.7% for the Caerphilly county borough as a whole. 7.2% of female residents aged 16-74 years are long term sick or disabled, compared with a figure of 7.8% for the Caerphilly county borough as a whole. 7.5% are looking after home or family.

Lower Sirhowy Valley - 3.4% of female residents aged 16-74 years are unemployed, compared with a figure of 3.7% for the Caerphilly county borough as a whole. 6.5% of female residents aged 16-74 years are long term sick or disabled, compared with a figure of 7.8% for the Caerphilly county borough as a whole. 6.3% are looking after home or family.

Mid Valleys East - 3.4% of female residents aged 16-74 years

are unemployed, compared with a figure of 3.7% for the Caerphilly county borough as a whole. 7.2% of female residents aged 16-74 years are long term sick or disabled, compared with a figure of 7.8% for the Caerphilly county borough as a whole. 7.2% are looking after home or family.

Mid Valleys West - 3.5% of female residents aged 16-74 years are unemployed, compared with a figure of 3.7% for the county borough as a whole. 8.2% of female residents aged 16-74 years are long term sick or disabled, compared with a figure of 7.8% for the county borough as a whole. 7.2% are looking after home or family.

Upper Rhymney Valley - 5% of female residents aged 16-74 years are unemployed, compared with a figure of 3.7% for the Caerphilly county

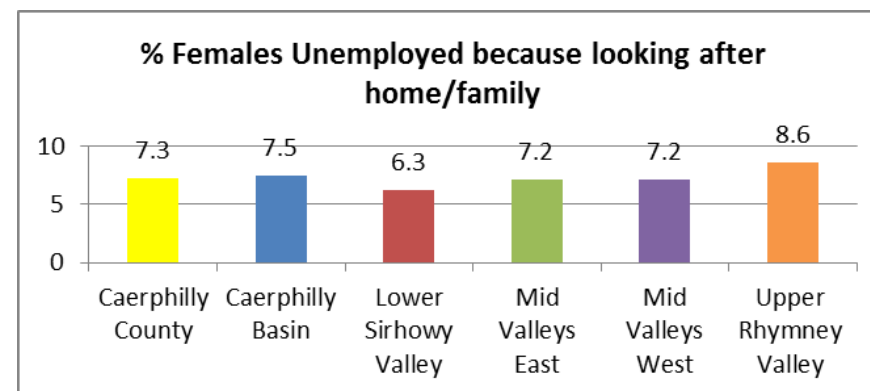


Fig 48

borough as a whole. 10.9% of female residents aged 16-74 years are long term sick or disabled, compared with a figure of 7.8% for the Caerphilly county borough as a whole. 8.6% are looking after home or family.

4.8.11 Limited Day to Day Activities

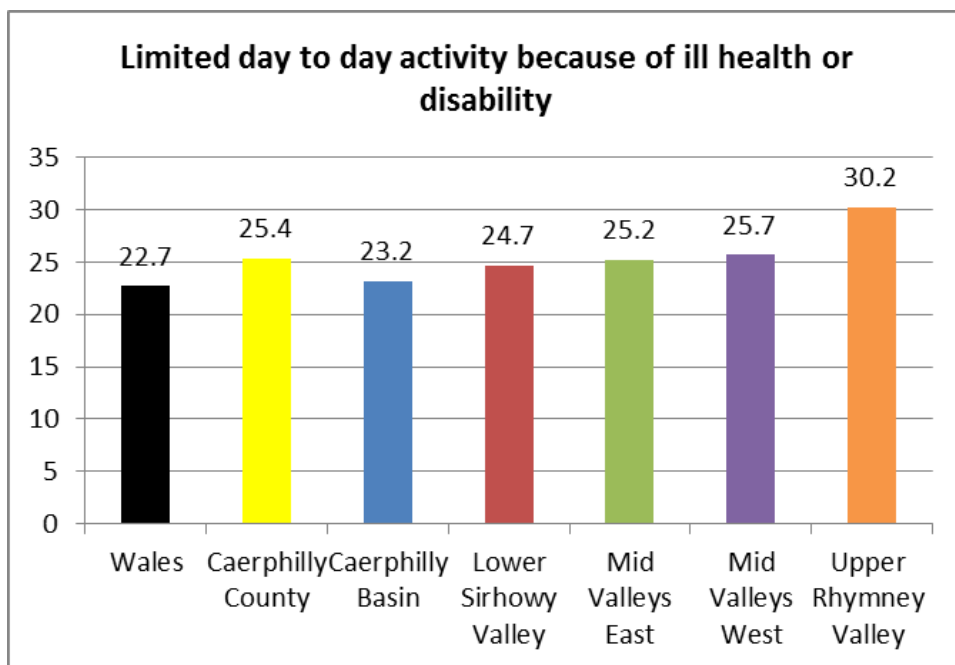


Fig 49

Caerphilly County Borough – 25.4% of county borough residents said that their day to day activities were limited a little or a lot by their health, compared with a figure of 22.7% for Wales as a whole.

Caerphilly Basin– 23.2% of residents said that their day to day activities were limited a little or a lot by their health, compared with a figure of 25.4% for the Caerphilly county borough as a whole.

Lower Sirhowy Valley - 24.7% of residents said that their day to day activities were limited a little or a lot by their health,

Mid Valleys East - 25.2% of residents said that their day to day activities were limited a little or a lot by their health,

Mid Valleys West - 25.7% of residents said that their day to day activities were limited a little or a lot by their health.

Upper Rhymney Valley - 30.2% of residents said that their day to day activities were limited a little or a lot by their health.

4.8.12 Areas of employment

Caerphilly County Borough - the most popular categories for industries of employment for county borough residents are: manufacturing at 16.2% (10.5% in Wales as a whole), wholesale and retail trade: repair of motor vehicles at 15.1% (15.6% in Wales), and human health and social work activities at 12.4% (14.5% in Wales).

Caerphilly Basin - the most popular industries categories of employment for residents are: manufacturing at 12.7% (16.2% in the Caerphilly county borough as a whole); wholesale and retail trade: repair of motor vehicles at 15.3% (15.1% in the Caerphilly county borough) and human health and social work activities at 12.4% (12.4% in the Caerphilly county borough), Education is 9.8% and Public Administration at 9.3%.

Lower Sirhowy Valley - the most popular industries categories of employment for residents are: manufacturing at 17.5% (16.2% in the Caerphilly county borough as a whole); wholesale and retail trade: repair of motor vehicles at 15.7% (15.1% in the Caerphilly county borough) and human health and social work activities at 12.5% (12.4% in the Caerphilly county borough), Education is 8.5% and Public Administration at 9.2%.

Mid Valleys East - the most popular industries categories of employment for residents are: manufacturing at 19.8% (16.2% in the Caerphilly county borough as a whole); wholesale and retail trade: repair of motor vehicles at 14.9% (15.1% in the Caerphilly county borough) and human health and social work activities at 11.7% (12.4% in the Caerphilly county borough).

Mid Valleys West - the most popular industries of employment for residents are: wholesale and retail trade; repair of motor vehicles at 14.9% (15.1% in the county borough; manufacturing at 14.3% (16.2% in the county borough as a whole), and human health and social work activities at 12.4% (12.4% in the county borough).

Upper Rhymney Valley - the most popular industries categories of employment for residents are: manufacturing at 18.3% (16.2% in the Caerphilly county borough as a whole); wholesale and retail trade: repair of motor vehicles at 14.6% (15.1% in the Caerphilly county borough) and human health and social work activities at 13.9% (12.4% in the Caerphilly county borough).

4.8.13 Hours Worked (Male)

Caerphilly County Borough - Males working 15 hours or less is 4.3%, working 16 – 30 hours is 8.6%, working 31 to 48 hours is 72.2% and working more than 49 hours is 14.9%.

Caerphilly Basin - Males working 15 hours or less is 4.5%, working 16 – 30 hours is 9.4%, working 31 to 48 hours is 71.2% and working more than 49 hours is 15%.

Lower Sirhowy Valley - Males working 15 hours or less is 3.7%, working 16 – 30 hours is 8.2%, working 31 to 48 hours is 73.7% and working more than 49 hours is 14.4%.

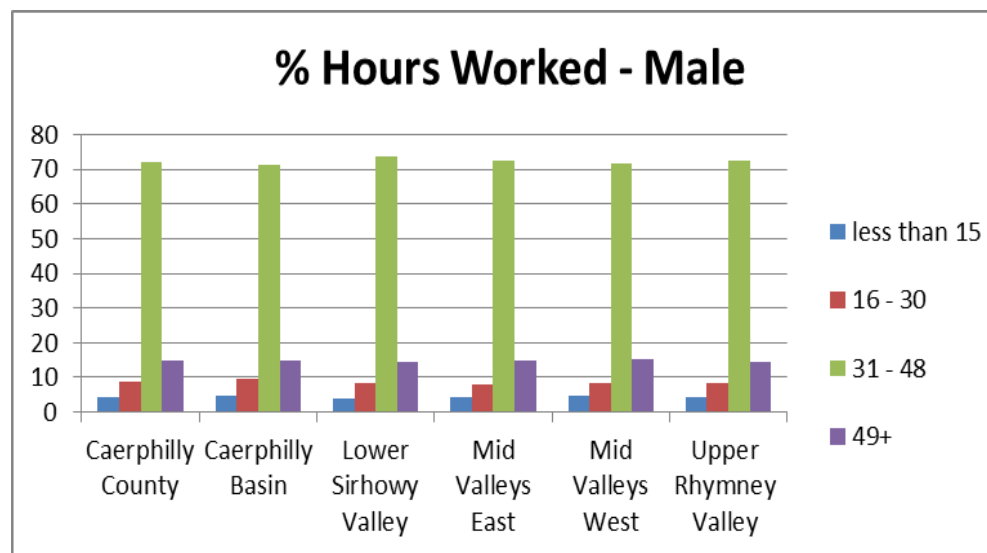


Fig 50

Mid Valleys East - Males working 15 hours or less is 4.4%, working 16 – 30 hours is 8.1%, working 31 to 48 hours is 72.6% and working more than 49 hours is 15%.

Mid Valleys West - Males working 15 hours or less is 4.5%, working 16 – 30 hours is 8.5%, working 31 to 48 hours is 71.6% and working more than 49 hours is 15.3%.

Upper Rhymney Valley - Males working 15 hours or less is 4.2%, working 16 – 30 hours is 8.5%, working 31 to 48 hours is 72.7% and working more than 49 hours is 14.6%.

4.8.14 Hours Worked (Female)

Caerphilly County Borough - Females working 15 hours or less is 11%, working 16 – 30 hours is 31.4%, working 31 to 48 hours is 53.4% and working more than 49 hours is 4.1%.

Caerphilly Basin– Females working 15 hours or less is 11.6%, working 16 – 30 hours is 32.1%, working 31 to 48 hours is 52.1% and working more than 49 hours is 4.3%.

Lower Sirhowy Valley - – Females working 15 hours or less is 11.4%, working 16 – 30 hours is 30.1%, working 31 to 48 hours is 54.9% and working more than 49 hours is 3.6%.

Mid Valleys East - Females working 15 hours or less is 11.2%, working 16 – 30 hours is 31.6%, working 31 to 48 hours is 53.1% and working more than 49 hours is 4.2%.

Mid Valleys West - Females working 15 hours or less is 9.6%, working 16 – 30 hours is 30%, working 31 to 48 hours is 55.6% and working more than 49 hours is 4.8%.

Upper Rhymney Valley - Females working 15 hours or less is 10.6%, working 16 – 30 hours is 32.8%, working 31 to 48 hours is 52.9% and working more than 49 hours is 3.7%.

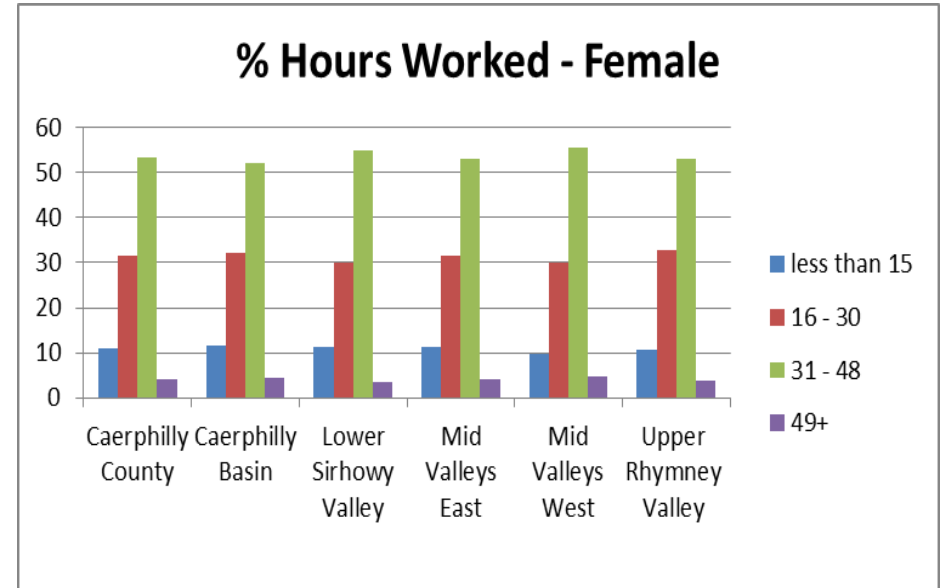


Fig 51

4.8.15 Benefits Claimants

The table shows the percentage of the working population aged 16 to 64 (both male and female) that are claiming any sort of working benefit. (from Nomis data Nov 2015). As can be seen the highest levels of claims are made in the Upper Rhymney Area and the lowest in the Lower Sirhowy Valley. The same pattern can be seen for those claiming Job Seekers allowance.

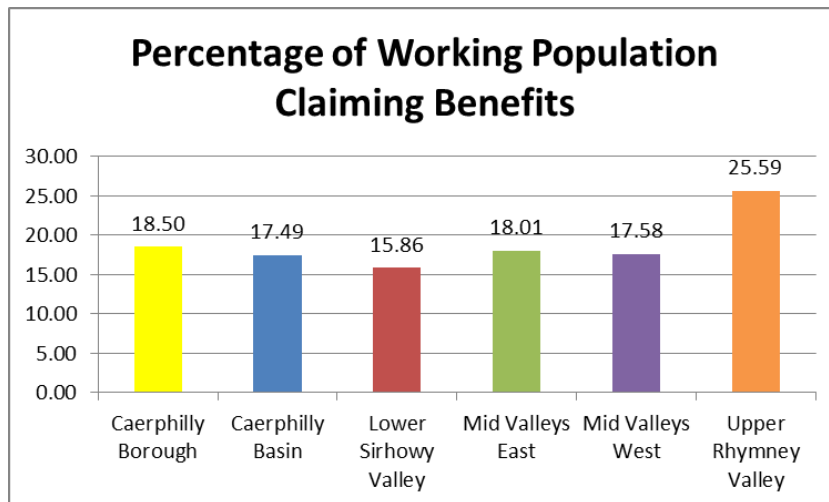


Fig 52

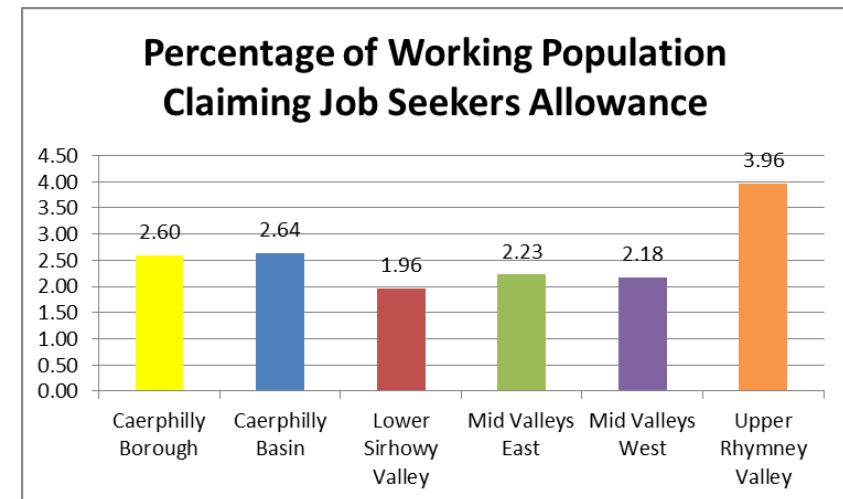


Fig 53

4.8.16 No Qualifications

Caerphilly County Borough - 31.4% of county borough residents have no qualifications compared with a figure of 26% for Wales as a whole.

Caerphilly Basin - 28.1% of residents have no qualifications compared with a figure of 31.4% for the Caerphilly county borough as a whole.

Lower Sirhowy Valley - 29.7% of residents have no qualifications

Mid Valleys East - 32% of residents have no qualifications

Mid Valleys West - 29.5% of residents have no qualifications compared with a figure of 31.4% for the county borough as a whole

Upper Rhymney Valley - 39.8% of residents have no qualifications

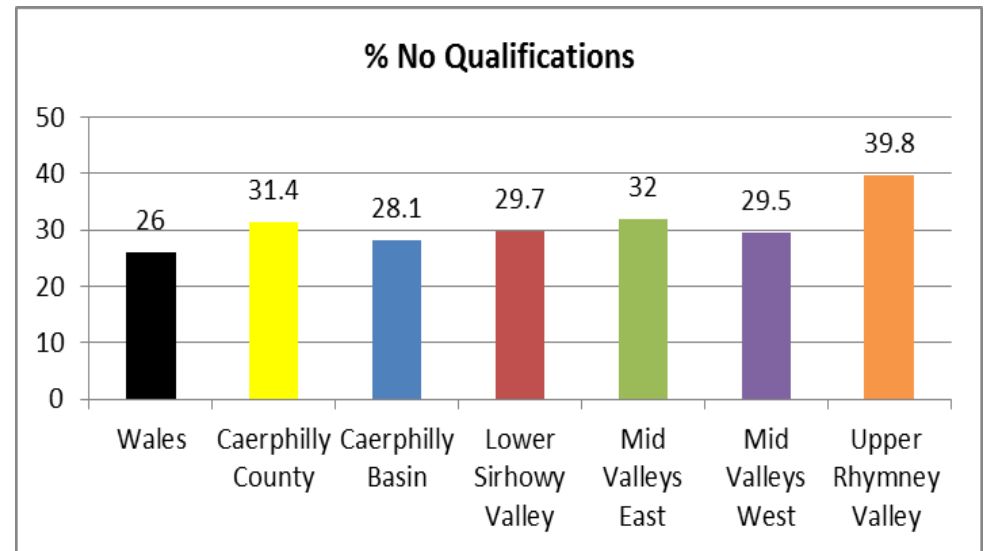


Fig 54

4.8.17 Welsh language

Caerphilly County Borough – 11.2% of county borough residents aged 3 years and over have one or more skills in Welsh (understand, speak, read or write) compared with a figure of 19% for Wales as a whole (Census 2011).

Caerphilly Basin-13.21 % of residents aged 3 years and over have one or more skills in Welsh (understand, speak, read or write) compared with a figure of 11.2% for the Caerphilly county borough as a whole. The Aber Valley area has the highest incidence of Welsh language.

Lower Sirhowy Valley-10.08% of residents aged 3 years and over have one or more skills in Welsh (understand, speak, read or write). The Abercarn area saw the highest increase (of 2.6%) in number of Welsh speakers since the 2001 Census.

Mid Valleys East – 10.36% of residents aged 3 years and over have one or more skills in Welsh (understand, speak, read or write).

Mid Valleys West – 12.04% of residents aged 3 years and over have one or more skills in Welsh (understand, speak, read or write).

Upper Rhymney Valley – 9.6% of residents aged 3 years and over have one or more skills in Welsh (understand, speak, read or write).

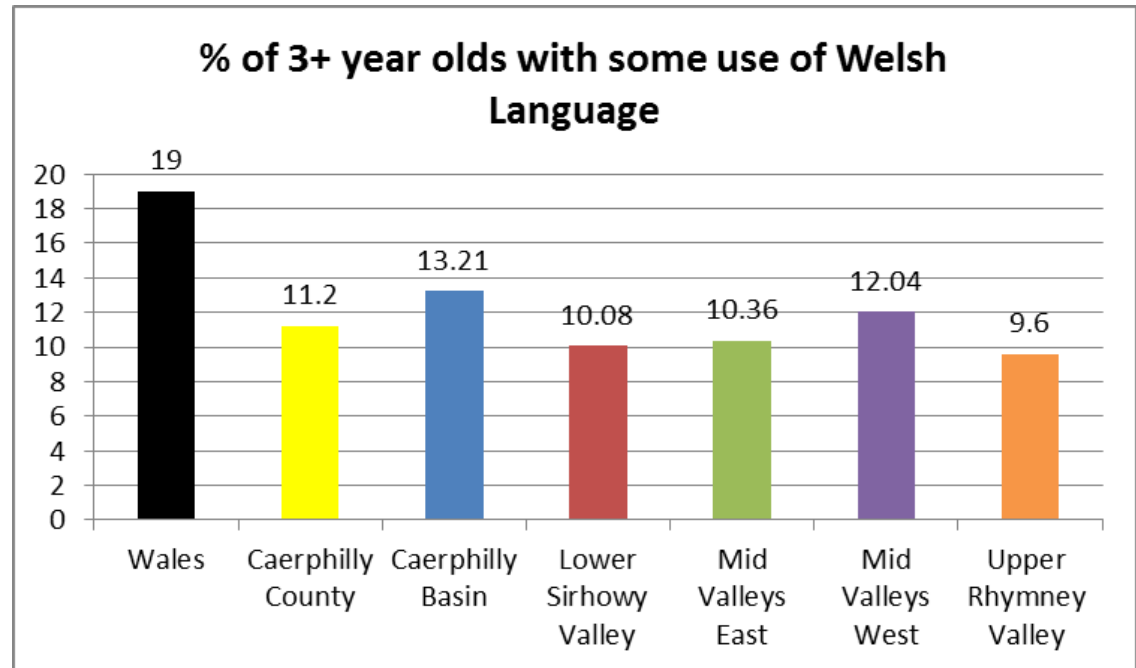
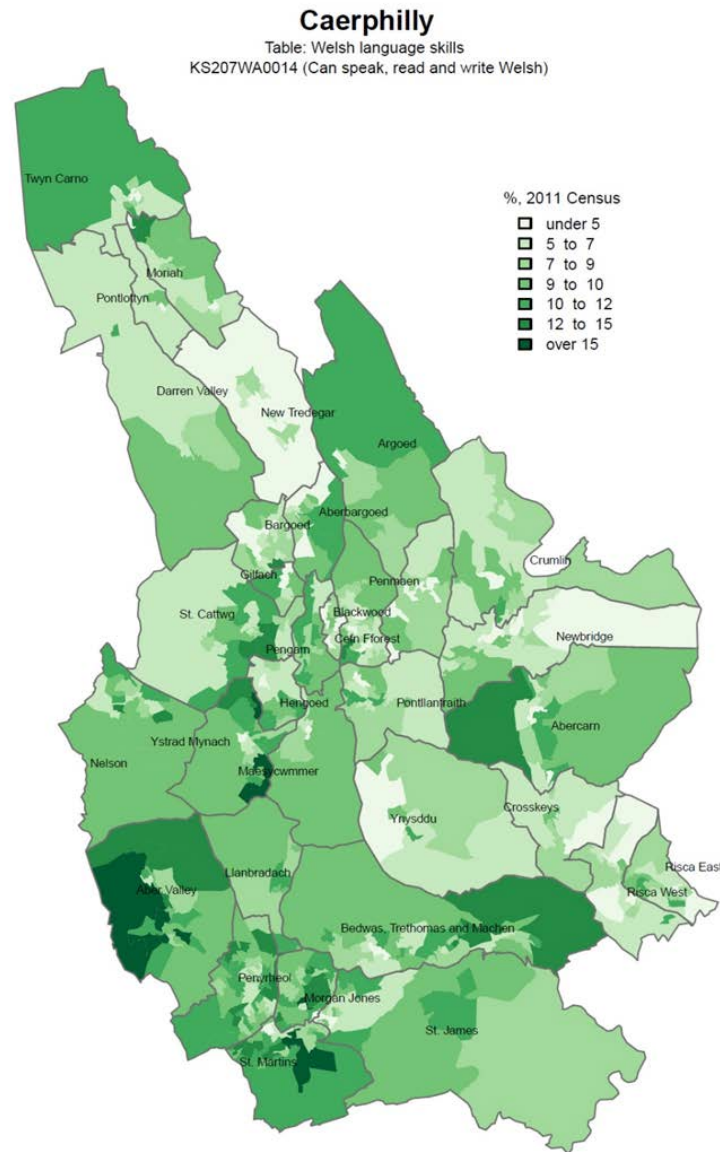


Fig 55



This map (Fig 56), taken from Menter Iaith's Welsh language Profile of Caerphilly County Borough (published May 2016), shows the Welsh language skills of people in the Caerphilly area in 2011:

Caerphilly has 19,251 Welsh speakers, which is 11.2% of the population

The data also shows a significant increase in the number of Welsh speakers in the early years with 3 – 4 year olds increasing 7.7% between the 2001 and the 2011 Census dates. The 5 – 9 year olds saw an increase of 1.5%, the 10 – 14 year olds saw a small decrease of 1% and the 15 to 19 year olds with some level of Welsh language remained constant.

The vast number of the population with some level of Welsh is at its highest in the school age years, far higher than in their parent's generation.

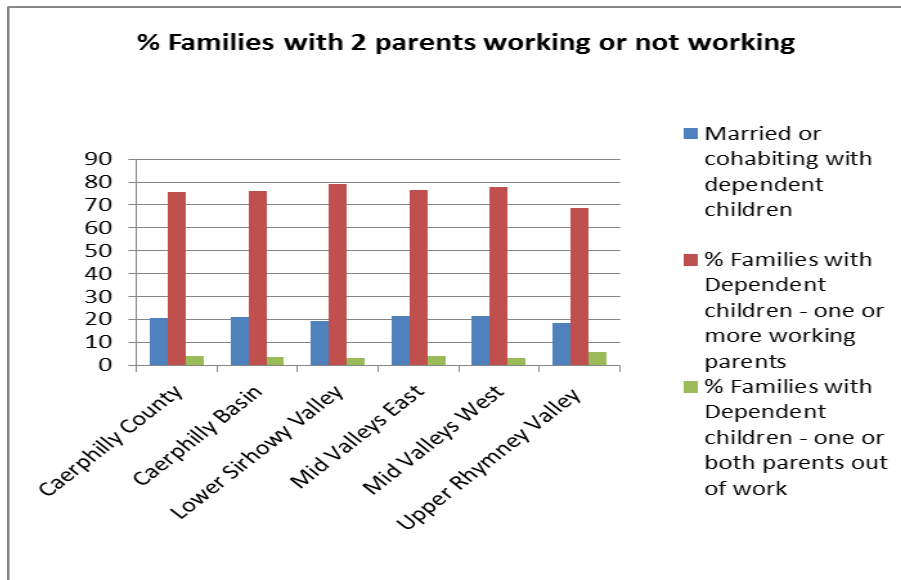
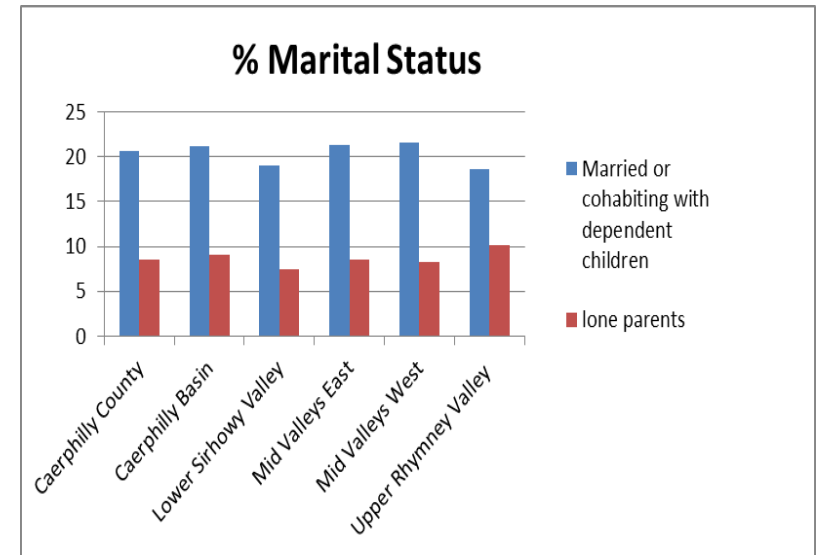
Fig 56

4.8.18 Marital Status

Caerphilly County Borough - 20.6% of the population are either married or cohabiting with dependent children. There are 39,361 parents with dependent children living in the County Borough. Of these 29,820 (75.5%) have one or more parent in employment and 1,486 (3.85%) families have both (or one in a single parent household) unemployed.

Caerphilly Basin - 21.2% of the population are either married or cohabiting with dependent children. There are 12,489 parents with dependent children living in the Caerphilly Basin cluster. Of these 9,546 (75.87%) have one or more parents in employment and 441 (3.7%) families have both (or one in a single parent household) unemployed.

Lower Sirhowy Valley - 19.1% of the population are either married or cohabiting with dependent children. There are 5,058 parents with dependent children living in the Lower Sirhowy Valley cluster. Of these 3,989 (78.94%) have one or more parent in employment and 158 (2.98%) families have both (or one in a single parent household) unemployed.



Mid Valleys East - 21.3% of the population are either married or cohabiting with dependent children.

There are 10,035 parents with dependent children living in the Mid Valley East cluster. Of these 7,792 (76.33%) have one or more parent in employment and 338 (3.79%) families have both (or one in a single parent household) unemployed.

Mid Valleys West - 21.6% of the population are either married or cohabiting with dependent children. There are 5,609 families with dependent children living in the Mid Valley West cluster. Of these 4,354 (77.62%) have one or more parent in employment and 183 (3.08%) families have both (or one in a single parent household) unemployed.

Fig 58

- 18.6% of the population are either married or cohabiting with dependent children. There are 6,094 parents with dependent children living in the Upper Rhymney Valley cluster. Of these 4,139 (68.75%) have one or more parent in employment and 366 (5.73%) families have both (or one in a single parent household) unemployed.

4.8.19 Lone Parents

Caerphilly County Borough - 6,478 households (8.8%) are inhabited with lone parents with dependent children. Of these, 29.7% are in Part time employment, 26.1% are in Full Time employment and 44.2% are not in employment.

Caerphilly Basin- – 2068 households (9.1%) are inhabited with lone parents with dependent children. Of these, 29.2% are in Part time employment, 24.7% are in Full Time employment and 46.2% are not in employment.

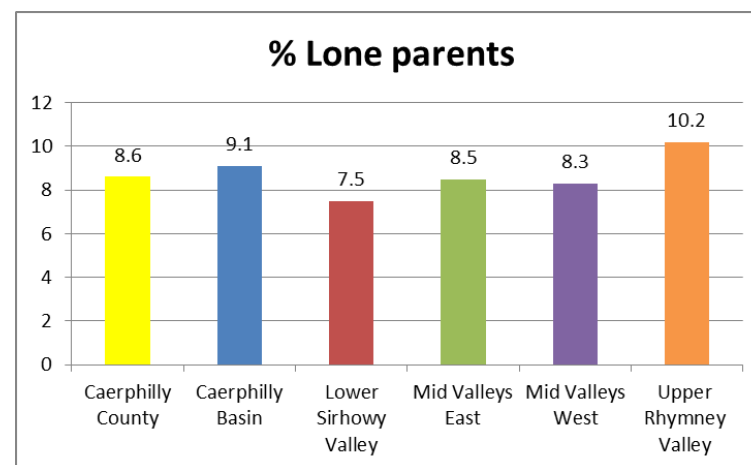
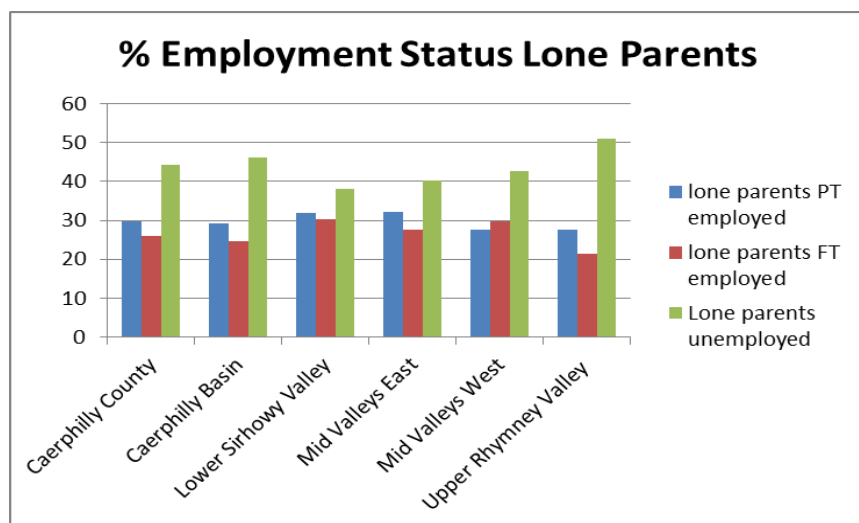


Fig 59

Lower Sirhowy Valley - 782 households (7.5%) are inhabited with

lone parents with dependent children. Of these, 31.8% are in Part time employment, 30.2% are in Full Time employment and 38% are not in employment.

Mid Valleys East - 1,551 households (8.5%) are inhabited with lone parents with dependent children. Of these, 32.3% are in Part time employment, 27.5% are in Full Time employment and 40.2% are not in employment.

Mid Valleys West - 856 households (8.3%) are inhabited with lone parents with dependent children. Of these, 27.6% are in Part time employment, 29.7% are in Full Time employment and 42.8% are not in employment.

Upper Rhymney Valley - 1,221 households (10.2%) are inhabited with lone parents with dependent children. Of these, 27.6% are in Part time employment, 21.4% are in Full Time employment and 51% are not in employment.

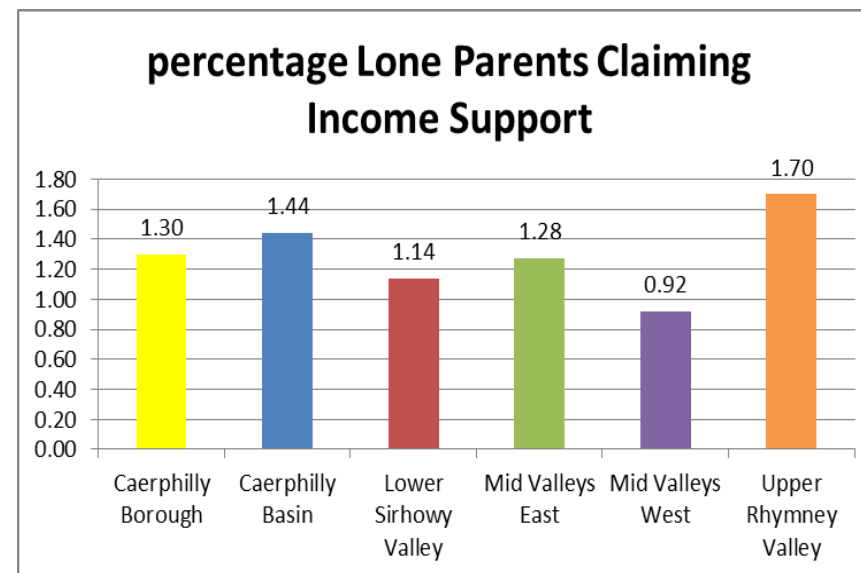


Fig 61

4.8.20 Benefits Claimants

Information from the Nomis website (Nov 2015) shows the number of benefit claimants for those aged 16 – 64. Across the county of Caerphilly there were 20,390 claimants of some form of benefit (18.5% of the working age population). Of these 2,835 (2.6% of the working age population) were claiming Job Seekers Allowance and 11,095 (10.1% of the working age population) were claiming employment support allowance or incapacity benefit. There were 1,445 (1.3% of the working age population) Lone parents claiming income support (children aged under 16) and 1,465 (1.3% of the working age population) claiming disability living allowance.

Caerphilly Basin –

There were 5,995 claimants of some form of benefit (17.49% of the working age population). Of these 890 (2.64% of the working age population) were claiming Job Seekers Allowance and 3,110 (9.10% of the working age population) were claiming employment support allowance or incapacity benefit. There were 490 (1.44% of the working age population) Lone parents claiming income support (children aged under 16) and 445 (1.27% of the working age population) claiming disability living allowance. The lowest levels of claimants were in the St Martins area of Caerphilly town (8.9%) and the highest levels were in St James (25%) and the Aber Valley (20.9%).

Lower Sirhowy Valley

There were 2,370 claimants of some form of benefit (15.86% of the working age population). Of these 290 (1.96% of the working age population) were claiming Job Seekers Allowance and 1,310 (8.82% of the working age population) were claiming employment support allowance or incapacity benefit. There were 175 (1.14% of the working age population) Lone parents claiming income support (children aged under 16) and 165 (1.12% of the working age population) claiming disability living allowance. The numbers of claimants from all the wards that make up this community cluster were relatively consistent across the area.

Mid Valleys East

There were 4,685 claimants of some form of benefit (18.01% of the working age population). Of these 575 (2.23% of the working age population) were claiming Job Seekers Allowance and 2,580 (9.86% of the working age population) were claiming employment

support allowance or incapacity benefit. There were 325 (1.28% of the working age population) Lone parents claiming income support (children aged under 16) and 350 (1.29% of the working age population) claiming disability living allowance. The lowest levels of claimants were in the Penmaen (12.4%) and Blackwood (12.8%) wards and the highest levels were in the Pengam (23.3%), Cefn Fforest (22.5%) and Argoed (22.1%) wards.

Mid Valleys West

There were 2,870 claimants of some form of benefit (17.58% of the working age population). Of these 365 (2.18% of the working age population) were claiming Job Seekers Allowance and 1,560 (9.54% of the working age population) were claiming employment support allowance or incapacity benefit. There were 165 (0.92% of the working age population) Lone parents claiming income support (children aged under 16) and 250 (1.62% of the working age population) claiming disability living allowance. The lowest levels of claimants were in the Maesycwmmmer area (13.4%) with the highest levels in the Hengoed area (24.8%).

Upper Rhymney Valley

There were 4,470 claimants of some form of benefit (25.59% of the working age population). Of these 715 (3.96% of the working age population) were claiming Job Seekers Allowance and 2,535 (14.66% of the working age population) were claiming employment support allowance or incapacity benefit. There were 290 (1.7% of the working age population) Lone parents claiming income support (children aged under 16) and 255 (1.49% of the working age population) claiming disability living allowance. The lowest level of claimants was in the Darren Valley (21.1%) and Gilfach (22%) wards and the highest was in Twyn Carno ward (31.4%).

5. Supply of Childcare

Overview – Childcare Types, Services and Places

In Caerphilly County Borough there is a healthy supply of childcare of a variety of types and geographic spread. However, some geographic areas have a greater number of childcare types, the services they offer and places than others. With data gathered from both the Caerphilly Family Information Service (FIS) and the SASS (Self Assessment of Service Statement) Data from CSSIW coupled with local knowledge, a picture of the supply of childcare in the borough can be drawn.

In total there are 346 (FIS) different types of provision offering in excess of 2,080 (SASS) childcare places in a variety of settings.

The table (Fig 62) below shows the breakdown of different service types by county and geographic spread as at July 2016 as recorded on the FIS Database.

| | Caerphilly County | Caerphilly Basin | Lower Sirhowy Valley | Mid Valleys East | Mid Valleys West | Upper Rhymney Valley |
|------------------------------|--------------------------|-------------------------|-----------------------------|-------------------------|-------------------------|-----------------------------|
| Total providers | 346 | 117 | 39 | 96 | 49 | 45 |
| Childminders | 155 | 53 | 19 | 51 | 15 | 17 |
| Day Nurseries | 19 | 5 | 2 | 5 | 5 | 2 |
| Playgroups | 34 | 10 | 3 | 8 | 7 | 6 |
| Wrap Arounds | 29 | 11 | 3 | 4 | 6 | 5 |
| After School Clubs | 33 | 14 | 4 | 6 | 6 | 3 |
| Breakfast Clubs | 18 | 6 | 2 | 5 | 3 | 2 |
| Holiday Clubs | 18 | 7 | 2 | 4 | 3 | 2 |
| Early Years Education | 11 | 3 | 1 | 5 | 2 | 0 |
| Flying Start | 30 | 8 | 3 | 7 | 2 | 8 |

Fig 62 – Childcare Services in Caerphilly - FIS

The figures above show the number of defined childcare services on offer, however, one provider may offer more than one service, for example, a provider may offer both a playgroup and a wrap around service and in some cases an after school club too. The table above also shows that the majority of childcare is in the Caerphilly Basin and the Mid Valleys East areas which is where both the main areas of work opportunities and the greatest economic activity amongst families exist.

When completing their SASS returns, childcare providers were asked to identify the range of different services they offer as a part of their provision. Bearing in mind that there was only a 76% return on the SASS data (i.e. 24% of providers did not complete their returns) and therefore some data (mainly from Childminders) will be missing. The following table (Fig 63) gives an indication, by geographic area, of the types of childcare services, registered with CSSIW, that are offered by Caerphilly Childcare providers according to both the SASS returns and data collected by Early years officers for those that did not complete the SASS to give a fuller picture. Figures for service types do not include those services offered by childminders who offer a range of services according to their individual Statements of Purpose.

Fig 63 - Number of services offered by geographic region (inc unregistered provision) and by language

| | Caerphilly County | | Caerphilly Basin | | Lower Sirhowy Valley | | Mid Valleys East | | Mid Valleys West | | Upper Rhymney Valley | |
|-------------------------|--------------------------|---------------|-------------------------|-------|-----------------------------|---------------|-------------------------|-------|-------------------------|-------|-----------------------------|-------|
| | English | Welsh | English | Welsh | English | Welsh | English | Welsh | English | Welsh | English | Welsh |
| Childminders* | 108 | | 34 | | 14 | | 31 | | 16 | | 12 | |
| Full Day Nursery | 17 | | 5 | | 2 | | 5 | | 4 | | 1 | |
| Playgroup a.m. | 34 | 13 | 11 | 3 | 2 | 1 | 7 | 3 | 5 | 3 | 9 | 3 |
| Playgroup p.m. | 28 | 7 (+ 1 unreg) | 7 | 1 | 1 | 1 (+ 1 unreg) | 8 | 3 | 8 | 1 | 4 | 1 |
| Wrap Around | 34 (+ 1 unreg) | 11 | 12 | 3 | 4 (+1 unreg) | 2 | 8 | 1 | 6 | 2 | 4 | 3 |
| Before School | 17 | 2 | 6 | 1 | 2 | 0 | 4 | 1 | 4 | 0 | 1 | 0 |

| | | | | | | | | | | | | |
|---------------------|----------------|---------------|----------------|--------------|---------------|---|---------------|---------------|---------------|---|---------------|---|
| After School | 27 (+ 1 unreg) | 7 (+ 2 unreg) | 12 (+ 1 unreg) | 2 (+1 unreg) | 4 | 1 | 4 | 2 (+ 1 unreg) | 5 | 2 | 2 | 0 |
| Holiday | 23 | 3 | 9 | 2 | 2 | 0 | 6 | 0 | 5 | 1 | 1 | 0 |
| Playscheme | 3 (+ 11 unreg) | 0 | 2 (+ 4 unreg) | 0 | 0 (+ 1 unreg) | 0 | 0 (+ 1 unreg) | 0 | 1 (+ 2 unreg) | 0 | 0 (+ 3 unreg) | 0 |

**We do not have data for all the childminders as only 99 completed the SASS. We captured data for a further 8 subsequently, however data for a further 19 active childminders is missing.*

159 Providers deliver their service using English as the primary language. Of these, 36 also deliver using the Welsh language. 9 settings (a mix of day nurseries and childminders) state they use both English and Welsh equally and one playgroup states they are bilingual (English and Welsh). One setting uses British Sign Language. There are 23 providers that operate through the medium of Welsh only, however the number of services these settings offer is a far higher number, for example, one provider can offer playgroup, wrap around, after school and holiday provision.

In addition to the childcare providers noted above in Fig 63, there are 6 unregistered after school clubs operating in secondary schools across the county borough to provide appropriate and safe open access after school childcare for 11 – 14 year olds. Two of these settings are Welsh medium.

The total number of children with additional needs that access childcare services across the borough is 217.

A detailed analysis of the different types of childcare can be found in the following chapters.

5.1 Number of Childcare Providers & Type of Services (Registered and Unregistered/ Approved)

Fig 64 – source SASS Nov 2016

| Childcare Type | Registered | Unregistered / Approved) | Childcare Services Offered | Registered | Unregistered/ Approved |
|-----------------------------------|---|--------------------------|--------------------------------------|------------|------------------------|
| Childminder | FIS:155 SASS: 99 Phone: 9 Suspended: 29 Missing Data:26 childminders | | Full day care throughout the year | 93 | 0 |
| | | | Half day care throughout the year | 78 | 0 |
| | | | Before school | 82 | 0 |
| | | | After school | 93 | 0 |
| | | | Wrap Around | 53 | 0 |
| | | | Holiday Provision | 69 | 0 |
| | | | Other | | 0 |
| Day Care | | | | | |
| Full Day Care – Full day nursery: | FIS: 17 SASS 19 (includes 2 Full day mixed provision) | | Full day nursery throughout the year | 19 | 0 |
| | | | Half day nursery throughout the year | 15 | 0 |
| | | | Before school | 14 | 0 |
| | | | Morning Playgroup/ Cylch Meithrin | 2 | 0 |
| | | | Afternoon Playgroup/ Cylch Meithrin | 2 | 0 |
| | | | After school | 14 | 0 |
| | | | Wrap Around | 15 | 0 |
| | | | Lunch | 8 | 0 |
| | | | Holiday Provision | 14 | 0 |
| | | | Crèche | 0 | 0 |

| | | | | | |
|--------------------------------------|----|---|-------------------------------------|----|---|
| | | | Other | 0 | 0 |
| Full Day Care Mixed Provision | 11 | | Full day nursery | 0 | 0 |
| | | | Half day | 1 | 0 |
| | | | Before school | 3 | 0 |
| | | | Morning Playgroup/ Cylch Meithrin | 3 | 0 |
| | | | Afternoon Playgroup/ Cylch Meithrin | 2 | 0 |
| | | | After school | 6 | 0 |
| | | | Wrap Around | 11 | 0 |
| | | | Lunch | 3 | 0 |
| | | | Holiday Provision | 3 | 0 |
| | | | Crèche | 0 | 0 |
| | | | Other | | 0 |
| | | | | | 0 |
| Sessional Day Care | 55 | 2 | Morning Playgroup/ Cylch Meithrin | 41 | 0 |
| | | | Afternoon Playgroup/ Cylch Meithrin | 28 | 1 |
| | | | Wrap Around | 15 | 1 |
| | | | Lunch | 0 | 0 |
| | | | Other – full day | 35 | 0 |
| Crèches | 1 | 0 | Operates Full Day | 0 | 0 |
| | | | Operates Mornings | 0 | 0 |
| | | | Operates Afternoons | 0 | 0 |
| | | | Holiday Provision | 0 | 0 |
| | | | Other – ad hoc | 1 | 0 |
| Out of School Care | 17 | 3 | Before School | 1 | 0 |
| | | | After School | 12 | 3 |

| | | | | | |
|-----------------------------------|------------|-----------|---|---|----|
| | | | Holiday Provision | 5 | 0 |
| | | | Playscheme sessions | 2 | 0 |
| | | | Other – full day care | 1 | 0 |
| | | | Other – Wrap | 3 | 0 |
| Open Access Play Provision | | 11 | Before School | | 0 |
| | | | After School | | 0 |
| | | | Holiday Provision | | 0 |
| | | | Playscheme sessions | 3 | 11 |
| | | | Other | | 0 |
| Nanny | | 2 | Full day care throughout the year | | 2 |
| | | | Half day care through out the year | | 0 |
| | | | Before school | | 0 |
| | | | After school | | 0 |
| | | | Wrap around a part time Early Education placement, e.g. playgroup or school nursery | | 0 |
| | | | Holiday provision in the school holidays | | 0 |
| | | | Other | | 0 |
| TOTAL | 261 | 18 | | | |

In addition there are 6 after school providers offering a variety of activities for children aged 11 – 14 in Comprehensive schools across the borough. 4 are English medium and 2 are Welsh medium.

5.1.2 Geographical Distribution of Childcare Providers & Services provided Registered and (Excepted/ Approved)

| Childcare Type | Childcare Services Offered | Caerphilly Basin | Lower Sirhowy Valley | Mid Valleys East | Mid Valleys West | Upper Rhymney Valley |
|--|--------------------------------------|------------------|----------------------|------------------|------------------|----------------------|
| Childminder | Full day care throughout the year | 29 | 11 | 30 | 14 | 12 |
| | Half day care throughout the year | 24 | 8 | 25 | 10 | 11 |
| | Before school | 26 | 9 | 27 | 11 | 9 |
| | After school | 31 | 11 | 28 | 11 | 12 |
| | Wrap Around | 18 | 3 | 13 | 11 | 10 |
| | Holiday Provision | 24 | 7 | 18 | 11 | 10 |
| | Other – Over night | 0 | 0 | 2 | 2 | 2 |
| | Other - Weekends | 3 | 0 | 4 | 2 | 3 |
| | | | | | | |
| Full Day Care – Full day nursery: | Full day nursery throughout the year | 6 | 2 | 4 | 2 | 1 |
| | Half day nursery throughout the year | 6 | 2 | 4 | 2 | 1 |
| | Before school | 5 | 2 | 3 | 3 | 1 |
| | Morning Playgroup/ Cylch Meithrin | 1 | 0 | 0 | 0 | 0 |
| | Afternoon Playgroup/ Cylch Meithrin | 1 | 0 | 0 | 0 | 0 |
| | After school | 5 | 2 | 3 | 3 | 1 |
| | Wrap Around | 6 | 1 | 4 | 3 | 1 |
| | Lunch | 2 | 1 | 2 | 2 | 1 |

| | | | | | | |
|--------------------------------------|-------------------------------------|----|-------|----|---|----|
| | Holiday Provision | 4 | 2 | 4 | 3 | 1 |
| | Crèche | 0 | 0 | 0 | 0 | 0 |
| | Other | | | | | |
| | | | | | | |
| Full Day Care Mixed Provision | Full day | 0 | 0 | 0 | 0 | 0 |
| | Half day | 1 | 0 | 0 | 0 | 0 |
| | Before school | 1 | 0 | 1 | 1 | 0 |
| | Morning Playgroup/ Cylch Meithrin | 0 | 0 | 1 | 1 | 1 |
| | Afternoon Playgroup/ Cylch Meithrin | 0 | 0 | 1 | 1 | 0 |
| | After school | 3 | 0 | 1 | 1 | 1 |
| | Wrap Around | 5 | 1 | 2 | 2 | 1 |
| | Lunch | 1 | 0 | 1 | 1 | 0 |
| | Holiday Provision | 2 | 0 | 1 | 0 | 0 |
| | Crèche | 0 | 0 | 0 | 0 | 0 |
| | Other | | | | | |
| | | | | | | |
| Sessional Day Care | Morning Playgroup/ Cylch Meithrin | 12 | 4 | 9 | 6 | 11 |
| | Afternoon Playgroup/ Cylch Meithrin | 5 | 2 (1) | 10 | 7 | 5 |
| | Wrap Around | 4 | 2 (1) | 3 | 2 | 5 |
| | Lunch | 0 | 0 | 0 | 0 | 0 |
| | Other - crèche | 1 | 1 | 1 | 0 | 0 |

| Crèches | Operates Full Day | | | | | |
|-----------------------------------|---|------------|-----------|------------|------------|------------|
| | Operates Mornings | | | | | |
| | Operates Afternoons | | | | | |
| | Holiday Provision | | | | | |
| | Other – ad hoc | | | | | |
| Out of School Care | Before School | 0 | 0 | 1 | 0 | 0 |
| | After School | 5 (2) | 3 | 2 (1) | 3 | 0 |
| | Holiday Provision | 3 | 0 | 0 | 2 | 0 |
| | Playscheme sessions | 2 | 0 | 0 | 1 | 0 |
| | | | | | | |
| Open Access Play Provision | Before School | | | | | |
| | After School | | | | | |
| | Holiday Provision | | | | | |
| | Playscheme sessions | | | | | |
| | Other | | | | | |
| Nanny | Full day care throughout the year | | | | | |
| | Half day care through out the year | | | | | |
| | Before school | | | | | |
| | After school | | | | | |
| | Wrap around a part time Early Education placement | | | | | |
| | Holiday provision in the school hols | | | | | |
| | Other | | | | | |
| TOTAL | | 236 | 74 | 205 | 118 | 100 |

Fig 65– source SASS Nov 2016

5.2 Childcare Places – Supply and Demand per Childcare Type

5.2.1 Registered Provision – Term Time

| Childcare Type | Places as per registration | Term Time | | | | |
|-------------------------|----------------------------|--|---|---|------------------------------------|--|
| | | Maximum Capacity of childcare places available daily | Number of Children using service | Number of Vacancies * | Number of children on Waiting List | Number of childcare places required (from Parental survey – those who intend to use in the future)** |
| Childminder | 744 | Full Day 286 Half Day 210 Before School 202 After School 247 Wrap 60 | 649 | Full Day 138 Half Day 92 Before School 114 After School 111 Holiday 153 | 3 | Full Day 13 Half Day 2 Before School 2 After School 7 Wrap - 7 |
| Day Care | | | | | | |
| Full Day Nursery | 977 | 720 full day places 287 half day am 305 half day pm 128 before school 139 after school 106 wrap 24 lunch | 1,359 children uses the service as follows: Full day - 170 use full time, 344 use part time and 55 ad hoc Half day a.m. - 82 use full time, 142 part time and 11 ad | 40 before school 34 after school 30 wrap 60 Holiday provision 466 for full day nursery (however 3 nurseries reported more vacancies than | 0 | 27 full day places 5 half day am 2 half day pm 5 before school 8 after school 8 wrap 3 lunch |

| | | | | | | |
|--|-----|--|--|---|--|----------|
| | | | <p>hoc</p> <p>Half day p.m - 56 use fulltime, 56 part time and 7 ad hoc</p> <p>Before School - 23 use full time (not inc Britannia), 27 part time and 2 ad hoc</p> <p>After School - 41 use full time (not inc Britannia), 41 part time and 5 ad hoc</p> <p>Wrap - 19 use full time (not inc Britannia), 23 part time and 0 ad hoc</p> | <p>they are registered for and one had high levels as they had just closed for the summer holidays)</p> <p>96 vacancies for half day am</p> <p>169 for half day p.m.</p> | | |
| Full Day Care – Mixed Provision | 315 | <p>90 - Before School</p> <p>143 - After School</p> <p>16 - Lunch</p> <p>220 - Wrap</p> <p>41 - Playgroup A.m.</p> <p>12 - Playgroup p.m.</p> <p>7 – half day a.m./p.m</p> | <p>Before School – 55 Full time, 8 part time, 2 ad hoc</p> <p>After School – 90 full time, 155 part time, 1 ad hoc</p> <p>Lunch – no data</p> <p>Wrap – 152 full time, 133 part time, 5 ad hoc</p> <p>Playgroup A.m. – 71</p> | <p>After School - 54</p> <p>Wrap - 66</p> <p>Playgroup – 157 (across a week)</p> <p>Before School – 56 across a week)</p> <p>In general more vacancies reported in English medium settings than Welsh</p> | <p>Summer - 12</p> <p>Autumn- 8</p> <p>Spring - 10</p> | As above |

| | | | | | | |
|-----------------------------------|-------|--|---|--|---|---|
| | | | use full and part time Play group P.m. 2 full time and 33 part time. | medium | | |
| Sessional Day Care | 1,180 | Wrap - 143 Playgroup/Cylch Meithrin a.m. - 768 Playgroup/Cylch Meithrin p.m. - 447 | Wrap – 75 full time, 95 part time Playgroup a.m. – 538 full time, 349 part time Playgroup p.m. – 170 full time, 53 part time | Wrap – 27 Playgroup a.m. – 229 Playgroup P.m. – 97 Lunch - 17 | Wrap – 3 settings – yes Playgroup – 13 said yes 1 Welsh Cylch Meithrin indicated they had a waiting list for every term | Wrap - 5 Playgroup/Cylch Meithrin a.m. - 9 Playgroup/Cylch Meithrin p.m. – 5 Lunch 2 |
| Crèches | 30 | Depends on age of child | 0 | 0 | 0 | Full Day care – 9 Mornings only – 2 Afternoons only – 1 |
| Out of School Care | 468 | Before School - 30 After School - 370 | Before School – 11 full time and 33 part time After School – 396 full time and 337 part time and 49 Ad Hoc | Before School – 40 After School - 246 | 0 | Before School – 14 After School – 9 |
| Open Access Play Provision | 0 | 0 | 0 | 0 | 0 | 0 |
| Nanny | 0 | 0 | 0 | 0 | 0 | 0 |

Fig 66 – source SASS Nov 2016

*Vacancies – some settings calculated this by full time place and other calculated by the day. Figures are therefore misleading.

** Demand for childcare is taken from the parental survey where parents who do not use childcare currently for one or more of their children and expressed their intention to use childcare in the future either for the first time or for additional hours. This does not include those currently using childcare services.

5.2.2 Excepted Provision (i.e. unregistered): – Term Time childcare places

| Childcare Type | Term Time | | | | |
|-----------------------------------|--|----------------------------------|---------------------|------------------------------------|--------------------------------------|
| | Maximum Capacity of childcare places available daily | Number of Children using service | Number of Vacancies | Number of children on Waiting List | Number of childcare places required* |
| Childminder (all registered) | 0 | 0 | 0 | 0 | 0 |
| Day Care | | | | | |
| Full Day Nursery (all registered) | 0 | 0 | 0 | 0 | 0 |
| Sessional Day Care and Wrap | 16 Welsh 17 English/Bilin | 12 Welsh 17 English/bilin | 4 0 | 0 0 | 0 |
| Crèches | 0 | 0 | 0 | 0 | 0 |
| Out of School Care | 32 Welsh** 10 English | 30 | 2 | 4 | 2 |
| Open Access Play Provision | 0 | 0 | 0 | 0 | 0 |
| Nanny | 6 | 6 | 0 | 0 | 0 |

Fig 67 – source FIS Nov 2016

*Number of places required – from parent survey

** in addition there are 6 unregistered After School Clubs operating from Comprehensive schools- estimates are 30 places per school which increases the number of unregistered places available by 180, approximately 60 of these are Welsh medium.

5.2.3 Registered Provision – School Holidays

| Childcare Type | Places as per registration | School Holidays | | | | |
|--------------------|--|--|--|---------------------|------------------------------------|--|
| | | Maximum Capacity of childcare places available daily | Number of Children using service | Number of Vacancies | Number of children on Waiting List | Number of childcare places required (from parent survey) |
| Childminder | 488 registered Places available May ½ term - 65 providers Summer – 68 providers Oct ½ term - 67 providers Xmas - 42 providers Feb ½ term - 67 providers Easter - 67 providers | 488 places | May ½ term Full time - 138 Part Time - 146 Ad Hoc - 26 Summer Hols Full time - 151 Part Time - 162 Ad Hoc - 31 Oct ½ term Full time - 136 Part Time - 140 Ad Hoc - 26 Christmas Hols Full time - 74 Part Time - 101 Ad Hoc - 22 Feb ½ term Full time - 143 Part Time - 145 Ad Hoc - 26 Easter Hols | 171 | 27 | Holiday 4 |

| | | | | | | |
|--|-----|---|--|---|----------------------|--|
| | | | Full time - 132 Part Time - 139 Ad Hoc - 25 | | | |
| Day Care | | | | | | |
| Full Day Nursery | 977 | 665 | Data not complete but, for example: full day full time in summer hols is 42, with 385 part timers and 44 ad hoc. | 60 | 2 in Summer Holidays | 6 holiday |
| Full Day Care – Mixed Provision | 96 | 61 (although one setting not completed correctly) | 80 Full and Part time in Summer Hols 11 Full time other holidays and 24 p/t No provision at Christmas holidays | 2 recorded for Summer Holidays | None recorded | |
| Sessional Day Care | 0 | 0 | 0 | 0 | 0 | 0 |
| Crèches | 0 | 0 | 0 | 0 | 0 | Holiday childcare – 2 |
| Out of School Care | 132 | Holidays – 240 Playschemes- 50 | Holidays – 143 full time, 151 part time, 9 ad hoc Playschemes – 50 p/t | Holidays - 215 Playschemes – none recorded | None recorded | Holiday childcare throughout the day – 2 Playscheme - 2 |
| Open Access Play Provision | 110 | 110 | 110 | None recorded | None recorded | Playscheme – 6 however Focus Groups noted more suitable for Welsh medium and also for 5-8 and 8-11's |
| Nanny | 0 | 0 | 0 | 0 | 0 | 0 |

Fig 68 – source SASS Nov 2016

5.2.4 Excepted and Approved Provision – School Holidays

| Childcare Type | Term Time | | | | |
|----------------------------|--|----------------------------------|---------------------|------------------------------------|---|
| | Maximum Capacity of childcare places available daily | Number of Children using service | Number of Vacancies | Number of children on Waiting List | Number of childcare places required |
| Childminder | 0 | 0 | 0 | 0 | 0 |
| Day Care | | | | | |
| Full Day Nursery | 0 | 0 | 0 | 0 | 0 |
| Sessional Day Care | 0 | 0 | 0 | 0 | 0 |
| Crèches | 0 | 0 | 0 | 0 | 0 |
| Out of School Care | 0 | 0 | 0 | 0 | 0 |
| Open Access Play Provision | 328+ | 194+ | Approx. 75 | 16 | 0 – however Focus Groups noted more suitable for Welsh medium and also for 5-8 and 8-11's |
| Nanny | 6 | 6 | 0 | 0 | 0 |

Fig 69 – source FIS Nov 2016

5.3 Geographical Distribution of Registered Childcare Places per Childcare Type – Supply and Demand – Term Time

Caerphilly Basin

| Childcare Type | Places as per registration | Term Time | | | | |
|-------------------------------|----------------------------|---|---|--|------------------------------------|--|
| | | Maximum Capacity of childcare places available daily (all services within type – for full break down see subsequent chapters according to type) | Number of Children using service (all services within type – for full break down see subsequent chapters according to type) | Number of Vacancies (all services within type – for full break down see subsequent chapters according to type) | Number of children on Waiting List | Number of childcare places required – numbers given in Parental survey too small to be statistically significant** |
| Childminder | 263 | 241 | 225 | 151 | 0 | |
| Day Care | | | | | | |
| Full Day Nursery | 380 | 285 full day* | 681 | 321 | 0 | |
| Full Day Care Mixed Provision | 144 | 247 | 227 | 43 | 30 | |
| Sessional Day Care | 360 | 441 | 445 | 91 | 5 settings | |
| Crèches | | | | | | |
| Out of School Care | 278 | 188 | 367 | 70 | 18 | |
| Open Access Play Provision | | | | | | |
| Nanny | | | | | | |

*data not entered consistently so only max number of full day places data available

** demand for childcare will be ascertained from demographic data, unmet need recorded by Family Information Service, shortage of supply of a particular type and language of childcare provision, new Welsh government free childcare offer for 3 and 4 year olds, the Local Development Plan and further market research within distinct localities.

Lower Sirhowy Valley

| Childcare Type | Places as per registration | Term Time | | | | |
|-------------------------------|----------------------------|--|--|---|------------------------------------|--|
| | | Maximum Capacity of childcare places available daily (all services within type – for full break down see subsequent chapters according to type) | Number of Children using service (all services within type – for full break down see subsequent chapters according to type) | Number of Vacancies (all services within type – for full break down see subsequent chapters according to type) | Number of children on Waiting List | Number of childcare places required - numbers given in Parental survey too small to be statistically significant** |
| Childminder | 97 | 110 | 84 | 91 | 2 | |
| Day Care | | | | | | |
| Full Day Nursery | 100 | 64 Full day* | 104 | 54 | 0 | |
| Full Day Care Mixed Provision | 40 | 40 | 24 | 16 | 0 | |
| Sessional Day Care | 138 | 152 | 153 | 59 | 1 setting | |
| Crèches | | | | | | |
| Out of School Care | 56 | 40 | 60 | 16 | 20 | |
| Open Access Play Provision | | | | | | |
| Nanny | | | | | | |

*data not entered consistently so only max number of full day places data available

** demand for childcare will be ascertained from demographic data, unmet need recorded by Family Information Service, shortage of supply of a particular type and language of childcare provision, new Welsh government free childcare offer for 3 and 4 year olds, the Local Development Plan and further market research within distinct localities.

Mid Valleys East

| Childcare Type | Places as per registration | Term Time | | | | |
|-------------------------------|----------------------------|--|--|---|------------------------------------|---|
| | | Maximum Capacity of childcare places available daily (all services within type – for full break down see subsequent chapters according to type) | Number of Children using service (all services within type – for full break down see subsequent chapters according to type) | Number of Vacancies (all services within type – for full break down see subsequent chapters according to type) | Number of children on Waiting List | Number of childcare places required - numbers given in Parental survey too small to be statistically significant* |
| Childminder | 243 | 278 | 235 | 139 | 1 | |
| Day Care | | | | | | |
| Full Day Nursery | 252 | 642 | 309 | 326 | 11 | |
| Full Day Care Mixed Provision | 56 | 89 | 109 | 110 | 0 | |
| Sessional Day Care | 266 | 326 | 282 | 50 | 5 settings | |
| Crèches | | | | | | |
| Out of School Care | 70 | 100 | 134 | 156 | 0 | |
| Open Access Play Provision | | | | | | |
| Nanny | | | | | | |

*demand for childcare will be ascertained from demographic data, unmet need recorded by Family Information Service, shortage of supply of a particular type and language of childcare provision, new Welsh government free childcare offer for 3 and 4 year olds, the Local Development Plan and further market research within distinct localities.

Mid Valleys West

| Childcare Type | Places as per registration | Term Time | | | | |
|-------------------------------|----------------------------|--|--|---|------------------------------------|--|
| | | Maximum Capacity of childcare places available daily (all services within type – for full break down see subsequent chapters according to type) | Number of Children using service (all services within type – for full break down see subsequent chapters according to type) | Number of Vacancies (all services within type – for full break down see subsequent chapters according to type) | Number of children on Waiting List | Number of childcare places required - numbers given in Parental survey too small to be statistically significant** |
| Childminder | 106 | 236 | 90 | 60 | 4 | |
| Day Care | | | | | | |
| Full Day Nursery | 165 | 384* | 177 | 35 | 2 | |
| Full Day Care Mixed Provision | 35 | 115 | 83 | 115 | 0 | |
| Sessional Day Care | 190 | 199 | 196 | 50 | 1 setting | |
| Crèches | | | | | | |
| Out of School Care | 96 | 72 | 141 | 28 | 9 | |
| Open Access Play Provision | | | | | | |
| Nanny | | | | | | |

*only 1 of the 4 nurseries completed this section correctly

** demand for childcare will be ascertained from demographic data, unmet need recorded by Family Information Service, shortage of supply of a particular type and language of childcare provision, new Welsh government free childcare offer for 3 and 4 year olds, the Local Development Plan and further market research within distinct localities.

Upper Rhymney Valley

| Childcare Type | Places as per registration | Term Time | | | | |
|-------------------------------|----------------------------|--|--|---|------------------------------------|---|
| | | Maximum Capacity of childcare places available daily (all services within type – for full break down see subsequent chapters according to type) | Number of Children using service (all services within type – for full break down see subsequent chapters according to type) | Number of Vacancies (all services within type – for full break down see subsequent chapters according to type) | Number of children on Waiting List | Number of childcare places required - numbers given in Parental survey too small to be statistically significant* |
| Childminder | 88 | 243 | 50 | 74 | 0 | |
| Day Care | | | | | | |
| Full Day Nursery | 80 | 121 | 88 | 116 | 0 | |
| Full Day Care Mixed Provision | 40 | 61 | 65 | 49 | 0 | |
| Sessional Day Care | 226 | 257 | 223 | 56 | 2 setting | |
| Crèches | | | | | | |
| Out of School Care | 0 | 0 | 0 | 0 | 0 | |
| Open Access Play Provision | | | | | | |
| Nanny | | | | | | |

Fig 70 – 74 – source SASS Nov 2016

N.B. FIS have reported a recent rise in the number of families who require childcare services in the Rhymney area, in particular for childminding and for after school provision.

* demand for childcare will be ascertained from demographic data, unmet need recorded by Family Information Service, shortage of supply of a particular type and language of childcare provision, new Welsh government free childcare offer for 3 and 4 year olds, the Local Development Plan and further market research within distinct localities.

5.4 - Geographical Distribution of Excepted and Approved Care (Unregistered) Childcare Places per Childcare Type – Supply and Demand – Term Time

Caerphilly Basin –

- 1 Welsh Medium ASC – 16 places available – ages 4 – 11 years 15.30 – 17.29 - £2/hr – 2 vacancies – term time, Mon - Thurs
- 1 English Medium ASC – 10 places available – ages 5 – 11, 15.11 – 17.10 - £3.50/hr – 4 on waiting list – term time, Mon - Fri
- 1 homebased childcare – caring for 3 (now finished)
- Creazone – crèche – English medium, 8 places available, ages 0 – 12, all year provision, free to members, Monto Sun
- 2 x 11 – 14 year old provisions in comprehensive schools. Free to pupils. One English medium and one Welsh medium.

Lower Sirhowy Valley

- 1 Welsh med playgroup, 16 places available, caring for 12, 4 vacs, ages 2 – 3 year olds, 12.55 -14.54, Mon, Tues, Thurs, term time £3.25/hr
- 1 English/bilingual elements Wrap Around Club, 17 places, caring for 17, 3 – 4 year olds, 13:00 – 15:00, Mon – Fri term time, £4/hr

Mid Valleys East

- 1 Welsh medium ASC, 16 places available, caring for 16 children , 4 – 11 year old's, open 15.30 – 17.30, Mon – Thurs – term time £2.75/hr
- 1 Approved homebased childcare – caring for 3 – (now finished Sept 2016)
- 1 x 11 – 14 year old provisions in comprehensive schools. Free to pupils. Welsh medium

Mid Valleys West

- 1 x 11 – 14 year old provisions in comprehensive schools. Free to pupils. English medium

Upper Rhymney Valley

2 x 11 – 14 year old provisions in comprehensive schools. Free to pupils. Both English medium

Fig 75 – source FIS Nov 2016

5.5 Geographical Distribution of Registered Childcare Places per Childcare Type – Supply and Demand – School Holidays

Caerphilly Basin

| Childcare Type | Places as per registration | School Holidays | | | | |
|-------------------------------|----------------------------|--|--|---|------------------------------------|--|
| | | Maximum Capacity of childcare places available daily (all services within type – for full break down see subsequent chapters according to type) | Number of Children using service (all services within type – for full break down see subsequent chapters according to type) | Number of Vacancies (all services within type – for full break down see subsequent chapters according to type) | Number of children on Waiting List | Number of childcare places required - numbers given in Parental survey too small to be statistically significant |
| Childminder | 193 | 143 | 101 | 55 | 0 | |
| Day Care | | | | | | |
| Full Day Nursery | 350 | 252 | ?* | 0 | 0 | |
| Full Day Care Mixed Provision | 72 | 40+ | ?* | 2 | 0 | |
| Sessional Day Care | 0 | 0 | 0 | 0 | 0 | |
| Crèches | 0 | 0 | 0 | 0 | 0 | |
| Out of School Care | 84 | 82 | 87 | 0 | 0 | |
| Open Access Play Provision | | | | | | |
| Nanny | | | | | | |

Fig 76 – source SASS Nov 2016

*numbers entered inconsistently. True picture of usage is unavailable.

Lower Sirhowy Valley

| Childcare Type | Places as per registration | School Holidays | | | | |
|-------------------------------|----------------------------|--|--|---|------------------------------------|--|
| | | Maximum Capacity of childcare places available daily (all services within type – for full break down see subsequent chapters according to type) | Number of Children using service (all services within type – for full break down see subsequent chapters according to type) | Number of Vacancies (all services within type – for full break down see subsequent chapters according to type) | Number of children on Waiting List | Number of childcare places required - numbers given in Parental survey too small to be statistically significant |
| Childminder | 51 | 47 | 24 | 28 | 0 | |
| Day Care | | | | | | |
| Full Day Nursery | 100 | 92 | ?* | 0 | 0 | |
| Full Day Care Mixed Provision | 0 | 0 | 0 | 0 | 0 | |
| Sessional Day Care | 0 | 0 | 0 | 0 | 0 | |
| Crèches | 0 | 0 | 0 | 0 | 0 | |
| Out of School Care | 0 | 0 | 0 | 0 | 0 | |
| Open Access Play Provision | | | | | | |
| Nanny | | | | | | |

Fig 77 – source SASS Nov 2016

*numbers entered inconsistently. True picture of usage is unavailable.

Mid Valleys East

| Childcare Type | Places as per registration | School Holidays | | | | |
|-------------------------------|----------------------------|--|--|---|------------------------------------|--|
| | | Maximum Capacity of childcare places available daily (all services within type – for full break down see subsequent chapters according to type) | Number of Children using service (all services within type – for full break down see subsequent chapters according to type) | Number of Vacancies (all services within type – for full break down see subsequent chapters according to type) | Number of children on Waiting List | Number of childcare places required - numbers given in Parental survey too small to be statistically significant |
| Childminder | 136 | 89 | 78 | 18 | 1 | |
| Day Care | | | | | | |
| Full Day Nursery | 252 | 123 | ?* | 16 | 2 | |
| Full Day Care Mixed Provision | 24 | 5? | 72? | 0 | 0 | |
| Sessional Day Care | 0 | 0 | 0 | 0 | 0 | |
| Crèches | 0 | 0 | 0 | 0 | 0 | |
| Out of School Care | 0 | 0 | 0 | 0 | 0 | |
| Open Access Play Provision | | | | | | |
| Nanny | | | | | | |

Fig 78 – source SASS Nov 2016

*numbers entered inconsistently. True picture of usage is unavailable.

Mid Valleys West

| Childcare Type | Places as per registration | School Holidays | | | | |
|-------------------------------|----------------------------|--|--|---|------------------------------------|--|
| | | Maximum Capacity of childcare places available daily (all services within type – for full break down see subsequent chapters according to type) | Number of Children using service (all services within type – for full break down see subsequent chapters according to type) | Number of Vacancies (all services within type – for full break down see subsequent chapters according to type) | Number of children on Waiting List | Number of childcare places required - numbers given in Parental survey too small to be statistically significant |
| Childminder | 78 | 62 | 64 | 4 | 2 | |
| Day Care | | | | | | |
| Full Day Nursery | 118 | 118 | ?* | 0 | 0 | |
| Full Day Care Mixed Provision | 0 | 0 | 0 | 0 | 0 | |
| Sessional Day Care | 0 | 0 | 0 | 0 | 0 | |
| Crèches | 0 | 0 | 0 | 0 | 0 | |
| Out of School Care | 48 | 48 | 68 | 0 | 0 | |
| Open Access Play Provision | | | | | | |
| Nanny | | | | | | |

Fig 79 – source SASS Nov 2016

*numbers entered inconsistently. True picture of usage is unavailable.

Upper Rhymney Valley

| Childcare Type | Places as per registration | School Holidays | | | | |
|-------------------------------|----------------------------|--|--|---|------------------------------------|--|
| | | Maximum Capacity of childcare places available daily (all services within type – for full break down see subsequent chapters according to type) | Number of Children using service (all services within type – for full break down see subsequent chapters according to type) | Number of Vacancies (all services within type – for full break down see subsequent chapters according to type) | Number of children on Waiting List | Number of childcare places required - numbers given in Parental survey too small to be statistically significant |
| Childminder | 45 | 34 | 21 | 12 | 0 | |
| Day Care | | | | | | |
| Full Day Nursery | 80 | 80 | ?* | 24 | 0 | |
| Full Day Care Mixed Provision | 0 | 0 | 0 | 0 | 0 | |
| Sessional Day Care | 0 | 0 | 0 | 0 | 0 | |
| Crèches | 0 | 0 | 0 | 0 | 0 | |
| Out of School Care | 0 | 0 | 0 | 0 | 0 | |
| Open Access Play Provision | | | | | | |
| Nanny | | | | | | |

Fig 80 – source SASS Nov 2016

*numbers entered inconsistently. True picture of usage is unavailable.

5.6 Excepted and Approved Care (Unregistered) – School holidays

Caerphilly Basin

- SYDIC – 50 places available (caring for 30), 12- 17 year olds – English medium 10:00. – 15:00 summer time - £13/week
- Caerphilly Leisure Centre Playscheme – English medium – 60 places available, 10:00 – 15:00 summer time £8/day
- Bedwas Trethomas and Machen Playscheme – English Medium – 40 places available, 9:00 – 12:00 and 13:00 – 16:00 Summer Holidays Tues, Weds and Thurs, free
- Van New Sports and Play Club, English medium – 45 places available, 26 cared for, 19 vacancies ages, 8 – 14 year olds, 9.30 – 15.30 – free
- 1 Approved homebased childcarer – caring for 3 (now finished Oct 2016)
- Creazone – crèche – English medium, 8 places, ages 0 – 12, all year provision, free to members, Monday to Sunday

Lower Sirhowy Valley

- Risca Leisure Centre Gymnastics Scheme – 15 places available, 4 – 11 year olds, 10:00 – 15:00 p.m. Summer holidays £10/day

Mid Valleys East

- Newbridge Leisure Centre summer scheme, 60 places available, caring for 34, 26 vacancies, 8 – 14 year olds, 10:00 – 15:00, £8 Mon – Fri
- 1 Approved homebased childcarer – caring for 3 – (finished Sept 2016)

Mid Valleys West

- Nelson Community Council summer scheme – 48 places available, 48 caring for, 8 – 14 year olds, 10:00 – 14.00 £0.50/day
- Trinity Fields School SEND Playscheme – 20 places available, 15 caring for, 8 -17 year olds, 10:00 – 15:00 Mon to Fri, various holidays, £3/session

Upper Rhymney Valley

- Heolddu Leisure Centre – 40 places available, caring for 40, ages 8 – 14 year olds, 10:00 – 14:00. Mon to Fri, Summer holidays £5/session
- Rhymney Community Council Summer scheme, 16 places available, 8 to 14 year olds, 10:00 – 3:00 p.m. Summer holidays, free
- Darren Valley Community Council summer scheme – Deri – free – no other details

Fig 81– source FIS Nov 2016

6.1. Childminder

6.1.1. Analysis of Supply of Childcare Provision

In Caerphilly County there are a total of 155 Childminders registered with CSSIW. Of these, 29 were either voluntarily suspended or semi retired/retired in July 2016, (i.e in active and not providing a full childcare service – either no service or partial service). Of the 126 active childminders, 99 completed the SASS online. Through a phone around we managed to capture data from a further 9 childminders. The data analysis below therefore accounts for 108 of the 126 active childminders.

Summarise the key findings from the consultation undertaken with providers, drawing upon the evidence in Annex 1. Consideration to be given to the following, to include geographical distribution and language category:

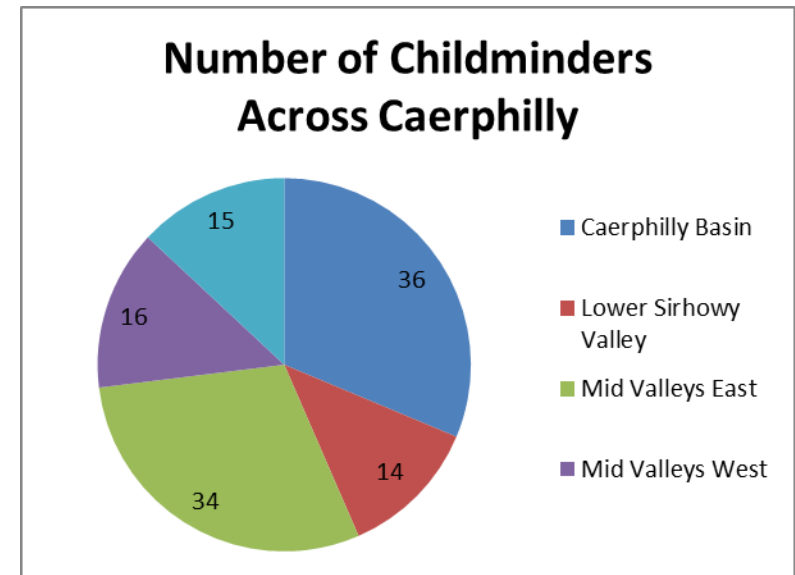


Fig 82 – Numbers of Childminders Across Caerphilly Borough

6.1.2 Range of services provided

Of the 108 Childminders, the following table shows the geographic distribution and range of services offered:

| | Caerphilly County | Caerphilly Basin | Lower Sirhowy Valley | Mid Valleys East | Mid Valleys West | Upper Rhymney Valley |
|------------------------|-------------------|------------------|----------------------|------------------|------------------|----------------------|
| Number of childminders | 108 | 36 | 14 | 34 | 16 | 15 |
| Full Day care | 93 | 29 | 11 | 30 | 14 | 12 |
| Half Day morning | 78 | 24 | 8 | 25 | 10 | 11 |
| Half day Afternoon | 77 | 24 | 7 | 25 | 10 | 11 |
| Before School | 82 | 26 | 9 | 27 | 11 | 9 |
| After School | 93 | 31 | 11 | 28 | 11 | 12 |
| Wrap Around | 53 | 18 | 3 | 13 | 11 | 10 |
| Holiday | 69 | 24 | 7 | 18 | 11 | 10 |
| Holiday | | | | | | |
| May ½ | 65 | 23 | 5 | 22 | 12 | 10 |
| Summer | 68 | 24 | 7 | 22 | 12 | 9 |
| Oct ½ | 67 | 23 | 7 | 21 | 12 | 10 |
| Xmas | 42 | 15 | 5 | 14 | 4 | 6 |
| Feb ½ | 67 | 24 | 6 | 21 | 12 | 10 |
| Easter | 64 | 21 | 7 | 21 | 12 | 9 |
| Term time week end | 13 | 3 | 0 | 4 | 2 | 3 |
| Term time over night | 5 | 0 | 0 | 2 | 2 | 2 |
| Holiday week end | 13 | 3 | 0 | 5 | 2 | 3 |
| Holiday over night | 13 | 0 | 0 | 2 | 2 | 2 |

Fig 83 – source SASS Nov 2016 and Phone

One Childminder is registered with the Local Authority to deliver Flying Start and she offers this service through both English and Welsh medium. No Childminders are registered with the Local Authority to deliver Early Years Education.

There are 6 childminders who are contracted with the Local Authority to provide placements for Social Services Children's Services and for the Local Authority's Assisted Places and Supported Places Schemes.

6.1.3 Number and type of child places filled (full time, part time, ad-hoc) Term Time

The Following Table (Fig 84) shows the number and type of child-minding childcare places available and filled Term Time:

| | Caerphilly County | Caerphilly Basin | Lower Sirhowy Valley | Mid Valleys East | Mid Valleys West | Upper Rhymney Valley |
|--|---|---|--|--|---|---|
| Registered Places | 744 | 263 | 97 | 243 | 106 | 88 |
| Total numbers of children using the places | 649 | 225 | 84 | 235 | 90 | 50 |
| Maximum Places Available and used per service offered | <p>Max places Full day 286, (FT 114, PT 87, Ad hoc 13)</p> <p>Max places ½ day a.m. 105, (FT 16, PT 33, Ad hoc 1)</p> <p>Max Places ½ Day p.m. 105, FT 17, PT 22, Ad hoc 0</p> <p>Max Places Before</p> | <p>Max places Full day 76, (Ft 39, PT 30, Ad hoc 3)</p> <p>Max places ½ day a.m. 25, (FT 5, PT 14, Ad hoc 2)</p> <p>Max Places ½ Day p.m. 26 FT 5, PT 5, Ad hoc 0</p> <p>Max Places Before</p> | <p>Max places Full Day 34, (FT 13, 2 Ad Hoc 1)</p> <p>Max Places ½ day a.m 6, (F/T 0, PT 2, Ad Hoc 0)</p> <p>Max Places ½ day 6, FT 0, PT 1, Ad Hoc 0</p> <p>Max Before School</p> | <p>Max places Full day 90, (FT 33, PT 36, Ad hoc 16)</p> <p>Max places ½ day a.m. 29, (FT 6, PT 13, Ad hoc 0)</p> <p>Max Places ½ Day p.m. 28 FT 5, PT 11, Ad hoc 0</p> <p>Max Places Before</p> | <p>Max places Full day 36, (FT 10, PT 6, Ad hoc 0)</p> <p>Max places ½ day a.m. 28, (FT 2, PT 8 Ad hoc 0)</p> <p>Max Places ½ Day p.m. 30 FT 4, PT 2, Ad hoc 0</p> <p>Max Places Before</p> | <p>Max places Full day 58, (FT 18, PT 23, Ad hoc 0)</p> <p>Max places ½ day a.m. 39, (FT 4, PT 2 Ad hoc 0)</p> <p>Max Places ½ Day p.m. 38 FT 4, PT 0 Ad hoc 0</p> <p>Max Places Before</p> |

| | | | | | | |
|--|---|---|---|---|---|---|
| | School 202, FT 67, PT 47, Ad Hoc 11 | School 40, FT 5, PT 15, Ad Hoc 4 | 19, FT 6, PT 8, Ad Hoc 2 | School 60, FT 35, PT 21, Ad Hoc 1 | School 56, FT 16, PT 2, Ad Hoc 10 | School 36, FT 4, PT 0, Ad Hoc 0 |
| | Max Places After School 247, FT 135, PT 83, Ad hoc 18 | Max Places After School 52, FT 17 PT 31, Ad hoc 5 | Max After School 51, FT 19, PT 24, Ad Hoc 3 | Max Places After School 69, FT 35 PT 34, Ad hoc 1 | Max Places After School 56, FT 24 PT 6, Ad hoc 18 | Max Places After School 39 FT 10 PT 0, Ad hoc 0 |
| | Max places Wrap 60, FT 11, PT 4, ad hoc 0 | Max places Wrap 15, FT 10, PT 0, ad hoc 0 | | Max places Wrap 2, FT 1, PT 1, ad hoc | Max places Wrap 30, FT 0, PT 6, ad hoc 0 | Max places Wrap 33, FT 0, PT 0, ad hoc 0 |
| | Other – 23 places | Other – 7 places | | | | |

Fig 84 – Source SASS Nov 2016

School Holidays

The Following Table shows the number and type of child-minding childcare places available and filled during school holidays. There was a wide variety in numbers of childminders who complete this section accurately, so the table only shows the data for the summer holidays.

| | Caerphilly County | Caerphilly Basin | Lower Sirhowy Valley | Mid Valleys East | Mid Valleys West | Upper Rhymney Valley |
|------------------------|--------------------------|-------------------------|-----------------------------|-------------------------|-------------------------|-----------------------------|
| Summer Holidays | Max places -503 | Max places 193 | Max places 51 | Max places 136 | Max places 78 | Max places 45 |
| | Full Timers - 159 | Full Timers 43 | Full Timers 17 | Full Timers 36 | Full Timers 20 | Full Timers 19 |
| | Part timers - 169 | Part timers 44 | Part timers 7 | Part timers 42 | Part timers 22 | Part timers 2 |

| | | | | | | |
|--|-------------|-------------|----------|----------|-----------|----------|
| | Ad Hoc - 39 | Ad Hoc – 14 | Ad Hoc 0 | Ad Hoc 0 | Ad Hoc 22 | Ad Hoc 0 |
|--|-------------|-------------|----------|----------|-----------|----------|

Fig 85 – Source SASS Nov 2016

6.1.4 Vacancies and Waiting lists

The following Table shows the range of vacancies that have been reported in childminding settings:

| | Caerphilly County | Caerphilly Basin | Lower Sirhowy Valley | Mid Valleys East | Mid Valleys West | Upper Rhymney Valley |
|-----------------------|-------------------|------------------|----------------------|------------------|------------------|----------------------|
| Full Day | 138 | 39 | 25 | 43 | 20 | 37 |
| Half Day a.m. | 43 | 7 | 3 | 18 | 12 | 12 |
| Half Day p.m. | 49 | 17 | 4 | 18 | 10 | 12 |
| Before School | 114 | 38 | 13 | 32 | 14 | 12 |
| After School | 111 | 43 | 20 | 26 | 10 | 9 |
| Wrap | 0 | 4 | 2 | 2 | 6 | 4 |
| Holiday Half day a.m. | 77 | 27 | 28 | No data entered | 4 | 6 |
| Holiday Half day p.m. | 76 | 28 | 28 | No data entered | 4 | 6 |
| | | | | | | |
| | | | | | | |

Fig 86– Source SASS Nov 2016

Childminders reported vacancies according to the places they felt they have available in the different types of service they offer.

Only 3 childminders reported a waiting list, one in the Lower Sirhowy Valley for before and After school provision, one in Mid Valleys East for Full day provision and 2 in the Nelson area who had waiting lists for 6 places each in term time and school holidays.

6.1.5 Number of places filled by children who have special educational needs or who require specialist care due to a disability

The total number of places filled by children with special educational needs across the borough is as follows:

| | Caerphilly County | Caerphilly Basin | Lower Sirhowy Valley | Mid Valleys East | Mid Valleys West | Upper Rhymney Valley |
|---|----------------------|---------------------|----------------------------|------------------------|------------------------|----------------------------|
| Children with Special Educational Needs | 40 | 11 | 6 | 12 | 4 | 9 |
| Range of Additional Needs of children using the service | | | | | | |
| Speech and Language and Communication | 14 | 2 | 1 | 3 | 2 | 2 |
| Specific learning (e.g. dyslexia, ADHD, dyspraxia) | 6 | 4 | 2 | 1 | 0 | 0 |
| Hearing difficulties. | 4 | 1 | 0 | 1 | 0 | 2 |
| Learning difficulties (e.g. global developmental delay) | 6 | 2 | 0 | 1 | 0 | 2 |
| Visual impairment | 3 | 0 | 1 | 0 | 0 | 2 |
| Emotional and behavioural difficulties | 7 | 4 | 1 | 1 | 2 | 0 |
| Physical Medical condition | 2 | 1 | 0 | 0 | 0 | 0 |
| other medical condition | 4 | 3 | 0 | 1 | 2 | 0 |
| | | | | | | |
| | | | | | | |

Fig 87 – Source SASS Nov 2016

Many of these children have been placed into some Childminders through the Assisted Places Scheme or Supported Places Scheme run by the Local Authority.

6.1.6 Number of Welsh language places filled

Of the 108 Childminders, 105 state they deliver through the medium of English, with 24 stating they deliver through both English and Welsh medium. There are no childminders that deliver only through the medium of Welsh.

Of the total number of registered places provided by childminders (744) 129 are available in both English and Welsh. Maximum number of places available is reported to be 186 places. Of the 634 children accessing childcare through a childminder, 114 were using a childminder who delivers through both English and Welsh medium. Of these, 83 are used Full Time, 47 Part time and 10 Ad hoc. There are 91 places available through childminders who use both languages during school holidays (12 childminders in all holidays except Christmas where there are 8 childminders). Across all the school holidays these are used by 316 children.

3 childminders who use both languages offer weekend care in both term time and school holidays and 1 offers overnight care in both term time and school holidays.

2 Childminders in Mid Valleys East who deliver through both languages stated that they had a waiting list – one for full day care and one for holiday care.

6.1.7 Opening times, including the number offering flexible childcare hours and range of session lengths

Childminders offer the most flexible childcare service of all the various childcare types and many report offering a service to suit the individual needs of the families and children that use them. The following table shows the range of opening hours offered by the childminders:

| Range of opening hours including flexible term time and hols | |
|--|---|
| Caerphilly County | <p>Earliest 6.00 a.m. (6 settings)</p> <p>72 opening before 8.00 am in term time, and 64 in holidays</p> <p>22 open after 6.00 p.m. term time and 21 in holidays</p> <p>Latest closing time not including over nights is 9.00 p.m.</p> <p>5 childminders offer over night care</p> <p>13 are open on a Saturday</p> <p>8 are open on a Sunday</p> |
| Caerphilly Basin | <p>Earliest opening 6.00 a.m. (2 settings)</p> <p>Latest closing is 7.00 p.m.</p> <p>18 open before 8.00 a.m. term time, 21 in holidays</p> <p>5 open after 6.00 p.m. term time and 5 in holidays</p> <p>No overnight care</p> <p>3 do weekend care in term and 3 in holidays</p> |
| LSV | <p>Earliest opening is 7.30 a.m.</p> <p>Latest closing is 6.00 p.m.</p> <p>8 open before 8.00 a.m. term time, 4 in holidays</p> <p>2 open after 6.00 p.m. term time and 2 in holidays</p> <p>0 open overnight and 0 weekend in term or holidays</p> |
| MVE | <p>Earliest opening is 6.00 a.m.</p> <p>Latest opening is 6.30 p.m.</p> <p>25 open before 8.00 a.m term time, 21 in holidays</p> <p>8 open after 6.00 p.m. term time and holidays</p> <p>2 open overnight term time and holidays</p> <p>4 open weekend term time and 5 in holidays</p> |
| MVW | <p>Earliest opening is 7.00 a.m.</p> <p>Latest opening is 9.00 p.m. term time or 6.00 p.m. in the holidays</p> <p>10 are open before 8.00 am term time and in holidays</p> <p>4 open after 6.00 p.m. both term time and holidays</p> <p>2 open overnight term time and hols</p> |

| | |
|-----|--|
| | 2 open weekend term time and 2 in hols |
| URV | <p>Earliest opening is 6.30 a.m. to 7.00 p.m. term time</p> <p>Earliest opening is 7.00 am to 5.00 pm holidays</p> <p>6 open before 8.00 a.m. term time, 5 in holidays</p> <p>4 open after 6.00 p.m. term time, 3 in holidays</p> <p>2 open overnight term time and holidays</p> <p>3 open weekends term time and holidays</p> |

Fig 88 – Source SASS Nov 2016

6.1.8 Age range of children

The Chart (Fig 89) shows the numbers of children utilising childminding services in the different age categories during Term time and Holidays across the whole of the borough.

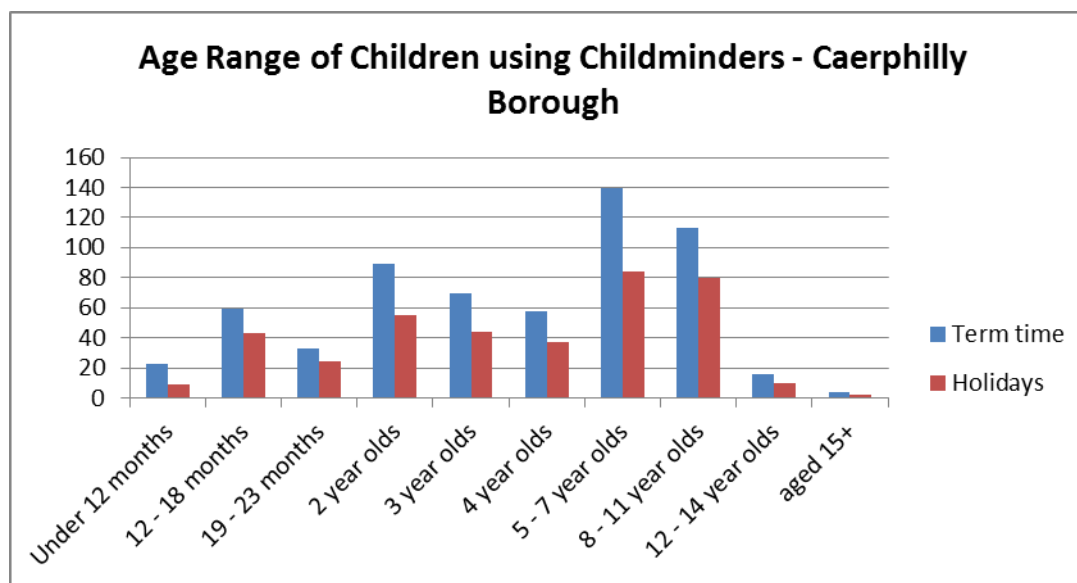


Fig 89 – Source SASS Nov 2016

The Table (Fig 90) shows the range of ages of children that are being cared for by childminders across the borough.

| | Caerphilly Basin | | Lower Sirhowy Valley | | Mid Valleys East | | Mid Valleys West | | Upper Rhymney Valley | |
|--------------------------|------------------|----------|----------------------|----------|------------------|----------|------------------|----------|----------------------|----------|
| | Term time | Holidays | Term time | Holidays | Term time | Holidays | Term time | Holidays | Term time | Holidays |
| Under 12 months | 12 | 4 | 3 | 2 | 6 | 2 | 2 | 4 | 1 | 0 |
| 12 – 18 months | 23 | 14 | 3 | 3 | 21 | 16 | 4 | 2 | 10 | 8 |
| 19 – 23 months | 8 | 4 | 3 | 2 | 15 | 12 | 2 | 8 | 6 | 5 |
| 2 year olds | 37 | 19 | 7 | 3 | 26 | 15 | 8 | 14 | 15 | 14 |
| 3 year olds | 27 | 15 | 7 | 1 | 22 | 16 | 12 | 6 | 8 | 5 |
| 4 year olds | 28 | 16 | 5 | 2 | 17 | 13 | 12 | 26 | 2 | 2 |
| 5 – 7 year olds | 40 | 22 | 21 | 13 | 56 | 30 | 28 | 18 | 7 | 6 |
| 8 – 11 year olds | 35 | 17 | 25 | 19 | 42 | 29 | 8 | 4 | 7 | 6 |
| 12 – 14 year olds | 3 | 3 | 2 | 1 | 8 | 3 | 0 | 0 | 3 | 1 |
| 15 + | 2 | 2 | 0 | 0 | 2 | 0 | 0 | 4 | 0 | 0 |

Fig 90 – Source SASS Nov 2016

6.1.9 Range of charges

Across the borough there are a range of charges for the different services offered by childminders as follows:

Fees have been reported in both hourly rates and sessional costs and an average hourly figure has been calculated at a County Borough Level from the childminders that reported on hourly costs.

| Range of fees | |
|--------------------------|---|
| Caerphilly County | Full day: £2.90 hour - £45.00 /day (£3.80 hour average) Half day: £3.30/hr to £25 /half day (average £3.84 /hr) Before School £2/hr to £10/session (average £5.68/hr) After School £2/hr to £26.30 /session (average 4.76/hr) Wrap around £2/hr to £35/session (average £3.81/hr) Holiday provision half day. £2.00/hr to £30.00 session (average £3.78/hr) |
| Caerphilly Basin | Full day £3.50/hr to £45.00 per day Half day £3.50/hr to £25.00/session Before School £3/hr to £10.00/session After School £3.50/hr to £10.00/session Wrap - £3.50/hr - £35.00/session Holiday £3.50/hr - £30.00 half day session |
| LSV | Full day £3.33/hr to £42.50 per day Half day £3.33/hr to £20.00/session Before School £4.00/hr to £10.00/session After School £4.00/hr to £20.00/session Wrap - £4.00/hr Holiday £4.00/hr |
| MVE | Full day £2.90/hr to £40.00 per day Half day £3.33/hr to £20.00/session Before School £3.63/hr to £10.00/session |

| | |
|------------|--|
| | After School £3.63/hr to £15.00/session Wrap - £4.50/hr - £30.00 session Holiday £4.00/hr - £20.00 half day |
| MVW | Full day £3.50/hr to £35.00 per day Half day £3.50/hr to £25.00/session Before School £2.00/hr to £7.50/session After School £2.00/hr to £12.50/session Wrap - £2.00/hr - £25.00 session Holiday £2.00/hr - £25.00 half day |
| URV | Full day £3.00/hr to £40.00 per day Half day £3.50/hr to £23.00/session Before School £3.50/hr to £10.00/session After School £3.50/hr to £26.50/session Wrap - £3.50/hr - £35.00session Holiday £3.50/hr - £20.00 half day |

Fig 91 – Source SASS Nov 2016

6.1.10 Summary of key strengths and weaknesses

- The spread of childminders is not consistent across the borough with the highest numbers in the Caerphilly Basin and Mid Valleys East areas. These are the areas with high population and employment opportunities.
- However, there are very few childminders in comparison in the Upper Rhymney Valley, Mid Valleys West and Lower Sirhowy Valley areas. This is of particular note as in URV and LSV there is also a lack of Full Day Nurseries offering full day care for families and also in the URV there is a lack of After school provision in the northern end of the area (Rhymney) which is a service that childminders could provide. It should be noted that there is a day nursery just over the border in Blaenau Gwent which can offer after school and full day care provision. The small day nursery that did operate in the Rhymney area has recently closed because of sustainability issues.

- There are no childminders offering overnight care in the Caerphilly Basin.
- There are no childminders registered with Caerphilly County Borough Council to deliver Early Years Education. Childminders are able to offer a complete wrap around service for families resulting in consistent care for the child.
- 6 childminders are registered with the local authority to offer placements for both Social Services and Assisted places.
- Childminder places are well used across the whole borough in term time. However there are plenty of unused places reported. This is only a snapshot in time of usage and places may not be available where and when parents want them. Feedback from parents in the parent questionnaire suggested that some childminders are busier than others and finding availability in some childminders was difficult.
- There were vacancies reported in all areas. However, parental choice for particular childminders is a very important factor for parents when choosing childcare, so even though there may be spaces at another childminder close by, this may not suit the parent's choice.
- Childminders are often a preferred option for parents with children with additional needs as the childminder can offer smaller groups and a consistent service across the age ranges. They can also offer a more flexible service to cater for the child's medical appointments, etc.
- There are no Welsh-only childminders. 24 deliver through the medium of English and Welsh (111pprox.. 20%).
- Three childminders offer weekend care and 1 offers overnight care.
- Childminders can offer the most flexible childcare service and often offer bespoke childcare packages to meet the needs of working families. Many open at 6.00 a.m.
- The charges vary across the range of services with before and after school care being the most expensive by hourly rate. Some charge a retaining fee in the summer holidays which some families find difficult to afford.

6.2 Full Day Care

6.2.1. Analysis of Supply of Childcare Provision

There are 19 Full Day Care Providers across the county borough, 7 in the Caerphilly Basin (CB), 2 in the Lower Sirhowy Valley (LSV), 5 in Mid Valleys East (MVE), 4 in Mid Valleys West (MVW) and 1 in the Upper Rhymney Valley (URV). One of these operates term time only as it is associated with the local Further Education College, Coleg y Cymoedd located centrally in Ystrad Mynach, in MVW. These figures include 2 providers registered as Full Day Care, full day nursery (both in CB), but who offer a variety of sessional care sessions throughout the day and so only offer childcare for children aged 2 years and over. All other day nurseries offer places for children aged from 0 to a maximum of 14 year olds.

In the past year, 2 day nurseries have closed (one in URV and one in MVE), both for sustainability issues. However, 2 new day nurseries have been developed (not currently listed) and are due to open in the Autumn Term 2016, one in MVW and one in MVE.

It should be noted that there are 3 new day nurseries that have opened in the past year which are showing higher levels of vacancies as they build up numbers and also do not declare past holiday usage as they do not have past data to declare. Details are shown in the individual geographic regions below.

Of the 19 Day nurseries, there are no Welsh language nurseries. However, there are only 2 that state they only offer childcare through the English language with the remainder stating they offer childcare through both English with Welsh.

In addition, there are 11 providers who are registered as Full Day Care, that do not offer full day nursery but do offer a variety of mixed sessional provisions throughout the day according to the age of the child catering from the ages of 2 to 11 years of age. The length of provision a child could access would be dictated by each individual settings Statement of Purpose. Although these

settings offer care throughout the day, we do not consider them as Full Day Nurseries as they do not provide continuous care for children, rather a range of sessional provisions.

Of these 11 mixed sessional provisions, 7 are English medium and 4 are Welsh medium provisions. 2 of the English providers indicated they also use some level of Welsh in the setting.

6.2.2 Range of services provided

Of the 19 Day Nurseries, there are 14 that offer Before School, After School and Holiday provision, 15 that offer Wrap around and morning and afternoon provision, one that offers playgroup morning and afternoon and 8 that offer lunch time provision. None offer crèche provision. Two day nurseries (both in CB) offer both Flying Start places and Early Years Education places.

The range of services offered by the Full Day Care providers is outlined in the table (Fig 92) below:

| | Full Day Nurseries (all English) | Mixed Sessional English | Mixed Sessional Welsh |
|----------------------------------|---|--------------------------------|------------------------------|
| Full Day Nursery | 19 | 0 | 0 |
| ½ day morning full care | 15 | 1 | 0 |
| ½ day afternoon full care | 15 | 0 | 0 |
| Before School Provision | 14 | 1 | 2 |
| After School Provision | 14 | 3 | 3 |
| Wrap Around | 15 | 7 | 4 |
| Playgroup morning | 1 | 3 | 0 |
| Playgroup Afternoon | 1 | 2 | 0 |
| Holidays | 14 | 1 | 2 |
| Lunch | 8 | 2 | 1 |
| | | | |

Fig 92 – Source SASS Nov 2016

6.2.3 Number and type of child places filled (full time, part time, ad-hoc)

Caerphilly County Borough

Full Day Nursery

In total across Caerphilly county borough there are 977 registered childcare places available in Full Day Nurseries being used by 1,359 children.

Of these, in **Term Time**:

- there are a maximum of 720 places available for Full Day Care of which 120 are used full time, 344 use part time and 55 ad hoc (NB this does not include one day nursery in CB who misunderstood the question and calculated incorrectly)
- there are a maximum of 287 available for half day am, of which 82 are used full time, 142 part time and 11 ad hoc
- there are a maximum of 305 available for half day pm, of which 56 are used full time, 56 part time and 7 ad hoc
- there are a maximum of 128 available for before school, of which 23 are used full time, 27 part time and 2 ad hoc (not including the day nursery who miscalculated).
- there are a maximum of 139 available for after school, of which 41 are used full time, 41 part time and 5 ad hoc (not including the day nursery who miscalculated).
- there are a maximum of 106 available for wrap, of which 19 are used full time, 23 part time and 0 ad hoc (not including the day nursery who miscalculated).
- there are a maximum of 24 available for lunch, data was not supplied for usage.

*The table (Fig 93) to the right shows registered places and numbers of places used as a mixture of full time, part time and ad hoc across all services offered in **Full Day Nurseries** across the county borough*

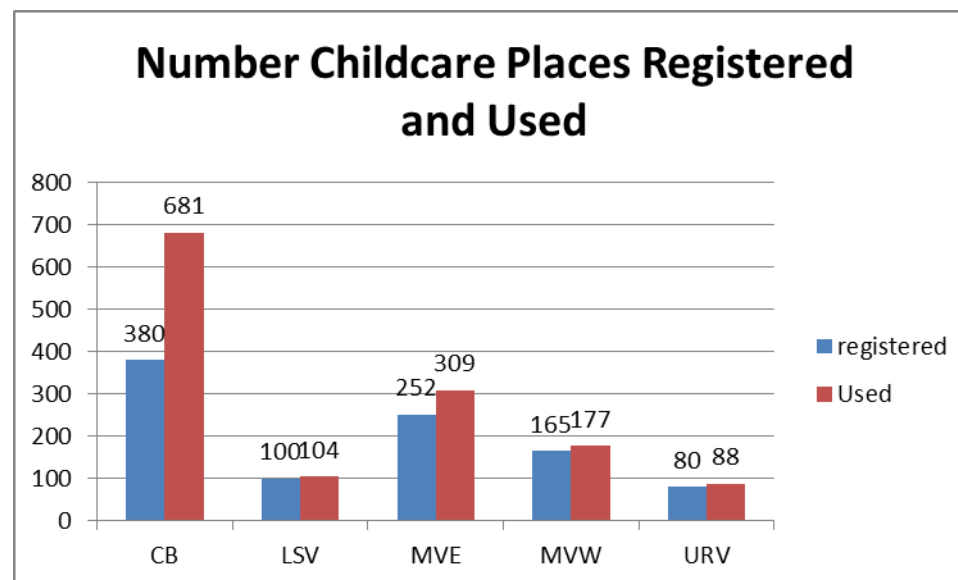


Fig 93 – Source SASS Nov2016

CB – 380 registered places being used by 681 children
LSV - 100 registered places being used by 104 children
MVE - 252 registered places being used by 309 children
MVW - 165 registered places being used by 177 children
URV - 80 registered places being used by 88 children

During **Holiday Times** there were there are a maximum of 665 registered childcare places available in the full day nurseries. The trend being reported across the borough is that the vast majority of children attend holiday provision in part time patterns, e.g. full timers in the summer holidays is 42 with 385 children attending part time and 44 ad hoc.

Mixed Sessional Care

In the Mixed Sessional Care providers there are an additional 316 registered places (192 English medium and 123 Welsh medium), being used by 508 children (316 English medium and 192 Welsh medium).

Of these, the maximum number of places available per service type is as follows:

- ½ day am-7 Welsh medium
- ½ day p.m.-7 Welsh medium
- Before school- 16 English medium, 74 Welsh medium
- After school- 47 English medium, 96 Welsh medium
- Wrap- 113 English medium, 107 Welsh medium
- Play group a.m. – 41 English medium
- Playgroup p.m. – 12 English medium
- Lunch - 16 English medium

The profile of usage of these places will be highlighted in the geographic breakdowns below.

Caerphilly Basin

Day Nursery

In total there are a maximum of 380 registered childcare places available in the 7 Day Nurseries being used by 681 children.

Of these, in **Term Time**:

- there are a maximum of 285 places available for Full Day Care of which 117 are used full time, 95 use part time and 41 ad hoc (NB this does not include one day nursery who misunderstood the question and calculated incorrectly).

Unfortunately there were many omissions in data for this geographic area and so figures cannot be recorded accurately for the services provided during term time.

During **Holiday times** there were a maximum of 252 places available in the full day nurseries. The trend recorded however, shows that the vast majority of children attend only part time (186 children) rather than full time (only 12 children).

Mixed Sessional Provision

There are 5 Mixed Sessional Provisions in the Caerphilly Basin area in addition to the 2 included in the Full day Nursery data. Of these, 3 are English medium and 2 are Welsh medium. The 2 Welsh medium settings are located on or adjacent to the 2 Welsh medium primary school sites. One setting is partly located in the newly opened Welsh medium Integrated Children's Centre in Caerphilly town and offers its services from here. The Integrated Centre also offers Welsh medium Flying Start provision (to open Spring 2017) and a crèche (unregistered) facility.

In total there are a maximum of 144 registered Places (72 English Medium and 72 Welsh medium) being used by 227 children (112 E and 115 W). The maximum number of places available by type of service and their usage is shown below (Fig 94):

| | Maximum available | | Used Full Time | | Used Part time | |
|-----------------|-------------------|--------------|----------------|--------------|----------------|--------------|
| | English Medium | Welsh medium | English Medium | Welsh medium | English Medium | Welsh medium |
| ½ day Morning | | 7 | | No data | | No data |
| ½ day afternoon | | 7 | | No data | | No data |
| Before School | 0 | 50 | | 41 | | 12 |
| After School | 15 | 72 | 11 | 48 | 48 | 39 |
| Wrap | 32 | 64 | 22 | 50 | 31 | 14 |
| Holidays | | 40 | | 8 (Summer) | | 17 (Summer) |

Lower Sirhowy Valley

Full Day Nursery

In total there are a maximum of 100 registered childcare places available in the 2 Day Nurseries, being used by 104 children.

Of these, in **Term Time**:

- there are a maximum of 64 places available for Full Day Care of which 4 are used full time, 37 use part time and 3 ad hoc
- Unfortunately there were many omissions in data for this geographic area and so figures cannot be recorded accurately for the services provided during term time.

During Holiday times there were a maximum of 92 places available in the full day nurseries. Again the usage was not recorded accurately by many settings and the data supplied is misleading. The trend recorded however, shows that the vast majority of children attend only part time (47 children) rather than full time (only 3 children).

Mixed Sessional Provision

There is 1 English Medium provider offering Mixed Sessional Provision in this area, registered for 40 places being used by 24 children. This is a wrap around service and is located on a school site. 10 children used full time places, 10 use part time places and 4 use the service ad hoc. This service only operates during term time.

Mid Valleys East

Full Day Nursery

In total across Mid Valleys East, there are 252 registered childcare places available in the 5 day nurseries, being used by 309 children.

Of these, in **Term Time**:

- there are a maximum of 171 places available for Full Day Care of which 23 are used full time, 97 use part time and 6 ad hoc
- there are a maximum of 113 available for half day am, of which 7 are used full time, 42 part time and 8 ad hoc
- there are a maximum of 114 available for half day pm, of which 0 are used full time, 19 part time and 6 ad hoc
- there are a maximum of 71 available for before school, of which 3 are used full time, 0 part time and 1 ad hoc
- there are a maximum of 77 available for after school, of which 8 are used full time, 9 part time and 4 ad hoc

- there are a maximum of 72 available for wrap, of which 10 are used full time, 0 part time and 0 ad hoc
- there are a maximum of 24 available for lunch, data was not supplied for usage.

During **Holiday Times** there were there are a maximum of 123 registered childcare places available in the full day nurseries. The trend being reported is the same as across the borough in that the vast majority of children attend holiday provision in part time patterns, e.g. full timers in the summer holidays is 13 with 51 children attending part time and 12 ad hoc.

Mixed Sessional Provision

There are 2 providers offering a variety of sessional services in this area, one English medium and one Welsh medium for children aged between 2 and 11 years old. They are registered for 56 places (24 E and 32 W), which are being used by 109 children (60 E and 49 W).

The maximum number of places available by type of service and their usage is shown below (Fig 95):

| | Maximum available | | Used Full Time | | Used Part time | |
|---------------------|-------------------|--------------|----------------|--------------|----------------|--------------|
| | English Medium | Welsh medium | English Medium | Welsh medium | English Medium | Welsh medium |
| Morning Playgroup | 5 (?)* | 0 | 36 | | | |
| Afternoon Playgroup | 12 | 0 | | | | |
| Before School | | 24 | | 13 | | 15 |
| After School | | 24 | | 12 | | 16 |
| Wrap | | 24 | | 9 | | 8 |
| Holidays | 5 (?)* | | 72 | | | |

Fig 95 – Source SASS November 2016

**it is believed that the provider has indicated here the number of vacancies that were available rather than number of places.*

Mid Valleys West

Full Day Nursery

In total across Mid Valleys West, there are 165 registered childcare places available in the 4 day nurseries, being used by 177 children.

Of these, in **Term Time**:

- there are a maximum of 120 places available for Full Day Care of which 10 are used full time, 77 use part time and 4 ad hoc
- there are a maximum of 83 available for half day am, of which 0 are used full time, 20 part time and 1 ad hoc
- there are a maximum of 84 available for half day pm, of which 0 are used full time, 10 part time and 1 ad hoc
- there are a maximum of 25 available for before school, of which 1 are used full time, 18 part time and 1 ad hoc
- there are a maximum of 24 available for after school, of which 6 are used full time, 27 part time and 1 ad hoc
- there are a maximum of 24 available for wrap, of which 5 are used full time, 7 part time and 0 ad hoc
- there are a maximum of 24 available for lunch, only 1 of which was used part time.

During **Holiday Times** there were there are a maximum of 118 registered childcare places available in the full day nurseries. The trend being reported is the same as across the borough in that the vast majority of children attend holiday provision in part time patterns, e.g. full timers in the summer holidays is 6 with 60 children attending part time and 7 ad hoc.

Mixed Sessional Provision

There are 2 providers that offer mixed sessional provision in this area, 1 English medium and 1 Welsh Medium, registered for 35 places (16 E and 19 W), being used by 83 children (55E and 28W) between the ages of 2 and 12.

The maximum number of places available by type of service and their usage is shown below (Fig 96):

| | Maximum available | | Used Full Time | | Used Part time | |
|---------------------|-------------------|--------------|----------------|--------------|----------------|--------------|
| | English Medium | Welsh medium | English Medium | Welsh medium | English Medium | Welsh medium |
| Morning Playgroup | 16 | | No data | | No data | |
| Afternoon Playgroup | 16 | | 2 | | 33 | |

| | | | | | | |
|---------------|----|----|---------|----|---------------|---|
| Before School | 16 | | 1 | | 8 + 2 ad hoc | |
| After School | 16 | | 3 | | 17 + 1 ad hoc | |
| Wrap | 16 | 19 | 1 | 10 | 11 + 1 ad hoc | 9 |
| Lunch | 16 | | No data | | | |

Fig 96 – Source SASS November 2016

Upper Rhymney Valley

Full Day Nursery

In total across the Upper Rhymney Valley, there are 80 registered childcare places available in the 1 day nursery, being used by 88 children.

Of these, in **Term Time**:

- there are a maximum of 80 places available for Full Day Care of which 9 are used full time, 38 used part time and 1 ad hoc
- there are a maximum of 3 available for half day am, data was not supplied for usage.
- there are a maximum of 3 available for half day pm, data was not supplied for usage.
- there are a maximum of 14 available for before school, data was not supplied for usage.
- there are a maximum of 21 available for after school, data was not supplied for usage.
- there are a maximum of 0 available for wrap, data was not supplied for usage.
- there are a maximum of 0 available for lunch, data was not supplied for usage.

During **Holiday Times** there were there are a maximum of 80 registered childcare places available in the full day nursery. The trend being reported is the same as across the borough in that the vast majority of children attend holiday provision in part time patterns, e.g. full timers in the summer holidays is 8 with 20 children attending part time and 0 ad hoc.

Mixed Sessional Provision

There is one English medium provider in this area registered for 40 places which are being used by 65 children. This provider offers after school, wrap around and a play group (except Mondays). It is located in the local primary school and forms part of the original Integrated Children's Centre for the area.

- There are 20 places available for the morning playgroup, which are used by 35 children (Mix of Full time and part time – the provider did not specify).
- There are 16 places available for After School provision, which are used by 35 children (Mix of Full time and part time – the provider did not specify).
- There are 25 places available for Wrap around, which are used by 101 children (Mix of Full time and part time – the provider did not specify).
- **Age range of children**

Full Day Nursery

The profile of children across the County Borough who access childcare in day nurseries is highlighted in the following graph (Fig 98) Showing term time in blue and school holidays in red. The table below shows the profile of the age ranges of children attending Day Nursery provision across the geographic areas.

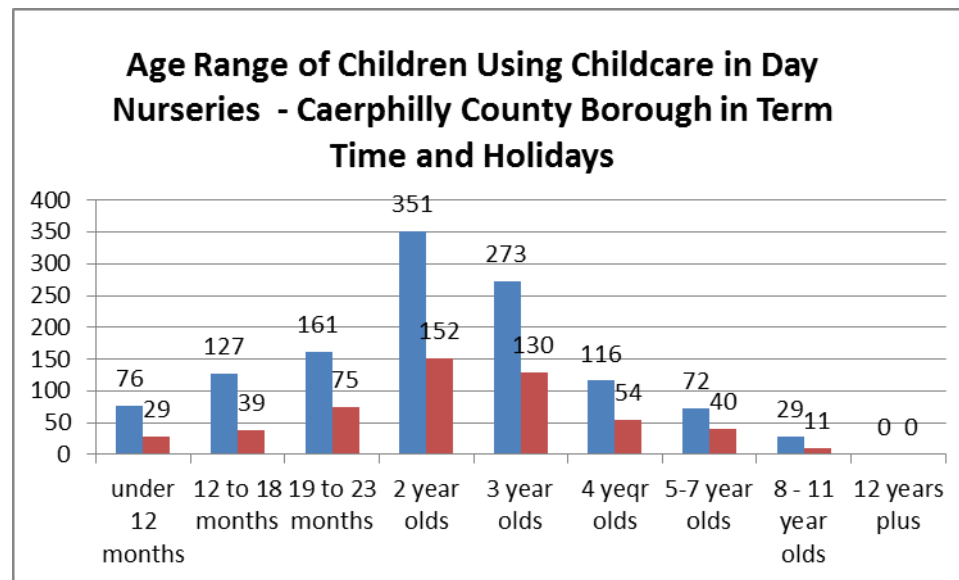


Fig 98– Source SASS November 2016

| | Caerphilly Basin | | Lower Sirhowy Valley | | Mid Valleys East | | Mid Valleys West | | Upper Rhymney Valley | |
|------------------------|------------------|----------|----------------------|----------|------------------|----------|------------------|----------|----------------------|----------|
| | Term time | Holidays | Term time | Holidays | Term time | Holidays | Term time | Holidays | Term time | Holidays |
| Under 12 months | 30 | 13 | 10 | No data | 23 | 5 | 11 | 8 | 2 | 2 |
| 12 – 18 | 56 | 22 | 13 | No data | 37 | 8 | 11 | 7 | 10 | 2 |

| months | | | | | | | | | | |
|--------------------------|-----|-----|----|---------|----|---|----|----|----|---|
| 19 – 23 months | 89 | 58 | 4 | No data | 43 | 2 | 25 | 14 | 0 | 1 |
| 2 year olds | 214 | 113 | 21 | No data | 70 | 6 | 46 | 30 | 0 | 3 |
| 3 year olds | 162 | 90 | 20 | No data | 40 | 7 | 37 | 26 | 14 | 7 |
| 4 year olds | 68 | 31 | 13 | No data | 11 | 9 | 18 | 7 | 6 | 7 |
| 5 – 7 year olds | 17 | 20 | 6 | No data | 20 | 7 | 13 | 7 | 16 | 6 |
| 8 – 11 year olds | 11 | 5 | 0 | No data | 0 | 0 | 18 | 6 | 0 | 0 |
| 12 – 14 year olds | 0 | 0 | 0 | No data | 0 | 0 | 0 | 0 | 0 | 0 |
| 15 + | 0 | 0 | 0 | No data | 0 | 0 | 0 | 0 | 0 | 0 |

Fig 99 – Source SASS November 2016

Mixed Sessional Provision

These settings are not offering Full Day Nursery and are only registered for children from aged 2 upwards. Depending on the services offered by each provider as defined in their Statement of Purpose, settings are registered for the ages they provide childcare for, for example a setting only providing wrap around care will only be registered to provide care for 3 – 4 year olds, whereas another setting that provides a mixture of playgroup, wrap and after school provision may be registered for children from age 2 up to 12 years old.

The following table (Fig 100) shows a profile of the ages of children that are currently being cared for both in English (E) and Welsh (W) medium mixed provision settings.

| | Caerphilly Basin | | Lower Sirhowy Valley | | Mid Valleys East | | Mid Valleys West | | Upper Rhymney Valley | |
|--------------------|-------------------------|----------|-----------------------------|----------|-------------------------|----------|-------------------------|----------|-----------------------------|----------|
| | Term time* | Holidays | Term time | Holidays | Term time | Holidays | Term time | Holidays | Term time | Holidays |
| 2 year olds | 0 | 0 | 0 | 0 | 28E | 28E | 18E | 0 | 9E | 0 |

| | | | | | | | | | | |
|--------------------------|---------|-----|-----|---|--------|-----|--------|---|-----|---|
| 3 year olds | 32E 4W | 0 | 6E | 0 | 25E 1W | 25E | 17E 2W | 0 | 16E | 0 |
| 4 year olds | 25E 30W | 10W | 18E | 0 | 4E 20W | 4E | 26W | 0 | 19E | 0 |
| 5 – 7 year olds | 26E 16W | 13W | 0 | 0 | 15W | 0 | 11E | 0 | 6E | 0 |
| 8 – 11 year olds | 29E 17W | 19W | 0 | 0 | 13W | 0 | 9E | 0 | 15E | 0 |
| 12 – 14 year olds | 0 | 0 | 0 | 0 | 0 | 0 | 0 | 0 | 0 | 0 |
| 15 + | 0 | 0 | 0 | 0 | 0 | 0 | 0 | 0 | 0 | 0 |

Fig 100 – Source SASS November 2016

**1 Welsh medium setting did not complete age profile for children attending term time nor holidays*

6.2.4 Vacancies and Waiting lists

Providers were asked to give an indication of the number of **vacancies** that they had available. Figures shown below are for the variety of services offered within the childcare setting. Figures for full day provision have been included however, some nurseries calculated vacancies by the day and others by the week and one had high levels of vacancies as they had just closed for the summer holidays. One nursery did not declare any vacancies. A full day vacancy in a Full Day nursery could be turned into a variety of vacancies depending on the requirements of the child using the place.

Although the SASS guidance asked settings to calculate vacancies in a particular way, i.e. by the week, (1 vacancy over 5 days is = to 5 vacancies) many calculated by the day (1 vacancy over 5 days is + 1 vacancy). Therefore this should be taken into consideration when considering the data.

| | Caerphilly County | | Caerphilly Basin | | Lower Sirhowy Valley | | Mid Valleys East | | Mid Valleys West | | Upper Rhymney Valley | |
|---------------|--------------------------|------------------------|-------------------------|------------------------|-----------------------------|------------------------|-------------------------|------------------------|-------------------------|------------------------|-----------------------------|------------------------|
| | Full Day Nursery | Mixed Provision | Full Day Nursery | Mixed Provision | Full Day Nursery | Mixed Provision | Full Day Nursery | Mixed Provision | Full Day Nursery | Mixed Provision | Full Day Nursery | Mixed Provision |
| Half Day a.m. | 96 | | 28 | | 2 | | 38 | | 8 | | 20 | |

| | | | | | | | | | | | | |
|-------------------------------|---------|---------|---------|---------|---------|---------|---------|---------|---------|---------|---------|---------|
| Half Day p.m. | 169 | | 87 | | 9 | | 52 | | 11 | | 10 | |
| Before School | 40 | | 3 | | 0 | | 37 | | 0 | 56E | | |
| After School | 34 | | 2 | 19E | 0 | | 30 | | 0 | 15E | 2 | 20E |
| Wrap | 30 | | 0 | 17E 7W | 0 | 16E | 16 | 12E | 0 | 4E 4W | 14 | 6E |
| Holiday | 60 | | 0 | 1W | 0 | | 16 | | 16 | | 24 | |
| Full Day | 299 | | 50 | | 43 | | 137 | | 43 * | | 26 | |
| Playgroup/Cylch Meithrin a.m. | | 70 | | | | | | 43E | | 4E | | 23E |
| Playgroup/Cylch Meithrin p.m. | | 87 | | | | | | 55E | | 32E | | |
| lunch | No data | No data | No data | No data | No data | No data | No data | No data | No data | No data | No data | No data |

Fig 101

**these vacancies were in the college nursery which had already closed for the summer holidays. The same setting also reported similar numbers on their waiting list for the autumn term.*

Only 3 Full Day Nurseries were reporting they had waiting lists in the term time which included the Day Nursery provision at the local FE College in Ystrad Mynach (MVW). No waiting lists reported for school holidays.

In general, there are more vacancies reported in the English medium mixed provision than in the Welsh medium provision.

Only one Mixed Sessional care provider (Welsh medium) stated they had a waiting list with 12 on the list for the Summer term, 8 for the Autumn term and 10 for the Spring term.

6.2.4 Number of places filled by children who have special educational needs or who require specialist care due to a disability

Across the borough there are 33 children accessing childcare places in Full Day Nurseries who have special educational needs or who require specialist care due to a disability. The majority of these have Speech and language and communication difficulties (8), 2 have Specific learning (e.g. dyslexia, ADHD, dyspraxia), 4 have Hearing difficulties, 3 have Learning difficulties (e.g. global developmental delay), 1 has visual impairment, 4 have Emotional and behavioural difficulties, 1 has a Physical Medical condition, and one has other medical condition. Many of these children have been placed into these day nurseries through the Assisted Places Scheme or Supported Places Scheme run by the Local Authority.

In CB there are 12 children accessing childcare places in day nurseries who have special educational needs or who require specialist care due to a disability, in LSV there is 1 child, in MVE there are 12 children, in MVW there are 2 children and in URV there are 6 children.

In Mixed Sessional Provision, there were 8 children who had a special educational needs or who required specialist care due to a disability. All were attending English medium settings. It should be noted that there are only 2 Welsh medium settings registered with the Local Authority to deliver Assisted or Supported Places. Of the 8 children placed in these settings, 7 had speech, language and communication difficulties and 5 had specific learning difficulties.

6.2.5 Number of Welsh language places filled

There are no Full Day Nurseries offering only Welsh language or bilingual provision. The profile of Welsh language places filled can be seen in the table (Fig 101) above.

6.2.6 Opening times, including the number offering flexible childcare hours

During term time the range of opening times of Full Day Nurseries varies across the borough with the earliest opening at 7 a.m. (4 settings) with one opening at 7.15 a.m. In total there are 13 Full Day Nurseries that open before 8 a.m. and 5 open at 8 a.m. or later. All day nursery settings close at 6 p.m. except one (in MVE) which closes at 6.30. The 2 settings that offer a variety of sessional care rather than full day nursery both open prior to 8 a.m. but close earlier, one at 3 p.m. and one at 17.20. All settings covered inset days.

No Day Nurseries offer over night or weekend care.

In the Mixed Sessional Provision, the settings tend to open at a variety of times to suit the service they are providing. Details of both Full Day Nursery and Mixed Sessional provision are in the table (Fig 102) below:

| Full day Care: Range of opening hours including flexible term time and holidays: | |
|---|---|
| Caerphilly County Full Day Nursery | Term Time: Earliest open is 7 am (3 settings) 1 setting opens 7.15 total of 12 open before 8 a.m 5 open at 8 a.m. or later. All settings close at 6 (except 2 who are sessional care settings) one at 6.30. 3 settings did not disclose opening times. Holiday Time: 12 open before 8 am , 1 after 6 p.m. 2 settings do not operate in the school holidays (17 do) No overnight or weekend care |
| Caerphilly County Mixed provision | |
| Caerphilly Basin Full Day Nursery | Term time – earliest opening is 7 am with 5 settings opening before 8 a.m. 5 settings close at 6 p.m. the other 2 are sessional and finish earlier. 5 Day Nurseries operate through school holidays with the same opening hours No overnight or weekend care |
| Caerphilly Basin Mixed provision | Only 2 settings completed – earliest opening times given in term time 8.30 and closed at 6 – running 3 sessions (W). Other setting opened 11.45 and closed at 6 p.m. (E) Holidays – 8.30 – 17.00 (all hols except Xmas) No setting covered inset days. No overnight or weekend care |
| LSV | Term time – and Holidays – Penrhiw did not give opening times ...Upsadaisy open at 7.30 til 18.00 No overnight or weekend care |

| | |
|-------------------------|---|
| Full Day Nursery | |
| LSV Mixed provision | The one setting only offers wrap around care and opens 11.45 – 15.10 No setting covered inset days. No overnight or weekend care or holiday care. |
| MVE Full Day Nursery | Term Time Earliest opening is 7 a.m with latest closing at 18.30 (one setting did not declare). Same in holidays (2 new settings did not declare but they do operate in the holidays) No overnight or weekend care |
| MVE Mixed provision | Earliest opening 8.00 is in a Welsh Setting offering before school provision and then opens again in afternoon for wrap and after school English setting opens at 9.00 and offers a range of sessions until 2.00 Holidays (E) Summer (5 weeks) and Easter (1 week) only - 9.00 – 11.00 and 12.00 til 14.00 No setting covered inset days. No overnight or weekend care |
| MVW Full Day Nursery | Term Time – earliest opening is 7.00 with latest closing at 6.00, Holidays – same as term time. One day nursery (at the college does not open in holidays) No overnight or weekend care |
| MVW Mixed provision | No Data entered although they did note that they cover inset days |
| URV Full Day Nursery | Term time – open at 7 a.m. close at 6 pm. In holidays opens at 7.30. No overnight or weekend care |
| URV Mixed provision | Morning playgroup (not Mondays) 9.00 – 11.30 a.m. Wrap 12.00 – 15.00 After School 15.10 17.30 p.m. No setting covered inset days. No overnight or weekend care or holiday care. |

Fig 102

6.2.7 Range of session lengths

There is a wide range of session lengths across the day and across the county borough with Day Nurseries able to offer flexible packages to parents to suit families individual needs. The session lengths in Mixed Sessional care are less flexible and operate to fixed opening times as specified in their Statement of Purpose. Details are highlighted in the table (Fig 102) above.

6.2.8 Range of charges

Across the county Borough there are a range of childcare fees reported as follows:

Full Day Nursery

- Before School from £1.00/hr to £19/session;
- After School from £1.00/hr to £24/session
- Wrap – from £3 hr to £30 / session
- Lunch from £1.75/hr to £7.50 /session
- Full Day nursery – from £3.25 hr to £40/session
- Half Day am – from £2/hr to £26/session
- Half day p.m. from £2/hr to £24/session
- Holidays from £2 /hr to £22/half day session.

Mixed Sessional Provision

Before School - £2.50/hr to £2.88/hr

After School - £2.40 to £8 session

Wrap Around - £2.75 to £11.00 a session

Playgroup - £2.50 hr to £6.00 a session

Lunch - £2.50 hr

Holiday - £2.35 - £2.50/hr

6.2.9 Summary of key strengths and weaknesses

- There is a good range of Day Nursery provision offering a wide range of services that are flexible to meet parents' childcare needs. Some areas have a greater number of places offered such as Caerphilly Basin. No Day nursery is at full capacity with the majority indicating a number of vacancies.
- There are 15 full day nurseries who offer childcare for children aged from 0. In addition there are 13 that offer a full range of services for children aged from 2 or 3 years.
- There are no Welsh-only full day nurseries, but there are 4 providers who offer full day care services in the medium of Welsh. Therefore there are no childcare providers who offer full day care through the medium of Welsh for children aged 0 – 2.
- 2 Full Day nurseries in the Caerphilly Basin offer Early Years Education places and one offers Flying Start places, thereby offering a full wrap around service.
- 2 day nurseries have recently closed and one has self-suspended pending closure. There are 2 new day nurseries in development (one due to open in Autumn 2016 and the other in Spring 2017).
- The range of services offered is the greatest across the borough and the number of places is also the largest of all childcare types.
- Full time usage of places is far greater in term time with numbers dropping to part time usage in school holidays.
- With regard to Welsh medium provision, the 4 settings that are registered as Full Day Care should be considered alongside the Welsh medium sessional care and out of school care to give a true and full picture.
- In Mid valleys East there is a playgroup that offers services through the spring and summer holidays and reports high take up.
- The full day nursery in Upper Rhymney Valley is not staffed to full capacity. It is located in the southern end of the geographical area and parents who work in the north end of the area would not travel to access childcare here. It is likely that parents who work in Tredegar and Merthyr from the north end would utilise childcare either in the Rhymney area or in a neighbouring authority.

- Day nurseries offering provision for 364 children below the age of 2 years in term time (143 in school holidays). Compared to childminders, (119 under 2 years in term time and 96 in holidays), day nurseries offer the greatest amount of childcare for this age group.
- Many settings have reported vacancies; however, the exact number is unclear as some have calculated by the day, others by the week and others by the service.
- Offer a full day of childcare which suits many working parents as 13 offer early morning care before 8.00 a.m.
- With all day nurseries offering places for children up to the age of 12, with one reporting that they take children up to the age of 14, and the drop in numbers of childcare take up during the school holiday periods, it is likely that there is sufficient places for children in day nursery provision and that there will be capacity in these settings to support the holiday element of the free childcare offer when it is rolled out over the years leading up to 2020.

6.3 Sessional Day Care

6.3.1 Analysis of Supply of Childcare Provision

Sessional Day Care includes childcare services that offer Play group or Cylch Meithrin, wrap around provision or a mixture of both. Playgroup/Cylch Meithrin or wrap around services can also be offered within settings that are registered with CSSIW as Full Day Care if they are a setting that offers a variety of sessional provisions (including out of school provision) within a day that operates for more than 4 hours. In Caerphilly there are 11 providers that are registered as such offering Mixed Sessional provision and have been included in the Full Day Care section above.

6.3.2 Range of services provided

Across the county borough there are 55 settings registered with CSSIW as Sessional provision. 47 settings completed the SASS data on line and an additional 8 were contacted by phone to complete the picture of sessional care for Caerphilly. Within these settings there are:

- 35 settings that offer full day provision, i.e. they operate sessions both morning and afternoon,
- 14 that offer wrap around provision,
- 41 that offer morning playgroup/Cylch Meithrin and
- 28 that offer afternoon playgroup/Cylch Meithrin.

A breakdown can be seen in the table (Fig 103) below.

33 of the settings are funded to offer Flying Start provision (2 are yet to become eligible to deliver as they do not currently meet the Flying Start criteria), of which 21* are Flying Start only providers maintained by the local authority and as such do not offer childcare to children who are not eligible under Flying Start. Of the Flying Start settings, 27 are English medium, 8 are Welsh and 1 offers provision through both languages equally. Further details about Flying Start can be found in Chapter 8, below.

Within all Sessional Care services there are 1,180 registered childcare places. The actual maximum number available, as recorded in the SASS data is 1,358, (i.e. some settings are open for more than one session, or they may only staff the session for less numbers than they are actually registered for, however, some settings did not complete this section, so the figure is likely to be higher).

9 non maintained childcare settings are registered with the local authority to deliver Early Years Education, Foundation Phase. Of these, 3 are English medium and 7 are Welsh medium. Further details about Early years Education can be found in Chapter 8, below.

**One setting has dual registration as they are required to operate out of 2 settings during the week.*

Fig 103 - Range of Services Provided by Geographic Area and Language

| | Caerphilly County | | | Caerphilly Basin | | Lower Sirhowy Valley | | Mid Valleys East | | Mid Valleys West | | Upper Rhymney valley | |
|--|-------------------|-------|------|------------------|-------|--------------------------------------|-------|------------------|-------|------------------|-------|----------------------|-------|
| | English | Welsh | Both | English | Welsh | English | Welsh | English | Welsh | English | Welsh | English | Welsh |
| Total providers Sessional care | 38 | 16 | 1 | 12 | 3 | 2 | 3 | 10 | 3 | 6 | 3 | 8 | 4 |
| | | | | | | 1 both | | | | | | | |
| Full Day Provision (a.m. and p.m.) | 26 | 8 | 1 | 9 | 1 | 2 | 2 | 4 | 2 | 3 | 2 | 8 | 1 |
| | | | | | | 1Both | | | | | | | |
| Morning Playgroup/Cylch Meithrin | 27 | 13 | 1 | 9 | 3 | 1 | 2 | 6 | 3 | 3 | 3 | 8 | 3 |
| | | | | | | 1 both | | | | | | | |
| Afternoon Playgroup/Cylch Meithrin | 22 | 6W | 1 | 4 | 1 | 1 | 1 | 7 | 3 | 6 | 1 | 4 | 1 |
| | | | | | | 1 both (but not currently operating) | | | | | | | |

| | | | | | | | | | | | | | |
|---|----|---|---|---|---|----------|---|---|---|---|---|---|---|
| | | | | | | in p.m.) | | | | | | | |
| Wrap | 11 | 4 | 0 | 3 | 1 | 1 | 1 | 3 | 0 | 2 | 0 | 2 | 3 |
| Flying Start | 27 | 5 | 1 | 8 | 1 | 1 | 1 | 8 | 1 | 4 | 1 | 6 | 2 |
| | | | | | | 1 both | | | | | | | |
| Early Years Education | 3 | 6 | 0 | 1 | 1 | 0 | 1 | 1 | 3 | 1 | 2 | 0 | 0 |
| Mixed Provision (Full Day Sessional Care) | 8 | 3 | 0 | 3 | 2 | 1 | 0 | 1 | 1 | 2 | 1 | 1 | 0 |
| Holidays | 1 | 0 | 0 | 0 | 0 | 0 | 0 | 0 | 0 | 1 | 0 | 0 | 0 |

In addition there are 2 providers who offer sessional care who are not registered with CSSIW as they operate for less than 2 hours a day and are therefore excepted provision, (outside of regulations). One is a Welsh medium Cylch Meithrin operating in the Lower Sirhowy Valley area offering 16 places to 2 – 3 year olds in the afternoon on a Monday, Tuesday and Thursday. Costs are £3.25 hour. This setting is caring for 12 children.

The other provider is a wrap around service, also in the Lower Sirhowy Valley offering 17 childcare places to 3 – 4 year olds. Take up is high with all places filled. The service is English medium.

6.3.3 Number and type of child places filled (full time, part time, ad-hoc)

Wrap Around – although some services define themselves as offering a wrap around service, this can be part of a broader definition of a playgroup/Cylch Meithrin service as the two services operate side by side at the same time. When it comes to describing the number and type of places filled, providers are counting the children who attend a mixed provision only once and these may be under either the wrap or playgroup/Cylch Meithrin provision.

The following table (Fig 104) shows the data as submitted by providers for the SASS.

(Fig 104) The number and type of childcare places – showing usage by geographic area and language of setting.

| Usage | | Caerphilly County | | | Caerphilly Basin | | Lower Sirhowy Valley | | Mid Valleys East | | Mid Valleys West | | Upper Rhymney valley | |
|-------------------|-------------------------------|-------------------|-------|-------------|------------------|-------|----------------------|-------|------------------|-------|------------------|-------|----------------------|-------|
| | | English | Welsh | Both | English | Welsh | English | Welsh | English | Welsh | English | Welsh | English | Welsh |
| Maximum Capacity* | Wrap | 97 | 46 | 0 | 29* | 0* | 7 | 24 | 28* | 0 | 27 | 0 | 6 | 22 |
| | Playgroup/Cylch Meithrin A.M | 510 | 245 | 13 LSV** | 200 | 72 | 42 | 40 | 108 | 40 | 43 | 57 | 117 | 36 |
| | Playgroup/Cylch Meithrin P.m. | 375 | 72 | 0 | 103 | 20 | 26 | 0 | 114 | 36 | 72 | 0 | 60 | 16 |
| Full Time | Wrap | 48 | 27 | 0 | 5 | 10 | 2 | 8 | 21 | 0 | 17 | 0 | 2 | 9 |
| | Playgroup/Cylch Meithrin A.M | 355 | 170 | 13 | 110 | 33 | 42 | 40 | 108 | 40 | 37 | 34 | 58 | 15 |
| | Playgroup/Cylch Meithrin P.m. | 147 | 23 | 0 | 62 | 6 | 2 | 0 | 68 | 17 | 44 | 0 | 31 | 11 |
| Part Time | Wrap | 66 | 29 | 0 | 38 | 4 | 0 | 17 | 22 | 0 | 0 | 0 | 6 | 8 |
| | Playgroup/Cylch Meithrin A.M | 254 | 95 | 0 | 100 | 8 | 61 | 10 | 19 | 28 | 3 | 27 | 71 | 11 |
| | Playgroup/Cylch Meithrin P.m. | 29 | 24 | 0 | 6 | 4 | 2 | 0 | 11 | 20 | 6 | 0 | 4 | 0 |
| Ad Hoc | Wrap | 0 | 0 | 0 | 0 | 0 | 0 | 0 | 0 | 0 | 0 | 0 | 0 | 0 |
| | Playgroup/Cylch Meithrin A.M | 0 | 2 | 0 | 0 | 0 | 0 | 0 | 0 | 0 | 0 | 0 | 2 | 0 |
| | Playgroup/Cylch Meithrin P.m. | 0 | 0 | 0 | 0 | 0 | 0 | 0 | 0 | 0 | 0 | 0 | 0 | 0 |

*2 English Medium and 2 Welsh Medium settings did not complete figures for their Wrap service (1 English and 1 Welsh in CB, 1 English in MVE and 1 Welsh in URV)

**these places are in a Flying Start Only provider based in Risca (LSV) – all 13 places are used Full time.

It can be seen from the table above that the majority of children use playgroup and wrap services either in a full time capacity or in a part time but regular capacity. Very few children are recorded as using sessional care services in an ad hoc fashion. More than half of the playgroup/Cylch Meithrin places are offered in the morning and over all, more children use the playgroup/Cylch Meithrin places in a full time capacity than part time although this is not the case in the Lower Sirhowy Valley (English medium) and the Upper Rhymney Valley (both). It is interesting to note that across the county borough the percentage Full time usage of all Playgroup/Cylch Meithrin morning places for both English and Welsh is 69% for each language. This drops to 39% (again consistent for both languages) for afternoon playgroup/Cylch Meithrin. Part time usage for all playgroups/Cylch Meithrin morning is 38% for Welsh and 49% for English.

6.3.4 Number of Welsh language places filled

The number of Welsh language places filled can be seen in the table (Fig 104) above.

There are 16 Welsh medium sessional care settings across the county borough. The maximum number of registered Welsh medium places in sessional care across Caerphilly Borough is 354. The maximum number recorded by providers to be actually available is 363. These places are fairly evenly spread across the county borough although local knowledge shows that there is a lack of places in the Risca area of the Lower Sirhowy Valley. There is however, an unregistered Welsh medium Cylch Meithrin in this area offering 16 places, but only for 3 day s a week.

In **Caerphilly Basin** there is one Welsh medium wrap service offered in sessional care settings although data showing the maximum number of places is not recorded. There were however 10 full time places used and 4 part time places used. The data shows there are also Welsh medium wrap around spaces offered in settings that are registered as Full Day Care. This is recorded in the Full Day Care chapter above.

There are 3 Welsh medium playgroups /Cylch Meithrin /operating in the Caerphilly Basin offering a maximum of 72 places in the morning and 20 places in the afternoon. These places are used by 33 full time children and 8 part time children in the morning and 6 full time and 4 part time children in the afternoon. (Again, data was not recorded for all settings).

In **Lower Sirhowy Valley** there is one Welsh medium wrap service offered in sessional care settings offering 24 places which are used full time by 8 children and 17 by part time children. There are 2 Welsh medium playgroups/ Cylch Meithrin operating in this area offering a maximum of 40 places in the morning and 0 places in the afternoon. These places are used by 40 full time children and 10 part time children in the morning. There is also one unregistered Cylch Meithrin offering 16 places Welsh medium in the afternoon – used by 12 children.

In **Mid Valleys East** there are no Welsh medium wrap service offered in sessional care settings although there is one Welsh medium Wrap service offered but registered as a full day care, (details are recorded in the chapter above).

There are 3 Welsh medium playgroups /Cylch Meithrin operating in the Mid Valleys East offering a maximum of 40 places in the morning and 36 places in the afternoon. These places are used by 40 full time children and 28 part time children in the morning and 17 full time and 20 part time children in the afternoon. (Again data was not recorded for all settings).

In **Mid Valleys West** there are no Welsh medium wrap service offered in sessional care settings although there is one Welsh medium Wrap service offered but registered as a full day care, (details are recorded in the chapter above).

There are 3 Welsh medium playgroups/ Cylch Meithrin operating in the Mid Valleys West offering a maximum of 57 places in the morning only. These places are used by 34 full time children and 27 part time children in the morning.

In the **Upper Rhymney Valley** there are 3 Welsh medium wrap service offered in sessional care settings offering a maximum of 22 places, although data showing the maximum number of places is not recorded accurately. There were however, 9 full time places used and 8 part time places used.

There are 4 Welsh medium playgroups / Cylch Meithrin operating in the Upper Rhymney Valley offering a maximum of 36 places in the morning and 16 places in the afternoon. These places are used by 15 full time children and 11 part time children in the morning and 11 full time and 0 part time children in the afternoon.

6.3.5 Vacancies and Waiting lists

Settings were asked to give an indication of the numbers of vacancies they had and the number of children on their waiting lists. Some settings calculated vacancies by the day and others by the week, so this must be taken into consideration when considering the following data.

Fig 105 - Vacancies

| Vacancies | Caerphilly Basin | | Lower Sirhowy Valley | | Mid Valleys East | | Mid Valleys West | | Upper Rhymney valley | |
|------------------------------------|------------------|-------|----------------------|-------|------------------|-------|------------------|-------|----------------------|-------|
| | English | Welsh | English | Welsh | English | Welsh | English | Welsh | English | Welsh |
| Wrap Around | 1 | 0 | 0 | 8 | 1 | 0 | 6 | | 3 | 8 |
| Morning Playgroup/Cylch Meithrin | 42 | 13 | 18 | 0 | 22 | 10 | 3 | 21 | 19 | 68* |
| Afternoon Playgroup/Cylch Meithrin | 14 | 9 | 20 | 0 | 15 | 2 | 15 | 0 | 22 | 0 |
| Lunch | 12 | 0 | 0 | 0 | 0 | 0 | 5 | 0 | 0 | 0 |

**this is one setting who recorded inaccurately*

6.3.6 Waiting Lists

Caerphilly Basin – 2 English Medium and 1 Welsh Medium setting stated they had waiting lists. The Welsh medium setting stated they had a waiting list for every term and one of the English medium settings said they had a waiting list for wrap provision in the Autumn and Spring terms and also for morning playgroup.

Lower Sirhowy Valley – 1 Welsh medium Cylch Meithrin has a waiting list for the Autumn term for 13 children.

Mid Valleys East – 2 English medium wraps said they had a waiting list (3 places in the morning and 1 –place in the afternoon). 2 morning Playgroups/Cylch Meithrin stated they had waiting lists – 2 Welsh medium places and 5 English medium places.3 afternoon playgroups/Cylch Meithrin stated they had waiting lists requiring 4 Welsh medium and 3 English medium places.

Mid Valleys West – 1 Cylch Meithrin stated they had a waiting list for 3 places in the afternoon session

Upper Rhymney Valley – 1 English medium setting declared they had a waiting list of 22 places and 1 Welsh setting said they had a waiting list but did not state numbers.

6.3.7 Number of places filled by children who have special educational needs or who require specialist care due to a disability

Overall there are 100 children attending sessional care that have special educational needs of who require specialist care due to a disability. The numbers in each geographic area as declared by providers are shown below.

| | Caerphilly Basin | Lower Sirhowy Valley | Mid Valleys East | Mid Valleys West | Upper Rhymney Valley |
|---|-------------------------|-----------------------------|-------------------------|-------------------------|-----------------------------|
| Children with Special Educational Needs | 13 | 10 | 12 | 10 | 19 |
| Range of Additional Needs of children using the service | | | | | |
| Speech and Language and Communication | 11 | 4 | 6 | 2 | 9 |
| Specific learning (e.g. dyslexia, ADHD, dyspraxia) | | 3 | 1 | | 2 |
| Hearing difficulties. | | | 2 | 1 | 1 |
| Learning difficulties (e.g. global developmental delay) | | | 1 | 2 | 3 |
| Visual impairment | | | | | |
| Emotional and behavioural difficulties | 2 | | 1 | 1 | 2 |
| Physical Medical condition | | 1 | | 2 | 1 |
| other medical condition | | 2 | 1 | 2 | 1 |

- **Fig 106 - Number of places filled by children who have special educational needs or who require specialist care due to a disability**

6.3.7 Opening times, including number offering flexible childcare hours and Range of session lengths

There are no sessional care providers that operate before 8 a.m. or after 6 p.m. There are also no sessional care providers that operate over weekends or overnight.

Caerphilly Basin – the earliest opening time is 8.45 a.m. Settings are typically open for 2.5 hours a session although the maximum length of session is 3.45 hours. 3 English and 1 Welsh setting operate both morning and afternoon. One setting (English) stated they cover inset days.

Lower Sirhowy Valley – the earliest setting opens at 9.00 a.m. The majority of settings operate for 2.5 hours although there is one setting that operates for 3 hours (Welsh medium wrap). No settings open both morning and afternoon. One setting (Welsh) stated they cover inset days. There are also 2 unregistered settings, one Cylch Meithrin and one wrap around English (both open in the afternoon) that are open for less than 2 hours. The Welsh Cylch Meithrin only operates for 3 afternoons a week.

Mid Valleys East – the earliest setting opens at 8.45 a.m. Settings are typically open for 2.5 hours a session although the maximum length of session is 3.5 hours. 3 English and 1 Welsh setting operate both morning and afternoon. No settings state they cover inset days.

Mid Valleys West – the earliest setting opens at 8.45 a.m. Settings are typically open for 2.5 hours a session although the maximum length of session is 3.5 hours. 3 English settings operate both morning and afternoon. No settings state they cover inset days.

Upper Rhymney Valley - the earliest setting opens at 8.45 a.m. Settings are typically open for 2.5 hours a session although the maximum length of session is 3.5 hours (Welsh medium). 5 English settings operate both morning and afternoon. 1 English medium setting state they cover inset days.

6.3.8 Age range of children

All sessional childcare operates for children between the ages of 2 and 5 years old. The numbers of children using the childcare provision by age is shown in the table (Fig 107) below:

| | Caerphilly Basin (2 English settings did not give data) | | Lower Sirhowy Valley (1 Welsh setting did not give data) | | Mid Valleys East (1 English setting did not give data) | | Mid Valleys West (2 English settings did not give data) | | Upper Rhymney Valley | |
|-------------|---|-------|--|----------------|--|-------|---|-------|----------------------|-------|
| | English | Welsh | English | Welsh | English | Welsh | English | Welsh | English | Welsh |
| 2 year olds | 155 | 23 | 73 | `12 (+ 9 both) | 97 | 33 | 37* | 24 | 107 | 17 |
| 3 year olds | 125 | 36 | 22 | 24 (+ 4 both) | 80 | 38 | 28* | 37 | 69 | 13 |
| 4 year olds | 2 | 10 | 0 | 15 | 19 | 0 | 7* | 0 | 0 | 17 |

Fig 107

6.3.9 Range of Charges

The range of charges across the county borough is outlined in the table (Fig 108) below:

| Range of fees | |
|-------------------------|--|
| Caerphilly Basin | Wrap £2.75/hr to £10/session Playgroup £2.80 to £9.00/session |
| LSV | Wrap - £3.40/hr Playgroup am £2.80/hr to £8.00 session |
| MVE | Wrap - £2.05/hr to £7.50/session Playgroup a.m. - £2.00/hr to £7.50/session |
| MVW | Wrap - £4.00/hr to £10.00/session Playgroup - £3.14/hr to £10.00/session Lunch - £3.50 |
| URV | Wrap £3.33/hr and £9 session Playgroup £4.00/hr to £9.00/session |

Fig 108

6.3.10 Summary of key strengths and weaknesses

- There is a good range of both English and Welsh medium sessional childcare across the county borough.
- However 38% are Flying Start-only providers and as such are closed to families who are not eligible.
- 9 settings offer Early Years Education for 3 year olds, 7 of which are Welsh medium.
- Both Caerphilly Basin and Mid Valleys East have a good number of providers in both English and Welsh medium.
- The majority of settings in the northern part of Upper Rhymney Valley are Flying Start. There are no English medium wrap arounds or Playgroups in the northern end of the area. The one wrap around is Welsh medium.
- The take up of places is high with the majority of users utilising services in either a full time capacity or regular part time capacity. Very few children attend ad hoc.
- There is no Welsh medium wrap around services in Caerphilly Basin, Mid Valleys East or Mid Valleys West that are registered as sessional care. These services are registered in these areas under Full Day Care.
- Full time take up of places is higher in the morning (69% both English and Welsh medium) than in the afternoon (39%).
- There is a lack of registered sessional Welsh medium childcare places in the Risca area of Lower Sirhowy Valley. There is an unregistered provider who offers places but only for 3 days a week.

6.4 Crèches

6.4.1 Analysis of Supply of Childcare Provision

There are no stand-alone registered crèches in the county borough. The local Authority does have a mobile crèche that provides childcare support to the Families First and Flying Start programmes that can also be utilised to provide support to the Communities First programme and other bodies on request and if capacity is available.

In July 2016 there were three Flying Start centres which had a separate room that was registered for crèche provision within their Statement of Purpose; one in Caerphilly Basin, one in Lower Sirhowy Valley and one in Mid Valleys East. Crèche delivery is through the medium of English.

The crèche would operate during the day, but could operate during the evening or at weekends if the service was required at this time. There is the capacity to care for children with special Educational needs or those who require specialist care due to a disability as the staff are well trained and have access to specialist training if required.

The number of places depended on the size of the room and the ages of the children attending. The maximum numbers within the settings Statement of Purpose was 12.

For crèche provision that is not funded by Flying Start or Families First programmes (for which there is no fees for parents), there is an hourly cost to the organisations that hire the crèche services, and it is at their discretion if they wish to pass on the costs to parents.

There is also an unregistered (English medium) crèche located in the Caerphilly Basin that offers on-site childcare to parents accessing a gym. This is open full day throughout the year. Children can only stay for a maximum of 1 hr 59 minutes. The setting did not return their data form and so other details are unknown.

6.4.2. Summary of key strengths and weaknesses

The Mobile crèche managed by Caerphilly County Borough council under its Flying Start and Families First programme offers an introduction to childcare for many families who access these programmes. By having rooms registered within a setting's Statement of Purpose allows the crèche to run for more than 4 hours a day.

The availability of crèche staff and facilities also allows other programmes to access a good quality crèche provision to support outside agencies and other funded programmes such as Communities First activities.

The crèche that runs at the local gym in Caerphilly Basin also offers a facility so that parents can access this facility for short periods of time.

6.5 Out of School Care

6.5.1 Analysis of Supply of Childcare Provision

Out of School Care comprises of any childcare that is provided outside of school hours. As such it is for school aged children. Childminders and Day nurseries also provide a range of childcare options for school aged children and details of these can be found in the chapters above. Some out of school provision can also be provided by sessional care providers and details of these are found in the Sessional Care Childcare chapter above.

This chapter includes only those settings that CSSIW have registered as Out of School Provision but to get a full picture of the different range of out of school provisions available to the families of Caerphilly, this chapter must be read in conjunction with the 3 preceding chapters.

6.5.2 Range of services provided

There are 17 childcare providers registered with CSSIW as Out of School Care in Caerphilly County Borough. In addition there are 3 unregistered providers for primary school aged children. The range of services by language and geographic region that they offer is outlined in table (fig 109) below:

| | Caerphilly County | Caerphilly Basin | Lower Sirhowy Valley | Mid Valleys East | Mid Valleys West | Upper Rhymney Valley |
|-------|-------------------|-----------------------------------|----------------------|--|------------------|----------------------------|
| notes | | All English except 1 unregistered | | Both English plus 1 unregistered Welsh | | No out of school provision |

| | | | | | | |
|-------------------|---------------------------------|---------------------------|----------|--------------------|----------------------------|---|
| | | Welsh | | | | |
| Total Number | 17* | 8 | 3 | 2 | 4 | 0 |
| English Medium | 14 (+1 unreg) | 8 (+1 unreg) | 2 | 2 | 2 | 0 |
| Welsh Medium | 3 (+2unreg) | 1 unreg | 1 | 1 unreg | 2 | 0 |
| Other Language | 1 | BSL | 0 | 0 | 0 | 0 |
| Before school | 1E | 0 | 0 | 1E | 0 | 0 |
| After School | 10E (+1 Unreg) 3W (+2 unreg) | 5E (+1E and 1W un reg) | 2E 1W | 2 E (1 unreg W) | 1E 2W | 0 |
| Wrap | 1E 2W | 0 | 1E 1W | 0 | 1W | 0 |
| Holiday Provision | 4E 1W | 3E | 0 | 0 | 1E (Holiday zone) 1W | 0 |
| Full Day Care | 1E | 0 | 0 | 0 | 1E (Holiday zone) | 0 |
| Playscheme | 2E | 2E | | | | 0 |

Fig 109 range of out of school provision registered

**N.B. there are also 6 unregistered after school provisions for children aged 11 – 14 in comprehensives (2 Welsh medium) not included here.*

6.5.3 Number and type of child places filled (full time, part time, ad-hoc)

| | Caerphilly County | Caerphilly Basin | Lower Sirhowy Valley | Mid Valleys East | Mid Valleys West | Upper Rhymney Valley |
|--------------|--------------------------------|---|----------------------|------------------|------------------|----------------------|
| Total places | 412E registered (10E unreg) | 262E registered (+10E unregistered) (16W unreg) | 32E registered | 70E registered | 48E registered | 0 |

| | | | | | | |
|---|--|--|--------------------------------------|------------------------------------|--------------------------------------|---|
| | 56W registered (32 W unreg) | | 24W registered | (16 unreg W) | 48W registered | |
| Total number of children using | 601E registered (10E unreg) 103W registered (58W unreg) | 353 E registered (+10 E unreg) (38W unreg) | 38E registered 22W registered | 134E registered (20W unreg) | 76E registered 65W registered | 0 |
| Total available for ASC English (E) Welsh (W) | 252E registered (10E unreg) 72W registered (16W unreg) | 126E registered (+10E unreg) | 32E registered 24W registered | 70E registered (+16W unreg) | 24E registered 48W registered | 0 |
| Total available for Holidays English Welsh | 108E registered 24W registered | 84E registered | 0 | 0 | 24E registered 24W registered | 0 |
| Total available for Wrap English Welsh | 32E registered 24W registered | 0 | 32E registered | 0 | 24W registered | 0 |
| PlaySchemes | 110E Registered | 110E Registered | | | | |
| Before School | 30E registered | | | 30E registered | | |

Fig 110 number and type of registered out of school provision

Usage of Places in both Registered and unregistered provisions can be seen in the table (fig 111) below. It should be noted that the maximum number of places available is going to be different to the number a setting is registered for as it will include those places that may be available more than once in a day, for example a before and after school session. It also includes the number of unregistered places available. This number can also be determined by the number of staff employed and the ratios of children by age. The Maximum number given is as determined by the childcare provider.

Fig 111 usage of out of school provision

| | Caerphilly County | | Caerphilly Basin | | Lower Sirhowy Valley | | Mid Valleys East | | Mid Valleys West | | Upper Rhymney V | |
|-----------------------------------|--------------------------|---------------------------------------|--|---------------------------------------|--|-----------------------------------|-------------------------|-------------------------------------|---|------------------------------------|-----------------------------|-------|
| Notes | | | School Holidays only fully completed with summer figures | | One English medium setting did not complete data | | | | English setting gave figures for total usage for holidays | | No OOS provision in the URV | |
| | Max capacity | Usage | Max capacity | Usage | Max capacity | Usage | Max capacity | Usage | Max capacity | Usage | Max capacity | Usage |
| After School Provision | 370 | F/T - 172 P/T - 363 Ad Hoc - 72 | 188 | F/T - 120 P/T - 165 Ad Hoc - 31 | 40 | F/T - 7 P/T - 33 Ad Hoc - 8 | 70 | F/T - 15 P/T - 93 Ad Hoc - 33 | 72 | F/T - 30 P/T - 68 Ad Hoc - 0 | 0 | 0 |
| Before School | 30 | F/T - 11 P/T - 33 Ad Hoc - 0 | 0 | F/T - 0 P/T - 0 Ad Hoc - 0 | 0 | | 30 | F/T - 11 P/T - 33 Ad Hoc - 0 | 0 | | 0 | 0 |
| Holidays | 182 | 196 F/T and P/T Ad Hoc - 9 | 134 | F/T - 24 P/T - 104 Ad Hoc - 9 | 0 | | 0 | | 48 | 68 F/T and P/T | 0 | 0 |
| Wrap (data on usage not complete) | 0 | 0 | 0 | 0 | 24 | 0 | 0 | 0 | 0 | 0 | 0 | 0 |
| PlaySchemes | 110 | 105 | 110 | 105 FT and PT | 0 | 0 | 0 | 0 | 0 | 0 | 0 | 0 |

6.5.4 Number of places filled by children who have special educational needs or who require specialist care due to a disability

Thirteen children with special educational needs or who require specialist care due to a disability were recorded as attending Out of School childcare provisions, 5 in Caerphilly Basin, 2 in Lower Sirhowy Valley and 6 in Mid Valleys West, all who attended the Holiday Club. The majority of children had speech, language and communication difficulties, one had hearing difficulties and one had a physical difficulty.

6.5.5 Number of Welsh language places filled

Of the 17 Out of School Settings, there are 3 registered Welsh Medium settings and 2 unregistered settings.

All of the Welsh medium settings offer After School Care, 3 also offer Wrap around provision and 2 also offer Holiday Provision. The two Welsh medium unregistered providers only provide After School Care and both are located on School sites. Details on places available and utilised (where given) are set out in the table (fig 112) below:

| | Caerphilly County | Caerphilly Basin | Lower Sirhowy Valley | Mid Valleys East | Mid Valleys West | Upper Rhymney Valley |
|-------------------------------|-------------------|--------------------------|---------------------------------|--------------------------|-------------------------------|-----------------------------|
| Notes | | | | | | No OOS provision in the URV |
| After School Provision | | | | | | |
| Registered Places | 72 | 0 | 24 | 0 | 48 | |
| Unregistered Places | 16 | 16 | 0 | 16 | 0 | |
| Usage | 103 Total | 38 Total unregistered | 22 Total (5 Full time and 11 | 21 Total unregistered | 65 Total (19 Full time, 46 | |

| | | (8 full time, 14 part time and 18 ad hoc) | part time and 6 Ad Hoc) | (4 full time, 14 part time and 3 ad hoc) | part time) | |
|--------------------------------------|----------|---|-------------------------|--|---|--|
| Holidays | | | | | | |
| Registered Places | 24 | 0 | 0 | 0 | 24 | |
| Usage | 30 Total | 0 | 0 | 0 | 30 Total 21 Full time and 9 part time) | |
| Wrap (no data on usage added) | | | | | | |
| Registered Places | 24 | 0 | 24 | 0 | 24 | |
| Usage | 62 Total | 0 | No data | 0 | 38 Total | |

Fig 112 number of Welsh language places

It should be noted that much of the Welsh medium out of school provision, i.e. is After school, wrap and holiday provision is registered under a different service type such as Full Day Care or Sessional Care and so this data should be read in conjunction with those chapters above to get an accurate picture of the sufficiency of Welsh medium provision across the borough.

6.5.6 Vacancies and Waiting lists

Vacancies:

Providers were asked to record vacancies calculated by the number of vacant places by the day. Some providers completed for weekly vacancies and some by full session place. Some providers did not complete this data and so it is assumed there are no vacancies. Therefore this data will need to be substantiated through further investigation.

Vacancies in Caerphilly Basin have been recorded as 70 English medium After School, 3 Welsh medium unregistered after school care and 158 English medium Holiday childcare.

In Lower Sirhowy Valley, vacancies are recorded only for After School Provision as 8 English and 8 Welsh medium.

There are 24 English medium Before School vacancies in the Mid Valleys East and 132 English medium vacancies in After School Provision.

In Mid Valleys West, there are 10 English medium and 18 Welsh medium vacancies in After School provision and 24 English Medium and 33 Welsh medium vacancies recorded for Holiday Provision.

6.5.7 Waiting Lists:

Waiting lists in the Caerphilly Basin were noted for After School provision in the Summer Term (12 places) and 3 places in the Autumn and Spring terms. There was also a waiting list of 3 for Holiday Provision (summer term).

In Lower Sirhowy Valley there was a waiting list for 10 English medium places in After School provision and 5 places in wrap around both in the summer term.

In Mid Valleys West one English medium setting noted they had a waiting list of 3 places each term. The one unregistered Welsh medium after school club noted they had 29 on a waiting list over a whole week. There were no waiting lists for the school holidays although both settings were full.

No waiting lists were recorded in Mid Valleys East or Upper Rhymney Valley.

- ***Opening times, including the number offering flexible childcare hours and Range of session lengths.***

After School Provision

The range of opening times for After School provision reflected the time the school day finished. The latest closing time was 6.00 p.m. in all geographic areas

Holiday Provision

In **Caerphilly Basin** the holiday childcare provision was available between 8 a.m. and 6 p.m. In comparison the two Playschemes ran between 9.45 and 2.45 and during the summer holidays only. In May Half term there were 2 settings operational, in the Summer Holidays there were 4 holiday childcare schemes operational ranging from 4 to 6 weeks. 2 settings were also open in the October and February half terms and 3 settings were open during the Easter holidays. No settings were open during the Christmas holidays.

In the **Lower Sirhowy Valley** the only After School setting was available until 6.00 p.m.

In the **Mid Valleys East**, the latest opening of After School provision was 6.00 p.m. and the Breakfast club was open between 7.30 and 9 a.m.

In **Mid Valleys West**, again the latest opening of the After School Provision is 6.00 p.m. Both the English medium and Welsh medium holiday clubs operates between 8.30 and 5.30 for all holidays except Christmas holidays and for 4 weeks of the summer holidays. The English holiday setting only opened for one week of the Easter Holidays whereas the Welsh medium setting is open for both weeks.

6.5.8 Age range of children

The age range of children that attend Out of School provision across the County borough ranges from 3 to 11 years old. In playschemes the youngest children that can attend are 5 years old. The numbers of children (where given) by age in geographic areas and language can be seen in the table (fig 113) below:

| | Caerphilly Basin | | Lower Sirhowy Valley (no data for one E setting) | | Mid Valleys East (no data for W unregistered setting) | | Mid Valleys West | | Upper Rhymney Valley |
|------------------|------------------|----------|--|----------|---|----------|------------------|----------|----------------------|
| | Term time | Holidays | Term time | Holidays | Term time | Holidays | Term time | Holidays | |
| 3 year olds | | | 3E | | | | | | |
| 4 year olds | 5E | 5E | 4E 3W | | 7E | | 4W | 2E 7W | |
| 5 – 7 year olds | 80E | 92E | 11E 7W | | 61E | | 9E 28W | 16E 14W | |
| 8 – 11 year olds | 141E | 102E | 6E 6W | | 88E | | 24E 33W | 20E 9W | |
| 12+ year olds | | 2E | | | | | | | |

Fig 113 age range of children accessing provision

6.5.8 Range of charges

The range of charges per childcare type is outlined in the table (fig 114) below. Some providers gave their fees by the hourly rate and others included their cost per session.

| | |
|------------------|---|
| Caerphilly Basin | ASC - £3.00/hr to £8.39/hr Holiday - £2.20/hr to £18 a session |
| LSV | ASC W - £3.00 /hr to £6.00 session £7.82/hr to £6 Session Wrap |
| MVE | Before school £4.63/hr ASC - £2.75/hr to £9.55 hr |
| MVW | ASC - £2.50 to £3.00/hr Holiday - £2.22/hr to £15/day |
| URV | |

Fig 114 charges per childcare type

6.5.9. Summary of key strengths and weaknesses

The Range of Out of School Provision includes After School Clubs, Wrap Around childcare, before school clubs, holiday childcare and holiday playschemes. These types of childcare service can also be provided by Childminders, Full Day Nursery and other Full Day Care Providers (Mixed Provision), through sessional care provision and through Open Access Play provision. As such, to understand the full range of out of school provision, this chapter must be read in conjunction with the proceeding chapters and the chapter on Open Access provision below.

Key strengths and weaknesses include:

- English and Welsh medium holiday childcare settings that operate in the centre of the county borough in Mid Valleys West and offer a service through all holiday periods (except Christmas) are well used by families. Both are well located to major economic centres and on routes to work across the borough and as such are fully sustainable.

- The two play schemes in the Caerphilly Basin are also very well attended but do not offer a full day childcare provision.
- There is one setting in Caerphilly town that does offer full day care for the whole of the school holidays and is open for 5 to 11 year olds. This setting is newly established and is currently building up numbers.
- 3 After School provisions are unregistered – to register these provisions with CSSIW is a priority so parents can access the UK governments Tax free childcare scheme due to become operational in 2017.
- 9 of the 11 Welsh medium primary schools have out of school provision on site, although not all of these provisions are registered under Out of School Care, (some are registered as Sessional care and some as full day care). All of the 9 schools have both wrap (Clwb Meithrin) and after school clubs/Clwb Carco (except Y Lawnt in the Upper Rhymney Valley) and there are also 3 Welsh medium Holiday clubs associated with these providers. The 2 schools that do not have this provision are both located at the southern end of the Upper Rhymney Valley where previous provisions have not been sustainable in the past.
- There are 6 unregistered providers for 11 - 14 year olds operational across the county borough. 2 of these are Welsh medium and offer an out of school facility for children.
- The most obvious **weakness** lies in the lack of Out of School Provision in the Upper Rhymney Valley. All holiday provision is offered by childminders and the one day nursery. There are also 3 unregistered open access playschemes that operate in this area (one in Bargoed and one in Rhymney) that offer some provision but this is not full day care.
- There is also no holiday childcare (Out of School) provision offered in the Lower Sirhowy Valley or Mid Valleys East. However, there is a good range of day nurseries and childminders in Mid Valleys East that offer Holiday childcare as well as the Sessional Care setting that also offers sessional care during the Easter and Summer holidays.
- In the Lower Sirhowy Valley again all holiday provision is through full day nursery or through childminders, however, there is a lack of both of these types of childcare provision in the Crosskeys and Risca areas which is a main through route to and from Newport City and also a densely populated area with good economic output.
- The trend for attendance is again towards part time rather than full time. This is even more so the case in the school holidays.
- Vacancies are lower in the Welsh medium settings than in the English medium settings.
- The opening times of playschemes and holiday provision could be longer to accommodate working parents.

6.6 Open Access Play Provision

6.6.1. Analysis of Supply of Childcare Provision

6.6.2 Range of services provided

2 registered playschemes in Caerphilly Basin are accounted for under Out of School Care above. There is only one additional playscheme that is registered which is located in Mid Valleys West. All playschemes are delivered through the medium of English. All other play schemes are unregistered. Details of location and number of places and attendances shown in the table (fig 115) below:

| | Caerphilly County | Caerphilly Basin | Lower Sirhowy Valley | Mid Valleys east | Mid Valleys West | Upper Rhymney Valley |
|--------------------------------|-------------------|--|----------------------|------------------|----------------------------------|---|
| Number of Registered Schemes | | 0 | 0 | 0 | 1 | 0 |
| Number of Unregistered Schemes | | 6 | 1 | 1 | 2 | 3 |
| Disability Schemes | | 2 unregistered | 0 | 1 unregistered | 1 Unregistered | 0 |
| Number of places | | 220 unregistered | 15 unregistered | 72 unregistered | 60 registered 68 unregistered | 56+ unregistered (one setting gave no details) |
| Usage | | 81 unregistered (2 settings did not declare) | 15 unregistered | 46 unregistered | 43 registered 63 unregistered | 56+ unregistered (one setting gave no details) |

Fig 115 range of services provided

6.6.3 Number of places filled by children who have special educational needs or who require specialist care due to a disability

This detail was not captured by any of the settings, however, one of the settings in Mid Valleys West (unregistered) is specifically for children who attend the Special Needs School and Resource Centre at Trinity Fields, so all of the children that attend this setting will be those that require specialist care due to a disability.

There are other Summer holiday playschemes that operate across the county borough for children with disabilities. One is the Disability in Sport Scheme which is open every day of the summer holidays alternating between a venue in Caerphilly Basin and in Mid Valleys East. It caters for an average of 12.5 children every day, but if more children wish to come they will provide additional staff. The majority of children (90% +) have learning difficulties with the other 10% having physical disabilities. It is not only for children with disabilities as children are encouraged to bring siblings and friends.

The other play scheme that runs for children with disabilities is in Caerphilly Basin and offers childcare for children from the age of 4 years for the Summer and Easter holidays and Spring half term.

6.6.4 Number of Welsh language places filled

No settings deliver in the medium of Welsh.

6.6.5 Vacancies and Waiting lists

Vacancies

In Caerphilly Basin there were 4 vacancies declared for the 8 – 11 year olds and 15 vacancies for the 12 to 14 year olds. In the Mid Valleys West there were 26 vacancies recorded.

The Disability Sports Holiday scheme stated that they had vacancies and could take more children if they had the staff to cover the sessions.

The Caerphilly Children's Centre Holiday Playscheme noted they had 2 vacancies.

6.6.6 Waiting Lists

The only setting that declared a waiting list was Trinity Fields Holiday Scheme who stated they had a waiting list of 16 places.

6.6.7 Opening times, including the number offering flexible childcare hours

The range of opening hours is varied across the borough. Details are shown in the table (fig 116) below:

| Range of Opening Hours Open Access Play including Holiday Playschemes | |
|---|--|
| Caerphilly Basin | <p>Earliest start is 9.00 a.m. and 3 providers run until 3 p.m. or 3.30 p.m. Monday to Friday. One setting offers 2 sessions 9 – 12 and 13.00 to 16.00 on Tues Weds and Thurs only. All run Summer Holidays only.</p> <p>The Disability Sport Scheme operates every day (alternates with Mid Valleys East) in the Summer Holidays 10 a.m. to 15.00 p.m.</p> <p>The Caerphilly Children's Centre Playscheme – mornings only 9.00 a.m. to 13.00 and in Summer, Spring Half Term and Easter Holidays.</p> |
| Lower Sirhowy Valley | 10 a.m to 3 p.m. Summer holidays only |
| Mid Valleys East | <p>10.00 am til 15.00 Monday -Friday Summer Hols</p> <p>The Disability Sport Scheme operates every day (alternates with Caerphilly Basin) in the Summer Holidays 10 a.m. to 15.00 p.m.</p> |
| Mid Valleys West | <p>Registered Provider - 9.30a.m. – 13.30 p.m. Summer Hols</p> <p>Unregistered provider – 10.00 a.m. – 14.00 a.m. summer only</p> <p>Unregistered provider(disabilities) - 10.00a.m. – 15.00p.m. over a range of holidays</p> |
| Upper Rhymney Valley | 10.00 a.m. – 14.00 or 15.00 summer hols only , |

Fig 116 range of operating times

6.6.8 Age range of children

The age range of children who attend these schemes varies depending on the type of service they offer.

| Age Range of Children Who use Open Access Play Provisions – Holiday Time | |
|--|---|
| Caerphilly Basin 2 Settings did not give attendance numbers | Unregistered 4 Year olds – 2 5 – 7 year olds - 7 8 -11 year olds – 20 12 – 14 year olds – 29 Disability Sports – 8 – 23 year olds – 12 Caerphilly Children’s Centre – ages 4 to 11 years |
| Lower Sirhowy Valley | Unregistered 4 year olds -2 5 – 7’ year olds – 6 8 – 11 year olds - 7 |
| Mid Valleys East | Unregistered 8 – 11 year olds – 23 12 – 14 year olds - 11 Disability Sports – 8 – 23 year olds - 12 |
| Mid Valleys West | Registered 5 to 7 year olds - 17 8 – 11 year olds - 26 Unregistered 8 – 11 year olds – 29 12 – 14 year olds - 29 |
| Upper Rhymney Valley One setting did not give numbers | Unregistered 8 – 11 year olds – 38 12 – 14 year olds - 18 |

Fig 117 age range accessing provision

6.6.8 Range of charges

The range of fees can be seen in the table (fig 118) below. Some are free provisions and others are subsidised by grants from Community Councils or elsewhere. As can be seen, the rates for open access play are very reasonable compared to registered holiday childcare provision.

| Range of Fees | |
|----------------------|---|
| Caerphilly Basin | 2 were free and one cost £8 a day another cost £13 a week. Disability Sports Scheme £7 - £10/ day Caerphilly Children's Centre - free |
| Lower Sirhowy Valley | £10 a day |
| Mid Valleys East | £8 day to £35/week Disability Sports Scheme £7 - £10/ day |
| Mid Valleys West | £1.00 – registered setting Unreg - £0.50 to £3 a day |
| Upper Rhymney Valley | 2 are free and one costs £5 day |

Fig 118 range of charges

6.6.9. Summary of key strengths and weaknesses

- These Open Access Play Provisions play a vital role in supporting children's play throughout the holiday periods. They only operate during the summer holidays and the majority are only open for children over the age of 8 years and operate for hours which are shorter than the typical working day. However, they do offer a vital service to these children.
- They are mostly unregistered provisions and are only reporting on the ones that are known to the local FIS. There may be other holiday open access schemes that we are unaware of that also offer a service to children during the holidays. As a local

authority we make every effort to locate any open access schemes that are operating and encourage them to meet at least the minimum standards of quality. We also work closely with our colleagues in the GAVO play service to locate and work with Open Access Play Providers and offer them appropriate training and support to become registered with CSSIW.

- There is a good spread of schemes across the north, south and west of the borough, but only one scheme in Mid Valleys East and one in Lower Sirhowy Valley which is a specialist gymnastics scheme and therefore not really supporting open access play for all children.
- The Disability in Sport Scheme, the Caerphilly Children's Centre and the Trinity Fields School Summer Schemes offer a range of fantastic opportunities in the school holidays for children with disabilities.

6.7 Nanny

6.7.1. Analysis of Supply of Childcare Provision

At the time of the census, there were 2 home based childcare providers approved in Caerphilly Borough, one in Caerphilly Basin and the other in Mid Valleys East. Both were caring for 3 children each full time, within single families. Both have now finished working with these families as of October 2016.

Currently we are aware of two new approved home based childcare providers operating within the county borough. One is based in the Caerphilly Basin area and looks after the children in two families. The ages of the children are one 2 year old, one 3 year old and two 6 year olds. For one family she offers care all day from 8 a.m. to 5 p.m., Monday to Friday, and for the other family she offers ad hoc care to cover shift work. The provision is only English and the hourly costs are for one Nanny £7.20 an hour. The nanny has no vacancies or waiting lists.

The other Nanny is located in Caerphilly Basin and supports children in Cardiff, a 3 year old and a 6 year old. She charges £100 a day and works 4 days a week from 8 a.m. till 6 p.m.

6.7.2 Summary of Key Strengths and weaknesses

There are no additional homebased Childcare providers operating in the borough that we are aware of. Key strengths include the ability of the nanny to offer very flexible provision and support to families that work irregular shift patterns, over night and weekend care.

7. Understanding the Needs of Parents/ Carers

7.1 Overview of Consultation

Parents were consulted using the Welsh Government template surveys during the summer of 2016 to capture their views on the local childcare market. The survey was made available on line and was widely advertised through a range of social media avenues including the local authority's main web pages, the Early Years Web site and the FIS Web pages. It was also advertised on the council, Flying Start and FIS Facebook pages and twitter accounts. Over 10,000 paper flyers were also distributed via childcare providers, health visitors, doctors and dentist surgeries, libraries, leisure centres, etc., to try and get as many parents responding as possible. The survey was also formatted in a paper version and Local Authority early years team took these out to all the 5 play days and supported parents to complete the survey. Staff in the GAVO play team also took paper copies to their groups including parents of children with disabilities.

In total 451 surveys were completed. Based on the number of families in Caerphilly who have dependent children (39,361 two parent families and 6,478, Census 2011) the SNAP survey sample size calculator suggests we required 382 responses to make the results significantly significant with a 95% confidence rate (with a 5% margin of error). This, however, can only be applied to the more general questions as the responses to specific detailed questions where the responses by geographic area are too low and would not be representative of the whole population. A return rate of between 362 to 376 responses per geographic area would have been required to give a statistically significant response with a high confidence rate. The return rate for each geographic area was:

Caerphilly Basin – 131

Lower Sirhowy Valley – 58

Mid Valleys East - 102

Mid Valleys West - 74

Upper Rhymney Valley – 54

Out of county - 32

The detail for more specific responses can be found in the relevant annexes, for information, and where stronger responses are made will be included in the report.

Of the 451 responses received, 224 did use childcare or intended to use childcare in the future, 11 were on maternity and 216 did not use childcare. Of those that did not use childcare, 57 stated did not use childcare because they were a stay at home parent and 95 stated did not use formal childcare because they had a partner or family or friend who cared for their child/ren. The responses are also broken down in the following categories.

| Status | Number |
|--|---------------|
| Parent/ Carer in work (not expecting a baby) | 332 |
| Parent/ Carer in education or training (not expecting a baby) | 10 |
| Parent/ Carer seeking work (not expecting a baby) | 12 |
| Parent/ Carer seeking education or training (not expecting a baby) | 2 |
| Expecting or on maternity/ paternity leave with <u>first</u> child | 11 |
| Adopting <u>first</u> child | 0 |
| Parent/ Carer expecting or on maternity/ paternity leave with <u>additional children</u> | 36 |
| Adopting or on adoption leave with <u>additional children</u> | 2 |
| Parent/ Carer not in work | 41 |
| Parent/ Carer not in education or training | 6 |

Respondents by annual household income

| Average Annual Household Income | Number |
|---------------------------------|--------|
| £0-£10,000 | 18 |
| £10,001-£20,000 | 61 |
| £20,001-£30,000 | 78 |
| £30,001-£40,000 | 76 |
| £40,001-£50,000 | 58 |
| £50,001-£60,000 | 41 |
| £60,001-£70,000 | 31 |
| £70,000+ per annum | 14 |
| <u>Prefer not to say</u> | 68 |

Respondents by Ethnic Group

| Ethnic Group | Number |
|--|--------|
| White | 417 |
| Mixed/ Multiple Ethnic Groups | 3 |
| Asian/ Asian British | 2 |
| Black/ African/ Caribbean/ Black British | 2 |
| Other Ethnic Group | 11 |

Language of Respondents (primary language spoken at home)

| Language | Number |
|-----------------|--------|
| Welsh only | 1 |
| English only | 407 |
| Bilingual | 39 |
| Other languages | 5 |

Respondents' children by age group

| Age | Number |
|-----------------|--------|
| Under 12 months | 62 |
| 12-18 months | 58 |
| 19-23 months | 42 |
| 2 years | 71 |
| 3 years | 68 |
| 4 years | 76 |
| 5-7 years | 147 |
| 8-11 years | 132 |
| 12-14 years | 70 |
| 15-17 years | 62 |

Respondents with children who have special educational needs or disability

| Special Educational Needs/ Disability | Number |
|--|--------|
| Speech and language | 28 |
| Specific learning (dyslexia) | 17 |
| Hearing difficulties | 16 |
| Learning difficulties | 18 |
| Visual difficulties | 13 |
| Emotional and behavioural difficulties | 25 |
| Physical | 15 |
| Medical condition | 20 |
| Other (specify) | 27 |

7.2. Current Use of Childcare

7.2.1. Analysis of Current Use of Childcare Provision

Parents were asked about their details of their current use of childcare services both within the borough and outside of the borough in term time and in school holidays. Usage of childcare services has also been reported on by the childcare providers through their SASS returns to CSSIW and has been reported on in Chapter 6. Both chapters should be read in conjunction with each other to get a fuller picture.

7.2.2 Range of services being used

Parents surveyed used a range of childcare services. Of the 451 respondents, there were 207 respondents who used childcare within Caerphilly borough, 20 who used it outside of the Local Authority and 11 who used a mixture of both. Of those that used childcare, there were 420 uses of childcare in term time within the Local Authority area and 197 in the School holidays. Some parents may have indicated they used more than one type of child care. In addition to this, there were 28 responses to using a variety of childcare outside of the local authority in term time, mainly English medium (24) and of these 9 were using a nursery, and 19 in the school holidays, again mainly English medium (16) and in Nursery (8).

Of all those that use childcare, families used 56 **Welsh language services** in term time and 9 in school holidays. The majority of these were in Cylch Meithrin, After School Club, Free Breakfast club and holiday provision. In addition there were 38 services used who were mainly Welsh with some English in term time and 27 used in school holidays. Those using services delivered in English with some bilingual elements were 29 in term time with 16 in the school holidays.

Of all the families that used some form of childcare, families used 295 **English medium** services in term time and 141 in school holidays. The services used during school holidays were Nursery (42), Family and Friends (31), Childminder (22), Play scheme (22), and Open Access Play (19)

The main type of childcare used during **Term Time** was Free Breakfast Club (English 66, Welsh 13) followed by nursery (61 English, 4 Welsh and 10 Welsh and English). Many families also utilised After School Provision (35 English and 11 Welsh medium), playgroup/Cylch Meithrin (15 English medium, 13 Welsh and 7 Welsh English). 16 families indicated they used Flying Start Provision. There were 35 families indicating they used English medium childminders, but there were no respondents indicating the use of Welsh speaking childminders either in term time or school holidays with only 2 parents indicating they used childminders who spoke both languages.

The main type of childcare used during school holidays was Day Nursery (58), Holiday club (35), playscheme (29) and Childminder (24). Family and Friends was an option that was used by 28 respondents in term time and increasing to 40 during school holidays.

The Breakdown by Geographic area can be seen in Annex 8. The figures are very low and would be statistically insignificant to comment on. However, details of the usage of childcare have been provided by the childcare providers themselves and have been reported on in the Supply of Childcare, Chapter 6 above.

7.2.3 Number and type of child places used (full time, part time, ad-hoc) and by Language category

As noted above, there was a comprehensive range of types of childcare places utilised by parents who completed the survey. Of the 451 respondents, 118 noted that they used family and friends either as their main childcare type or another childcare type in conjunction with formal childcare.

Not all parents completed this section of the survey. However, from those that did, the information is recorded below:

Of those that used a **Childminder** (53 children), 6 noted they used them full time and 12 used them part time, all using English with Welsh childminders. Of those that used English medium provision, 11 used the places full time with 20 using part time.

Of those that used **Full Day Care** (101 children), 15 noted they use Welsh Full time and 5 Welsh part time, with 12 using English and Welsh full time and 8 using part time. Of those that used English medium provision, 28 used full time and 31 used part time.

Of those that are using **Sessional Care** (36 children), 12 were using Welsh part time. Of those that used English medium, 24 noted they used it part time.

Of those who use **crèche** (2 children), they both noted they used the services ad hoc.

Of those who use **Out of School Care** (79 children), 25 indicated they used Welsh medium provision part time. Of those that used English medium provision, 54 used it part time.

Of those that use **Open Access Play** (9 children), only one respondent noted they use Welsh medium part time and 9 used English provision part time.

Of those that use **family and friends** (170 children), 22 used English full time and 139 used them part time and 9 used them ad hoc. No one reported using Welsh family and friends. However, the feedback from the Welsh language Focus Group stated that a number of Welsh speaking families do use Welsh speaking family members to provide Welsh speaking childcare for their children to enable them to have access to a Welsh medium environment.

7.2.4 Number of places required for children who have special educational needs or who require specialist care due to a disability

This question was not asked in the parent survey, however referrals to the Assisted Places and Supported places scheme for 2015/16 were 69 children for Supported Places (i.e. those requiring additional support to attend childcare) and 112 for Assisted Places (those that needed financial assistance to attend childcare where the child had an emerging need or disability) give an indication as to the number of children who have special educational needs or who require specialist care due to a disability who require childcare.

7.2.5 Age range of children using/ not using childcare

The table (fig 119) below shows the number of children of respondents who access childcare by type of childcare and age of child. Again, the age of children using childcare has also been provided by the childcare provider themselves in the SASS returns reported on in Chapter 6.

Age range of children who are using childcare

| | Childminder | Full Day Care | Sessional Care | Creche | Out of School | Open Access Play | Family and friends | Total for ages |
|--------------------------|-------------|---------------|----------------|--------|---------------|------------------|--------------------|----------------|
| Under 12 months | 7 | 10 | 0 | 1 | 0 | 1 | 14 | 33 |
| 12 – 18 months | 7 | 14 | 0 | 0 | 0 | 0 | 17 | 38 |
| 19 – 23 months | 3 | 15 | 0 | 0 | 0 | 0 | 8 | 26 |
| 2 year olds | 5 | 23 | 11 | 1 | 2 | 0 | 13 | 55 |
| 3 year olds | 7 | 27 | 9 | 0 | 1 | 1 | 17 | 62 |
| 4 year olds | 7 | 6 | 9 | 0 | 8 | 0 | 20 | 50 |
| 5 – 7 year olds | 9 | 5 | 3 | 0 | 33 | 2 | 31 | 83 |
| 8 – 11 year olds | 8 | 1 | 4 | 0 | 35 | 5 | 34 | 87 |
| 12 – 14 year olds | 0 | 0 | 0 | 0 | 0 | 1 | 12 | 13 |
| 15+ | 0 | 0 | 0 | 0 | 0 | 0 | 4 | 4 |

Fig 119 age range of children accessing provision

Age range of children who do not use childcare by geographic area:

| Age | Number of children | | | | |
|------------------------|--------------------|----------------------|------------------|------------------|----------------------|
| | Caerphilly Basin | Lower Sirhowy Valley | Mid Valleys East | Mid Valleys West | Upper Rhymney Valley |
| Under 12 months | 17 | 6 | 4 | 11 | 1 |
| 12 – 18 months | 11 | 6 | 2 | 3 | 3 |
| 19 – 23 months | 2 | 4 | 6 | 1 | 1 |
| 2 years | 4 | 6 | 8 | 6 | 2 |
| 3 years | 9 | 4 | 2 | 3 | 1 |

| | | | | | |
|--------------------|----|----|----|----|----|
| 4 years | 14 | 8 | 4 | 9 | 2 |
| 5-7 years | 23 | 15 | 15 | 13 | 14 |
| 8-11 years | 25 | 7 | 14 | 11 | 10 |
| 12-14 years | 16 | 4 | 14 | 12 | 8 |
| 15-17 years | 6 | 4 | 14 | 6 | 9 |
| N/A | | | | | |

Fig 120 age range of children who are not accessing provision

7.2.6 Reasons for using/ not using childcare

As would be expected, the main reason for parents using childcare was for employment reasons with 214 of respondents recording this. Other reasons are recorded in table (fig 121) below:

| Reasons for Using Childcare | Number of Respondents |
|--|------------------------------|
| Employment | 214 |
| Unpaid voluntary work | 0 |
| Study | 11 |
| Seek employment | 1 |
| Seek training or education opportunities | 0 |
| Social or learning benefits for my child/children | 23 |
| Assisted Places | 0 |
| To take advantage of Early Years Education Entitlement | 5 |
| To take advantage of Flying Start Entitlement | 4 |
| Other | 6 |
| | |

Fig 121 reasons for not using childcare provision

Other comments included,: “to give me time alone with my new baby”, “so that the children can spend time with other children their own age”, “consistency for my eldest while I am on maternity leave”, “opportunity to interact with other children”, “I am self employed”.

Reasons for not using childcare are set out in the table (fig 122) below:

293 parents who completed the survey stated they did not use childcare for some or all of their children.

| Reasons | | Number of Respondents | | | | |
|---|-----------------|-----------------------|----------------------|------------------|------------------|----------------------|
| | | Caerphilly Basin | Lower Sirhowy Valley | Mid Valleys East | Mid Valleys West | Upper Rhymney Valley |
| My children are old enough to look after themselves | | 13 | 5 | 11 | 10 | 10 |
| I am/my partner is a stay at home parent and I have no need for childcare | | 23 | 10 | 10 | 11 | 10 |
| My partner/family/friends look after my children | | 24 | 23 | 23 | 21 | 16 |
| There is no childcare available at the times that I need it | | 3 | 3 | 4 | 2 | 4 |
| Times where childcare is not available: | Before 8am | 13 | 7 | 6 | 3 | 6 |
| | After 6pm | 12 | 2 | 2 | 5 | 6 |
| | Over-night Care | 2 | 3 | 2 | 0 | 1 |
| | Weekend Care | 8 | 2 | 3 | 3 | 0 |

| | | | | | |
|---|----|----|----|----|---|
| Other | 2 | 2 | 6 | 4 | 3 |
| There is no childcare that can cater for my child's/children's additional needs | 1 | 0 | 3 | 1 | 0 |
| There is no wrap around or after school club at my child/children's school | 5 | 4 | 6 | 6 | 3 |
| There is no childcare that is in the right location | 0 | 2 | 0 | 1 | 1 |
| There is no childcare that can cater for my child's/children's cultural needs | 0 | 0 | 0 | 0 | 0 |
| There is no suitable Welsh Medium provision | 0 | 0 | 0 | 0 | 0 |
| Childcare is too expensive | 24 | 10 | 17 | 17 | 7 |
| I have problems with transport | 1 | 0 | 3 | 0 | 2 |
| Other (please specify) | 12 | 4 | 10 | 6 | 1 |

Fig 122 reasons for not using childcare

Even though the figures given above are not statistically significant they do give an indication of the reasons why parents are not using childcare with the majority either being a stay at home parent, their children are old enough to look after themselves or they use family and friends as childcare. One of the other main reasons given was that childcare is too expensive (75 of the respondents across the borough stated this was the case), and therefore unaffordable for many families. 35 parents across the borough were looking for childcare that was available before 8 a.m. and 27 were looking for childcare after 6 p.m. 8 parents were looking for overnight care and 16 were looking for Weekend care. One parent commented that childcare during school holidays needs to cover a typical working day rather than be school hours (playscheme). Several parents were requiring wrap around provision at their child's school and after school provision that remains open until 6 p.m rather than 5.30.

No parents stated they could not find suitable Welsh medium care and very few parents stated that the reason they did not use childcare that was not in the right location. This seems to suggest that according to those parents that completed the survey, there is adequate Welsh language provision across the borough and that there is suitable childcare in the right location for them.

Where parents suggested there was no wrap around or after school provision at their child's school, more investigation will be needed to ascertain which schools these parents were referring to. The FIS holds a database of childcare on school sites and

childcare that will collect from schools for wrap around and after school provision. This information is included within the preceding chapters. A full survey of schools and childcare availability will be conducted as a response to this assessment particularly in light of the Welsh Government's Free Childcare offer for 3 and 4 year olds.

Other anecdotal reasons given by parents in the survey as to why they do not use childcare included: "no spaces in the after school club" (Caerphilly Basin area), "my parents collect the children from school as if they stayed at After School club there is no transport to bring them home as we live out of catchment", "it is difficult to find childcare for my 12 year old son – being too old for most holiday clubs", "childcare is too expensive in school holidays and we would still have to pay even though my husband is a teacher and we don't need it", "there is no childcare that is flexible as I work shifts, so I work nights and my partner works days", "I am a childminder myself", "there is no wrap around that suits the time I am at work".

Many parents stated that they have arranged their working hours so that one of the parents can be at home to provide the childcare for their children, one parent even noted they had changed careers to being a teaching assistant to be able to look after their own children.

7.2.7 Accessibility/ availability and affordability of childcare provision

From the data that was collected on the parents' views about improvements to the accessibility, availability and affordability of childcare provision the following information was given for term time (207 respondents):

| | Term Time | | | | |
|--------------------------------------|------------------|----------------------|------------------|------------------|----------------------|
| | Caerphilly Basin | Lower Sirhowy Valley | Mid Valleys East | Mid Valleys West | Upper Rhymney Valley |
| No improvements needed | 16 | 12 | 3 | 7 | 10 |
| Available before 8am | 13 | 8 | 5 | 6 | 8 |
| Available before school 7:30am – 9am | 15 | 12 | 5 | 8 | 8 |
| Morning 9:00am-12:00pm | 0 | 4 | 0 | 0 | 0 |

| | | | | | |
|--|----|----|---|----|----|
| Lunch time 12:00pm-1:00pm | 1 | 5 | 0 | 0 | 0 |
| Afternoon 12:00pm – 3:30pm | 3 | 5 | 0 | 1 | 0 |
| After School 3:30pm – 6pm | 13 | 14 | 4 | 6 | 10 |
| Available after 6pm | 6 | 5 | 3 | 3 | 5 |
| Full Day Care 8am-6pm | 3 | 7 | 1 | 3 | 5 |
| Overnight Care | 2 | 1 | 0 | 0 | 0 |
| Weekend Care | 6 | 4 | 1 | 1 | 2 |
| Location closer to home | 5 | 8 | 4 | 3 | 7 |
| Location closer to work | 3 | 3 | 0 | 0 | 3 |
| Location closer to study | 0 | 1 | 1 | 0 | 0 |
| Location closer to siblings' school | 1 | 4 | 1 | 2 | 1 |
| Childcare that is better at meeting my | 5 | 3 | 1 | 0 | 5 |
| Availability of Welsh Medium childcare | 5 | 3 | 1 | 2 | 2 |
| Availability of English Medium childcare | 0 | 3 | 0 | 0 | 2 |
| Availability of bilingual childcare | 1 | 3 | 0 | 2 | 4 |
| More Affordable | 35 | 21 | 6 | 13 | 28 |
| Other (please explain) | 2 | 0 | 1 | 1 | 1 |

Fig 123 accessibility availability and affordability of provision

Although the figures are low and are not statistically significant, the main areas of improvement are for more flexible childcare in particular before school and after school with some parents suggesting childcare after 6 p.m. was also needed. 14 parents were looking for weekend care and 3 were looking for over night care. This is an important area to note as there is very little over night or weekend formal childcare available across the county borough which would be important in particular to those who work shifts or outside of typical working hours.

27 parents were looking for childcare closer to home. This figure coupled with the 28 families who utilise childcare outside of the county borough could suggest there needs to be an increase in the number of childcare places locally.

13 parents suggested an increase in the number of Welsh medium childcare places compared to 5 who suggested an increase in the number of English medium places. There were 10 parents who suggested an increase of Bilingual childcare places.

The greatest improvement suggested for both term time and school holidays was affordability of childcare with 103 respondents (term time) and 91 (school holidays) making this suggestion. This is a comment that has been made through all of the consultations across all the groups. There is an on-going debate about how you balance the affordability of childcare with the provision of a high quality service that is staffed with highly qualified and trained childcare workforce. There are a number of financial support options that are available for families to use such as employer supported or tax free childcare and working families tax credits and the Welsh Government's Free Childcare Offer for 3 and 4 year olds that will be rolled out over the next few years across Wales will go some way to supporting the affordability of childcare in order for families to access and remain in work.

One parent wished for a childcare provider through the medium of Italian.

Suggestions on improvements to the accessibility/ availability and affordability of childcare provision

| | School Holidays | | | | |
|--|------------------|----------------------|------------------|------------------|----------------------|
| | Caerphilly Basin | Lower Sirhowy Valley | Mid Valleys East | Mid Valleys West | Upper Rhymney Valley |
| No improvements needed | 5 | 7 | 5 | 8 | 3 |
| Available before 8am | 9 | 6 | 6 | 5 | 2 |
| Available before school 7:30am – 9am | 4 | 3 | 4 | 3 | 1 |
| Morning 9:00am-12:00pm | 4 | 0 | 3 | 5 | 1 |
| Lunch time 12:00pm-1:00pm | 4 | 0 | 1 | 5 | 0 |
| Afternoon 12:00pm – 3:30pm | 5 | 0 | 1 | 5 | 0 |
| After School 3:30pm – 6pm | 4 | 1 | 4 | 4 | 0 |
| Available after 6pm | 4 | 1 | 1 | 4 | 1 |
| Full Day Care 8am-6pm | 16 | 9 | 14 | 13 | 4 |
| Overnight Care | 2 | 0 | 0 | 1 | 0 |
| Weekend Care | 5 | 0 | 3 | 3 | 1 |
| Location closer to home | 5 | 5 | 9 | 8 | 1 |
| Location closer to work | 5 | 2 | 4 | 3 | 0 |
| Location closer to study | 0 | 0 | 0 | 1 | 0 |
| Location closer to siblings' school | 0 | 1 | 0 | 1 | 0 |
| Childcare that is better at meeting my | 4 | 0 | 4 | 4 | 0 |
| Availability of Welsh Medium childcare | 6 | 2 | 3 | 1 | 1 |
| Availability of English Medium childcare | 0 | 0 | 2 | 4 | 0 |
| Availability of bilingual childcare | 2 | 1 | 3 | 2 | 0 |
| More Affordable | 29 | 11 | 27 | 18 | 6 |
| Other (please explain) | 1 | 2 | 0 | 1 | 0 |

Fig 124 suggestions for improvement

During School Holidays, apart from the affordability of childcare discussed above, the main improvement needed was full day holiday provision. This was noted by 56 respondents. Again there were more respondents requiring Welsh Medium Provision (13) than English medium (6).

Other comments for both term time and school holidays included: "more childcare for 8 – 11 year olds", "make childcare much cheaper", "earlier opening hours in the Meithrin to cater for working parents", "since the opening of the Cwtsh nursery next to Tynewydd school all my childcare needs are now met", "as a self-employed person I don't qualify for any support or assistance with childcare costs", "Flying Start should not be based on where you live, it should be means tested", "more affordable childcare for 5 year olds in the school holidays", "Flying Start could be longer hours", "more education premises in Pontlottyn", "Nursery is so expensive for workers not entitled to any support, It's hardly worth working", "why can't Caerphilly Council have a crèche set up in their main building in Ty Penallta?", "I work full time and feel I am penalised as I don't get free childcare, you only get free childcare if you are out of work and you can stay at home and look after your children anyway", "childcare costs should be subsidised for those working with middle of the road wages.",

7.2.8 Parental views on the childcare on offer

Parental satisfaction with the childcare that they are using was measured through a series of questions asking for their opinion. The key points have been highlighted below, however the full response and the geographical breakdown can be found in Annex 8.

| Question asked | Comments |
|--|---|
| I am satisfied with the quality of my childcare during term time | 182 respondents agreed with this statement and only 17 disagreed indicating that in general the perception is that the quality of childcare in term time across Caerphilly Borough is high. |
| I am satisfied with the quality of my childcare during school holidays | 122 respondents agreed with this statement and 31 disagreed indicating that childcare during school holidays could in some instances be improved. The highest levels of dissatisfaction compared to satisfaction rates were in the Upper Rhymney Valley with childcare in Caerphilly Basin and Lower Sirhowy Valley showing the highest satisfaction rates. |

| | |
|--|---|
| There is a good choice of childcare in the County | 82 respondents agreed with this statement. However 77 disagreed with this statement and a further 47 stated they did not know about the range of childcare available, possibly indicating that more choice needed to be made available. Levels were relatively consistent across the borough with no geographic area standing out. |
| Childcare isn't available at the time required | 57 respondents agreed with this statement. 89 disagreed with the statement (indicating they felt childcare was available at the times required). This response is consistent with the other comments made previously regarding the availability of childcare outside of typical working hours. The highest proportion of parents agreeing with this statement was in the Caerphilly Basin area. |
| There is little choice in the types of childcare available and the services offered | 86 respondents agreed with this statement and 70 disagreed (indicating they felt there was a relatively good choice of childcare types available). People agreeing with this statement was higher in both Caerphilly Basin and Mid Valleys West. |
| Childcare is well located | 113 respondents agreed with this statement and 48 disagreed. Highest levels of disagreement were in Mid Valleys West. |
| No childcare available for the age of my child | 52 respondents agreed with this statement and 101 disagreed indicating that approximately 50% of respondents felt there was childcare available for the ages of their children. The highest levels of agreement were in Mid Valleys West. |
| Childcare caters for my child/children's needs | 147 respondents agreed with this statement with only 24 disagreeing indicating that in the main the majority of parents feel the childcare meets their child's needs. |
| I would like my child/children to attend more registered childcare (increase in hours) | 72 respondents agreed with this statement with 81 disagreeing showing that 50% would like their child to attend more childcare. The highest levels of agreement compared to disagreement with this statement were in Mid Valleys West with 27 agreeing and only 5 disagreeing. |
| Childcare is too expensive | 151 respondents agreed with this statement with only 34 disagreeing. |
| I would prefer to use family/friends for childcare | 82 respondents agreed with this statement with 83 disagreeing showing there is a 50/50 split between those that may use formal childcare and those that do not. |
| I have a problem with childcare arrangements that break down or are | 37 respondents agreed with this statement compared to 107 who disagreed, indicating that in the main childcare arrangements are relatively stable. Of those that agreed the main use of childcare was with family and friends. |

| | |
|--|--|
| unreliable | |
| Lack of childcare is a barrier to me accessing employment or training | 37 respondents agreed with this statement with 105 disagreeing. This was corroborated by the consultation with the Jobs advisors at Job Centre Plus. |
| I know where to find out information about childcare | 132 respondents agreed with this statement with 47 disagreeing. This is an encouraging response showing that the FIS is marketing itself well. The highest level of disagreement was in the Caerphilly Basin |
| I know where to find information on financial assistance for childcare | 69 respondents agreed with this statement but 98 disagreed showing that more information needs to be made available to support families to find out about financial assistance with childcare costs. |
| There is enough Welsh Medium childcare | 45 respondents agreed with this statement and 45 disagreed. The highest proportion of respondents disagreeing (compared to agreeing) was in the Caerphilly Basin. |
| There is enough childcare available in the language of my choice | 95 respondents agreed with this statement with 38 disagreeing. This correlates to the statement above; however, there were 5 respondents who were of Polish descent and one of Chinese descent. |

Other Comments Included: “ I use the schools free breakfast club to ensure I get to work on time”, “I use family and friends as there is no space in my daughters after school club”, “me and my husband have to split time off in the holidays to look after our children”, “ there is little to offer support my children’s Welsh language skills in terms of summer holiday childcare”, “my daughter does not attend the local school (Tynewydd Priamry) as there is no breakfast, after school or holiday club”, “I am concerned about childcare for my son when he starts comp. in September”, “ there is no holiday childcare in English medium where I live”, “unfortunately there is no wrap around or after school club at my son’s school and I have to use a childminder for 1 hour a day”, “there is no provision for my son who is 16 and has learning difficulties”, “we have issues with holiday clubs being only up to 12 years of age and also the times are after work starts and so therefore I am unable to drop off or collect.”, “there is no English medium playgroup offering Early Years Education in the Ystrad Mynach area”, “no evening childcare to my knowledge”, “under 8 provision is good, once my child turns 8 I will struggle with holiday childcare”, not enough childminders in Bargoed area now that St Gwladys ASC has closed”, “I find juggling work and childcare extremely difficult”.

Several parents commented that childcare is too expensive, however, one parent, even though they felt that childcare was expensive, the knowledge that their children “are well looked after in a quality safe environment was priceless!”.

For those families who do not currently use formal childcare (216), the following were highlighted as important factors if they were to use childcare in the future.

Fig 125 important factors in choosing childcare

| Important Factors | | Number of respondents |
|---|------------------------------------|------------------------------|
| Choice of different childcare types | | 41 |
| Good quality childcare | | 215 |
| Affordable childcare | | 210 |
| Transport/ Pick up | | 54 |
| Close to home | | 163 |
| Close to work | | 67 |
| Close to child's school | | 113 |
| Language choice | | 103 |
| Language choice highlighted: | Welsh medium | 13 |
| | Welsh and English medium | 33 |
| | English Medium | 55 |
| | Any other languages (please state) | 2 |
| Play opportunities | | 111 |
| After school/ During holidays | | 160 |
| Flexible payment | | 64 |
| Provision for additional learning needs/ disability | | 19 |
| Social opportunities | | 70 |
| Childcare that caters for my child's cultural/ additional needs | | 17 |
| Flexible Hours/ Ad hoc | | 112 |
| Other (please specify) | | 4 |

As can be seen the most important factors to parents are quality, affordability, that they are close to home and available after school and during school holidays. Flexibility was also considered an important factor for many parents. Being close to their child's school and in their choice of language was also important, with English and bilingual services preferred.

7.2.9. Summary of key strengths and weaknesses

- Increase the number of childcare providers offering flexible childcare – before school and after 6 p.m. in particular, and in Caerphilly Basin.
- There are no Welsh speaking childminders
- Increased full day provision in the school holidays was noted as important by 27% of respondents.
- More information about help with childcare costs to help make childcare more affordable.
- Parents top priorities when looking for childcare are high quality and affordable. Being available after school and in the school holidays and close to the child's home are also considered important factors.
- Many parents use families and friends, the main reason being cost.
- The majority of parents use childcare because they work
- Parents were looking for more flexible childcare with 23% of respondents looking for childcare between 7.30 and 9.00 am in term time and 13.5% of respondents looking for childcare that was operational before 8 a.m. in the school holidays.
- A few parents of children aged 8 - 12 were looking for after school and holiday provision that was specifically for this age group
- With regards to other improvements, 23% of parents were looking for more after school provision, 14% wanted more weekend care, 7% wanted increased availability of Welsh medium and an unsurprising 50% wanted the childcare to be more affordable. However, this also means that 50% are happy with the cost of childcare.
- The general perception was that the quality of childcare is high in term time, but slightly less so in the school holidays.
- A high proportion of respondents agreed that childcare caters for their child's needs.
- Approximately 60% of respondents stated they did not know where to find out information about financial assistance for childcare.

7.3. Demand for Childcare Provision

7.3.1. Analysis of Demand for Childcare Provision

Parents who both currently use childcare and those that intend to use childcare in the future were asked about their future demand for childcare. The following is a summary of the 99 respondents who completed this section. Those who were already using childcare and do not intend to increase the amount of childcare they use, did not complete this section as they have completed the current usage sections (analysed above). As such, this section is considering those that may require new childcare or additional services in the future and will give us an indication of what they may be looking for and where we may need to be mindful of developing new provision and the language of that provision.

Many parents completing the survey may have been uncertain about the type of childcare that they required in the future and so many questionnaires were completed selecting more than one option. This uncertainty also led to there being many omissions in data entered as parents may not have been certain about their future requirements. Therefore, the analysis that follows can only be used as a guide rather than as a definite.

The majority of parents noted that the main reason they would require childcare in the future was because they were either in work or would be going back to work in the future. The majority of parents indicated that they would rather chose childcare that was closer to their home (75%) rather than work or place of study (13%), or near to their child's school (11.5%).

For those parents that do not currently use childcare for one or more of their children they were asked which aspects of childcare are important to them if they were to use childcare in the future. There were 293 parents that responded to this question as follows:

Good Quality childcare – 215

Affordable childcare – 210

Childcare that is close to home – 163

Childcare that is close to child's school – 113
Childcare that is close to parents work – 67
Available after School and school holidays – 160
Childcare that offers flexible hours or ad hoc – 112
Childcare that offers play opportunities – 111
Childcare for social opportunities 70
Childcare that offers flexible payment options – 64 (including pay as you need and childcare that didn't require payment in the holidays)
English medium – 55
Welsh medium – 13
Welsh and English medium – 33
Other language – Polish – 2
Provision for children with additional needs – 19

7.3.2 Range of services required

This question was completed by parents to indicate which type of childcare they would like to use in the future and the services they would require within that type of childcare. Respondents were asked to tick all the services that they may require so one respondent may have ticked more than one service, for example, one respondent who may wish to choose a childminder as their childcare choice, may have ticked they wanted before school and after school and holiday provision. It can be seen that the greatest demand for childcare services is in the Caerphilly Basin and the lowest demand is in the Lower Sirhowy Valley.

The type of childcare that is most in demand is for full day care, both in a full day nursery or with a childminder. Family and Friends is also a popular option for full day childcare.

| Childcare Type | Childcare SERVICE | Caerphilly | Caerphilly Basin | Lower Sirhowy Valley | Mid Valleys East | Mid Valleys West | Upper Rhymney Valley |
|---------------------------|--|------------|------------------|----------------------|------------------|------------------|----------------------|
| Childminder | Full day care | 13 | 4 | | 2 | 3 | 3 |
| | Half day care (am) | 1 | | | | | 1 |
| | Half day care (pm) | 1 | | | | | 1 |
| | Before school | 2 | | | | | 2 |
| | After school | 7 | 3 | | | 1 | 2 |
| | Wrap around a part time Early Education placement, e.g. playgroup or school or nursery | 7 | 2 | | 1 | 1 | 3 |
| | Holiday provision | 4 | | | 1 | | 3 |
| | Other – please state | | | | | | |
| Full Day Care | Full day Nursery | 27 | 13 | 3 | 3 | 2 | 3 |
| | Half day Nursery (am) | 5 | 1 | 1 | 1 | 1 | 1 |
| | Half day Nursery (pm) | 2 | | | | 1 | 1 |
| | Before school | 5 | 1 | | 1 | 1 | 2 |
| | After school | 8 | 2 | 1 | 1 | 1 | 2 |
| | Playgroup/ Cylch Meithrin (am) | | 2 | | | | |
| | Playgroup/ Cylch Meithrin (pm) | | | | | | |
| | Crèche | | | | | | |
| | Wrap around a part time Early Education placement, e.g. playgroup or school or nursery | 6 | | | | 2 | 2 |
| | Lunch | 3 | 1 | | | | 2 |
| | Holiday provision | 6 | 1 | 1 | 1 | | 3 |
| | Other – please state | | | | | | |
| | | | | | | | |
| Sessional Day Care | Playgroup/ Cylch Meithrin AM | 9 | 5 | 2 | | | 2 |
| | Playgroup/ Cylch Meithrin PM | 2 | | | | | 2 |
| | Wrap around a part time Early Education | 5 | | 2 | | | 3 |

| | | | | | | | |
|--|--|----|---|---|---|---|---|
| | placement, e.g. playgroup or school or nursery | | | | | | |
| | Lunch | 2 | | | | | 2 |
| | Other – please state | | | | | | |
| Crèches | Full day care | 9 | 6 | | | | 2 |
| | Mornings only | 2 | | | 1 | | 1 |
| | Afternoons only | 1 | | | | | 1 |
| | Holiday child care | 2 | | | | | 2 |
| | Other – please state | | | | | | |
| Out of School Care | Before school (Breakfast Club) | 14 | 6 | 1 | 3 | 2 | 1 |
| | After school | 9 | 6 | | 1 | 1 | 1 |
| | Holiday childcare throughout the day | 5 | 3 | | 1 | | 1 |
| | Play scheme sessions | 2 | 1 | | | | 1 |
| | Other – please state | | | | 2 | | |
| Open access play provision | Before School | 3 | 1 | | | | 2 |
| | After school | 2 | | | | | 2 |
| | Holiday Playscheme | 4 | | 1 | 1 | | 2 |
| | Play scheme sessions | 2 | | | | | 2 |
| | Other – please state | 0 | | | | | |
| Nanny (Voluntary Approval Scheme) | Full day care | 1 | | | | | 1 |
| | Half day care (am) | 1 | | | | | 1 |
| | Half day care (pm) | 1 | | | | | 1 |
| | Before school | 1 | | | | | 1 |
| | After school | 1 | | | | | 1 |
| | Wrap around a part time Early Education placement, e.g. playgroup or school or nursery | 1 | | | | | 1 |
| | Lunch | 0 | | | | | 1 |
| | Holiday childcare | 0 | | | | | 1 |
| | Other – please state | 0 | | | | | |
| | | | | | | | |
| Family and/or Friends | Full day care | 16 | 4 | 1 | 2 | 4 | 2 |
| | Half day care (am) | 5 | 3 | | 1 | | 1 |
| | Half day care (pm) | 7 | 3 | | 2 | 1 | 1 |
| | Before school | 5 | 2 | | 1 | | 2 |

| | | | | | | | |
|--|--|------------|-----------|-----------|-----------|-----------|-----------|
| | After school | 11 | 4 | | 2 | 1 | 2 |
| | Wrap around a part time Early Education placement, e.g. playgroup or school or nursery | 3 | | | 1 | | 2 |
| | Lunch | 2 | | | | | 2 |
| | Holiday childcare | 7 | 2 | 1 | 1 | | 2 |
| | Other – please state | 0 | 4 | | | | |
| | | | | | | | |
| | TOTALS | 231 | 80 | 14 | 30 | 22 | 40 |

Fig 126 range of services required

Of those that responded according to language type of a specific service, the following information was given:

| Childcare Type | Language of Provision Required by Parents | | | | |
|----------------------------|---|------------------|-----------------------------------|-------------------------|-------|
| | Welsh | Welsh & English | English & some bilingual elements | English | Other |
| Childminder | CB - 1 | CB -2 MVE - 1 | | CB -3 URV - 1 | |
| Full Day Care | CB -1 | CB -2 | | CB -2 LSV - 4 | |
| Sessional Day Care | CB -1 | CB -1 | | CB -1 LSV -1 URV1 | |
| Crèches | | CB -1 | | | |
| Out of School Care | | CB -2 | | CB -1 LSV -1 | |
| Open Access Play Provision | | | | CB -1 LSV -1 | |
| Nanny | | | | | |

| | | | | | |
|------------------------------|--|---------|--|-----------------|--|
| Family and/or friends | | MVE - 1 | | CB -5 LSV -1 | |
|------------------------------|--|---------|--|-----------------|--|

CB = Caerphilly Basin, LSV = Lower Sirhowy Valley, MVE = Mid Valleys East, MVW = Mid Valleys West, URV = Upper Rhymney Valley

Fig 127 language of provision required

In addition, for those parents that did not specify a particular service the overall numbers of future demand by language type and geographic region can be seen in table (fig 128) below:

| | Caerphilly Basin | Lower Sirhowy Valley | Mid Valleys East | Mid Valleys West | Upper Rhymney Valley |
|--------------------------|-------------------------|-----------------------------|-------------------------|-------------------------|-----------------------------|
| Welsh | 2 | 1 | 0 | 0 | 0 |
| Welsh and English | 4 | 0 | 3 | 2 | 0 |
| English | 13 | 4 | 5 | 7 | 5 |
| Other | 1 | 0 | 1 | 0 | 0 |

Fig 128 future demand

The Parental Survey did ask all parents completing the survey (451) about their language requirements and choices, The Table (fig 129) below shows the responses by question and geographic region:

| Question | Caerphilly | Caerphilly Basin - 131 | Lower Sirhowy Valley - 58 | Mid Valleys East – 102 | Mid Valleys West - 74 | Upper Rhymney Valley - 54 |
|---|---------------------------------------|-------------------------------|----------------------------------|-------------------------------|------------------------------|----------------------------------|
| Do you wish for your child/children to be bilingual in English and Welsh? | 214 – yes (47%) 237 – no (53%) | 67 – yes 64 - no | 31 – yes 27 - no | 46 – yes 56 - no | 34 – yes 40 - no | 22 – yes 32 - no |
| Are you intending to send your | 87 – yes | 33 – yes | 9 – yes | 17 – yes | 17 – yes | 6 – yes |

| | | | | | | |
|--|--|--|---|--|--|--|
| child/ren to a Welsh medium Education Setting? | (19%) 307 – no (68%) 57 - don't know (12%) | 81 – no 17 – don't know | 40 – no 9 – don't know | 68 – no 17 – don't know | 51 – no 6 – don't know | 42 – no 6 – don't know |
| Does your child/ren already attend a Welsh Medium education setting? | 78 – yes (17%) 373 – no (83%) | 27 – yes 104 - no | 8 – yes 50 - no | 18 – yes 84 - no | 15 – yes 59 - no | 5 – yes 49 - no |
| What is the primary language spoken at home? | 1 - Welsh only 38 – Bilingual 407 – English only 5 - other language | 0 - Welsh only 11 – Bilingual 118 – English only 2 - other language | 0 - Welsh only 8 – Bilingual 48 – English only 2- other language | 0 - Welsh only 6 – Bilingual 95 – English only 1 - other language | 1 - Welsh only 4 – Bilingual 69 – English only 0 - other language | 0 - Welsh only 3 – Bilingual 51 – English only 0 - other language |

Fig 129 parental language requirements and choice

These responses are relatively consistent with the demand for Welsh medium education across the county borough, according to the WESP (Assessing the Demand for Welsh Medium Education, 2016), at 21.6%. As a county borough, this percentage is mirrored in our consideration of the development of childcare provision and we work closely with our colleagues in Mudiad Meithrin and Menter Iaith to try and ensure there are sufficient places to meet the needs of both current and future childcare requirements in the language of parental choice.

Barriers that parents faced when making this choice are explored below in section 7.4.

7.3.3 Number and type of child places required (full time, part time, ad-hoc) and by language category

The information given for this section was very sparsely completed by respondents and only by those who knew they wanted childcare on a Full time, part time or ad hoc basis. The full picture of parent's future requirements can be found in table (fig 130) below. This question was about the future requirements of respondents rather than their current requirements which have been analysed in a previous section of this chapter.

| | |
|------------------------------|--|
| Childminder | 1 part time in Caerphilly Basin for under 12 months old – Welsh Medium |
| Full Day Nursery | Under 12 months old - 2 Full time in Caerphilly Basin, 2 full time in Lower Sirhowy Valley and 1 Part time all English medium 12 – 18 months old - 1 Full time in Caerphilly Basin– Welsh and English, 1 part time in Mid Valleys East 3 years old – 1 part time in Caerphilly Basin, Welsh medium and 1 part time Caerphilly Basin Welsh and English medium |
| Sessional Day Care | 2 year olds – 1 part time Upper Rhymney Valley – English medium 4 year olds - 1 part time Upper Rhymney Valley – English Medium 8 – 11 year olds - 2 part time Upper Rhymney Valley – English Medium |
| Out of School | 4 year olds – 1 in Caerphilly Basin and one in Mid Valleys East – Part time Welsh and English 8 – 11 year olds – 2 in Caerphilly Basin and 1 in Lower Sirhowy Valley – Part time English 12 – 14 year olds – 1 in Lower Sirhowy Valley part time English |
| Open Access Provision | 8 – 11 year olds – 1 in Lower Sirhowy Valley, part time English |

7.3.4 Number of places required by children who have special educational needs or who require specialist care due to a disability

Of those that responded, only 3 parents who required childcare in the future indicated they needed childcare for a child with additional needs.

7.3.5 Childcare times, including the range of session lengths and the number requiring flexible childcare

The following table shows the future demand by times required. The majority of parents suggested they would be looking for Full day care provision. It is interesting to note that there were a number of parents who were looking for weekend and overnight care.

| | Monday | Tuesday | Wednesday | Thursday | Friday | Saturday | Sunday |
|---------------------------------------|--------|---------|-----------|----------|--------|----------|--------|
| All day 08:00 - 18:00 | 36 | 33 | 42 | 33 | 29 | 3 | 6 |
| Early Morning 07:00 – 9:00 | 8 | 8 | 9 | 6 | 7 | 2 | 2 |
| Morning 09:00 – 12:00 | 4 | 4 | 4 | 4 | 4 | 0 | 0 |
| Lunch time 12:00 – 13:00 | 2 | 1 | 2 | 1 | 2 | 0 | 0 |
| Afternoon 13:00 – 15:30 | 3 | 3 | 3 | 3 | 3 | 0 | 0 |
| Evening 15:30 – 18:00 | 8 | 7 | 7 | 6 | 6 | 0 | 0 |
| Evening After 18:00 | 0 | 0 | 0 | 0 | 0 | 1 | 1 |
| Overnight 18:00 – 07:00 | 0 | 0 | 0 | 0 | 0 | 2 | 1 |

Fig 130 future demands - Geographic distribution can be found in Annex 9a

7.3.6 Age range of children for whom childcare is required

Parents who intend to use childcare in the future were asked what age their children will be when they start to use childcare services. The following table (fig 131) shows the responses by age range and the type of childcare.

| | Childminder | Day Nursery | Sessional childcare | Crèche | Out of School Care | Open Access Play | Nanny | Family and Friends |
|--------------------------|-------------|-------------|---------------------|--------|--------------------|------------------|-------|--------------------|
| Under 12 months | 10 | 24 | 0 | 1 | 0 | 0 | 0 | 29 |
| 12 – 18 months | 2 | 9 | 0 | 1 | 0 | 0 | 0 | 7 |
| 19 to 23 months | 2 | 7 | 0 | 0 | 0 | 0 | 0 | 5 |
| 2 year olds | 2 | 7 | 5 | 0 | 1 | 1 | 0 | 5 |
| 3 year olds | 1 | 6 | 0 | 1 | 2 | 1 | 0 | 2 |
| 4 year olds | 2 | 2 | 1 | 2 | 5 | 1 | 0 | 4 |
| 5 – 7 year olds | 1 | 1 | 0 | 1 | 7 | 2 | 0 | 5 |
| 8 – 11 year olds | 1 | 1 | 2 | 1 | 5 | 3 | 0 | 5 |
| 12 – 14 year olds | 0 | 1 | 0 | 1 | 5 | 1 | 0 | 4 |
| 15 – 17 year olds | 0 | 1 | 0 | 1 | 2 | 1 | 0 | 4 |

Fig 131 age range of children requiring childcare

N.B. As the numbers are relatively small, the breakdown of information down by geographic region is contained in Annex 9a

7.3.7 Parental views on the childcare on offer

Parents views on the childcare on offer was not asked of those parents who intend to use childcare in the future. Parental views on childcare are included in the section above, Current Use of Childcare.

7.3.8. Summary of key strengths and weaknesses

From the 99 responses to this part of the parental questionnaire about those parents that intend to use childcare in the future, the majority of parents stated they would be using family and friends and in particular for their youngest children, under the age of 12 months.. Another popular option for children under the age of 12 months was for the use of day nurseries and childminders.

The requirements for Welsh medium childcare are consistent with the assessment of demand for Welsh language provision for schools assessed in the WESP.

As noted above, many parents were not able to visualise their future requirements for childcare and so much of the data for this section has not been given.

7.4. Barriers to Childcare Provision

7.4.1. Accessibility of Childcare Provision

Summarise the key findings from consultation with stakeholder groups

Parents of children with disabilities discussed particular barriers to accessing childcare provision. The following is a summary of the points made:

- Parents wanted a consistent care giver for their child, who understood their child's needs (which may evolve and change over time). A Childminder or family/friends was felt to be best placed to support this.
- Childcare providers need to be flexible enough to manage a child's medical appointments. Again, a childminder was felt to be best suited for this as many charge by the hour. This was a barrier to parents accessing a day nursery as fees were expected monthly.
- The cost of any additional support that a child with additional needs may require was prohibitive to some parents accessing formal childcare.
- Some parents felt that a childcare provider may not have the specialist knowledge required to meet their child's medical and other needs.
- One parents felt that childcare settings may need to have more resources available for those children that do not have a diagnosis yet. (N.B. Caerphilly Early Years does have a full training programme and access to additional specialist training for children with Specialist Educational Needs and Additional Learning needs and disabilities and also manages a lending library with an extensive range of equipment for childcare providers to borrow.)
- Parents on shift patterns found accessing formal childcare particularly difficult.
- No parent mentioned the physical access to childcare as being prohibitive.

Parents who wished to access childcare through the medium of Welsh made the following points:

- The lack of Welsh speaking (only) childminders. All childminders who speak Welsh only offer a bilingual service. Consultation with Welsh speaking childminders note that to limit their practice to only Welsh speaking would limit their potential market.
- There is a lack of a Welsh medium full day nursery which parents felt would support the use of the language with their children prior to attending a Cylch Meithrin or school.
- In a similar vein, parents felt that Welsh medium sessional care could offer longer hours to support/accommodate parents that work.
- Some parents felt there was a lack of Welsh medium after school provision located at their child's Welsh medium primary school in some parts of the borough.
- There was no specific holiday provision for children under the age of 5 years nor was there holiday provision specifically for children aged 8 – 11 years with activities aimed specifically for this age group.
- Some parents felt there was not sufficient information available to guide them through the journey of Welsh medium childcare to Welsh medium school.

Parents were also asked in the Parental Questionnaire if there were any barriers that affected their ability to benefit from Welsh Medium childcare provision. The reasons given included the following:

- No barriers – 296
- Not available locally – 22 (Highest response was in Mid Valleys East – 8)
- Not available at the hours required – 7
- Age ranges not appropriate – 5
- No spaces – 6
- Cost – 20
- Not applicable – 86.
- Other – 21

Other barriers experienced by parents from the Parent Questionnaire included: “I am not a Welsh speaker so I wouldn’t be able to help with their homework”, “unsure what is available”, “I would want English as well as Welsh spoken”, “I do not wish to access Welsh medium provision (although I am as I have no choice). There is a problem accessing English provision as it is non-existent in my area for pre-school age”, “not close enough”, “learning issues”, “I cannot afford the £200 a month”, “location – the English school is so close to home”, “no Welsh day care childcare”. 4 other parents noted that the barrier to them not accessing Welsh medium playgroup was because their child had either learning difficulties or speech and language difficulties. 8 parents stated that not being able to speak Welsh themselves was the main barrier for them.

7.4.2. Barriers experienced by specific target groups

Summary of the key findings from consultation with stakeholder groups. Specific reference to be made to the following, as per the regulations:

(i) Working Parents

The Parent Survey showed that the greatest barriers to working parents not using childcare was that it was too expensive, there was no childcare at the times that a parent wanted it and in particular wrap around and after school club at a child’s school was a particular barrier.

JCP Work coach officers noted that many parents felt that childcare was too expensive, in particular some claimants were suggesting that they had to pay for a full day session when only a half day was required. Affordability was also an issue for those who were working but were in the middle income bracket as some felt they were at a disadvantage because they were unable to afford the 30%+ difference.

JCP officers also suggested that there needs to be increased provision for school aged children run close to or within the schools, such as breakfast, wrap, holiday provision and in particular an increase in After School Club places that run for the full length of a working day with additional time for a parent to be able to get from place of work to childcare venue. In addition, officers felt that

there needed to be an increase in the number of flexible childcare providers (childminders)_that offer flexible childcare hours to meet the needs of parents working shift patterns. It was felt that childcare provision on a school site is easier for working parents in terms of location and affordability and consistency for the child.

While location of childcare providers in some instances was felt to be good, other felt that location was not always easily accessible as they were not all on bus routes and so having a car was essential to getting the child to the childcare provider. Childcare nearer the place of work or the child's school would be a solution to this.

(ii) Parents seeking work or training opportunities

Similar comments were made to those above, again with the cost of childcare and issues with transport being a barrier to accessing childcare. Poor location or lack of Welsh medium childcare was not given as a barrier by this group.

(iii) Unemployed Households

Again the cost of childcare was given as the main reason for not using formal childcare however, the majority of these parents stated that they were stay at home parents and did not have a need for childcare.

(iv) Low income families

Barriers for this group of parents were again given as cost and that either they or their partners stayed at home to care for the children or they used friends and family. A more detailed view into take up of financial support for childcare is looked at in the next Chapter. A small number of families stated they had problems with transport.

(vi) Families from ethnic minority backgrounds

There were very few parents from minority ethnic backgrounds that stated they had barriers to using childcare with expense being the main reason.

(vii) Families with children who have special educational needs, or a disability

In addition to the comments made by parents in the focus group for children with additional needs and those that responded to the specific questionnaire (noted above in 7.4.1), those that completed the parent survey with children with special educational needs or a disability particularly highlighted, along with the high cost of childcare, that the main barriers to using childcare was that they could not find childcare that catered for their children's particular needs, there was no childcare at the times they needed it and there was no wrap around or after school provision at their child's school.

8. Early Years Part Time Education (Foundation Phase) and Flying Start Provision

8.1. Analysis of Early Years Part Time Education (Foundation Phase)

- **Number of childcare providers funded to provide Early Years Part Time Education**

There are currently 12 Childcare providers contracted to deliver Early Years Education across the county borough, 5 English medium and 7 Welsh Medium.

- **Number of schools funded to provide Early Years Part Time Education**

According to Caerphilly Schools data for the Summer term 2016 there were 71 schools who provided Early Years Education, 59 English medium and 11 Welsh medium. Of these, 8 English medium, 2 Welsh medium and 1 Faith school do not offer places for Rising 3's. (N1). The Admissions number (available places) per academic year for all schools is 2,412 places for Early Years Education, 2004 in English Medium and 408 in Welsh medium. Class numbers, in many cases, include both N1 and N2 children where they share a class space.

- **Attendance profile of children attending provision (childcare providers and schools)**

Take up of rising 3's nursery places (N1) in schools for the summer of 2016 was 984 children. Take up of places in non-maintained settings was 105 places. Take up of Rising 4 (N2) places for the academic year 2015/16 was 2,047 (1,673 in English medium schools and 374 in Welsh medium schools). The Admissions department are unable to state a percentage take up as they do not know actual eligibility numbers. As Rising threes provision is only offered the term after their third birthday, these figures represent only children whose 3rd birthday falls in the autumn and spring terms (i.e. 7/12ths of a full year cohort of live births).

The number of parents stating in the Parent Questionnaire that they take up their Early Years entitlement out of county was 8, 2 in Merthyr, 2 in Cardiff, 2 in Blaenau Gwent, 1 in the Vale and 1 in RCT. We are also aware that there are 17 children who attend childcare settings in Newport County to access their Early Years Education entitlement.

There were 3 children attending Caerphilly Early Years Education places in childcare settings in July 2016, one from Newport, one from Blaenau Gwent and one from Rhondda Cynon Taff.

- **Weekly attendance profile of children attending provision funded by childcare providers**

Across the non-maintained childcare providers the average weekly attendance of children is average 76.82%. In English medium settings average weekly attendance is average 82.84% and in Welsh medium settings average weekly attendance is average 72.52%.

- **Number of childcare places filled, required and available**

The number of EY Education places in childcare settings across the borough in the summer term 2016 was 105 places. The number required is unknown and the number available is flexible depending on parental choice and policy of the setting. For the majority of the settings, if there is high demand for EY Education places the childcare setting will make available all childcare places for rising threes. Some settings on the other hand, may also provide childcare for Flying Start children (mixed provision) and will share places between the two programmes depending on the demand for each. This fluctuates annually.

When looking at the number of Early Years Education places available for Rising 3's (N1) there are approximately 1,161 children aged 3 who are eligible for EY Education (7/12ths of the full number of 3 year olds across the borough). The annual admission number for schools is 2,412 plus the places available in childcare settings.

When looking at the number of EY Education Places available for the 4 year olds (N2) there are approximately 2,114 children aged 4 across the borough who are eligible for Early Years Education. The annual admission number for schools is 2,412.

Given the figures above, across the borough there are sufficient EY Education places available for all children who are eligible to attend.

- **Demand for Welsh medium**

The demand for Welsh Medium education, according to the WESP – Assessing Demand for Welsh Medium Education (Wales) Regulations 2013, annual survey was 21.6%. This annual questionnaire is given to all parents of 0 – 1 year olds to assess their demand for language medium of their education.

The following table (fig 132) calculates whether there are sufficient places for Welsh medium education for 3 and 4 year olds in Foundation Phase in schools and childcare settings:

| | Caerphilly | Caerphilly Basin | Lower Sirhowy Valley | Mid Valleys East | Mid Valleys West | Upper Rhymney Valley |
|--|-------------------|-------------------------|-----------------------------|-------------------------|-------------------------|-----------------------------|
| Annual Places in Welsh medium Schools | 408 | 154 | 31 | 57 | 74 | 66 |
| Annual places in Welsh medium childcare settings | 112 | 24 | 9 | 24 | 21 | 0 |
| Number eligible 3 year olds | 1161 | 379 | 139 | 278 | 187 | 178 |
| Number eligible 4 year olds | 2114 | 695 | 316 | 432 | 303 | 368 |
| Places required for Welsh Medium Early Years Education* - 3 year olds | 251 | 82 | 17 | 60 | 40 | 38 |
| Places Required for Welsh medium Early Years Education* - 4 year olds | 456 | 150 | 68 | 93 | 65 | 79 |
| Sufficient Places – 3 year olds** | Yes | Yes | Yes | Yes | Yes | Yes |
| Sufficient places – 4 year olds**. | No | Yes | No | No | Yes | No |

Fig 132 sufficiency of Welsh medium education places

*calculated to be 21.6% of all school children, as according to the WESP.

**It should be noted that some schools operate a system of 3 and 4 year olds sharing a class room. There is also no statutory limit on the number of children aged 3 (i.e. not of statutory school age) that can be in a class.

- **Number of parents not claiming their free entitlement and reasoning**

This information is not available at a schools admission level.

Anecdotal information has been analysed from the Parent Survey that was available to all parents to complete during the summer of 2016.

Out of 126 parents who responded to the survey who have children aged 3-4 years, 84 (66.6%) said they took up the free Early Years Entitlement. Of the 38 who said they did not take it up, 23 (18.25%) said it was because they did not know about the entitlement, 2 didn't think their child would benefit, 5 said their child was already in full time education, 2 could not get a place at their chosen provider and 5 said timings of the sessions did not meet their needs. One parent noted that they could not pick their child up at 11.45 and take them to an alternative childcare for the afternoon as she was in work. One parent did not take up the entitlement as their local school did not offer early years education for 3 year olds.

- **Childcare required by parents to enable them to claim their full entitlement**

Parents were asked what childcare they would require to enable them to claim their full entitlement. The following responses were made:

14 wanted Breakfast Club, 3 Lunchtime Club, 9 would require an additional playgroup or Cylch Meithrin session in the morning, 10 would require an additional playgroup or Cylch Meithrin session in the afternoon and 14 would need After School Provision of some type. Working with the schools to support the development of a full cohort of childcare to support families childcare needs is one of

the actions that will be completed as a response to this assessment as we move towards the roll out of the Welsh Governments Free Childcare Offer for 3 and 4 year olds.

8.1.2 Caerphilly Basin

| Caerphilly Basin | Summer 2016 data |
|--|---|
| Number of childcare providers funded to provide Early Years Part Time Education | 3 (2 English medium, 1 Welsh medium) |
| Number of schools funded to provide Early Years Part Time Education | 19 schools (16 English medium, 3 Welsh medium, plus 1 Faith school) N.B. 4 English schools do not offer Rising 3's (N1), nor does the Faith school |
| Admission numbers – English medium schools | 653/per academic year* |
| Admission numbers – Welsh medium Schools | 154/per academic year* |
| Attendance profile of children attending provision (childcare providers - English) | 19** |
| Attendance profile of children attending provision (childcare providers – Welsh) | 16** |
| Attendance profile of children attending N1 provision (schools - English) | 193 |
| Attendance profile of children attending N1 provision (schools - Welsh) | 80 |

Fig 133 analysis of provision

*this could be a mixture of N1 and N2 children

**the number of places available in non-maintained settings is not a set number and could be the maximum number of places the setting is registered with CSSIW to provide. This figure represents the number of children actually accessing EY Ed in the Summer term 2016

- **Number of EY Education places filled, required and available**

The total admission number in schools per academic year is 807, (653 English medium and 154 Welsh Medium). In addition there are places available for Rising 3's in childcare provision (both English and Welsh medium). There are approximately 379 children who are eligible for Rising 3's (N1) and 695 children who are 4 year olds (N2). There are sufficient places available for all eligible 3 and 4 year old for Early Years Education.

- **Demand for Welsh Medium** – the table (fig 133) above shows there are sufficient Welsh medium Early Years Education places for both 3 and 4 year olds who require it.

- **Number of parents not claiming their free entitlement and reasoning**

In Caerphilly Basin, of the 46 parents who had a child aged 3 or 4, 30 took up their entitlement to Early Years Education, 15 did not and 1 did not know about it. All of those that did take it up attended in Caerphilly borough.

Of those that did not take it up, 5 said they did not know about the entitlement, 1 didn't think their child would benefit, 4 said their child was already in full time education 1 could not get a place at their chosen provider and 4 said the timings did not meet their needs.

- **Childcare required by parents to enable them to claim their full entitlement**

7 parents noted that they would need access to a breakfast club, 2 said a lunch time club, 11 additional playgroup or Cylch Meithrin and 7 said they would need access to after school provision to enable them to take up their full entitlement to early years education.

8.1.3 Lower Sirhowy Valley

| Lower Sirhowy Valley | Summer 2016 data |
|--|--|
| Number of childcare providers funded to provide Early Years Part Time Education | 1 (0 English medium, 1 Welsh medium) |
| Number of schools funded to provide Early Years Part Time Education | 9 schools (8 English medium, 1 Welsh medium) N.B. 1 English school does not offer Rising 3's (N1) |
| Admission numbers – English medium schools | 288/per academic year* |
| Admission numbers – Welsh medium Schools | 31/per academic year* |
| Attendance profile of children attending provision (childcare providers - English) | 0 |
| Attendance profile of children attending provision (childcare providers – Welsh) | 9** |
| Attendance profile of children attending N1 provision (schools - English) | 223 |
| Attendance profile of children attending N1 provision (schools - Welsh) | 20 |

Fig 134 analysis of provision

*this could be a mixture of N1 and N2 children

**the number of places available in non-maintained settings is not a set number and could be the maximum number of places the setting is registered with CSSIW to provide. This figure represents the number of children actually accessing EY Ed in the Summer term 2016

- Number of EY Education places filled, required and available**

The total admission number in schools per academic year is 319, (288 English medium and 31 Welsh Medium). In addition, there are places available for Rising 3's in childcare provision (Welsh medium). There are approximately 139 children who are eligible for Rising 3's (N1) and 316 children who are 4 year olds (N2). There are sufficient places available for all eligible 3 and 4 year old for Early Years Education.

- **Demand for Welsh Medium** – the table (fig 134) above shows there are sufficient Welsh medium Early Years Education places for all 3 year olds who require it, but there are not enough places for all 4 year olds who may require it. Early Years Education is not currently available for 4 year olds in childcare settings.

- **Number of parents not claiming their free entitlement and reasoning**

In Lower Sirhowy Valley, of the 23 parents who had a child aged 3 or 4, 14 took up their entitlement to Early Years Education, 7 did not and 2 did not know about it. All of those that did take it up attended in Caerphilly borough.

Of those that did not take it up, 6 said they did not know about the entitlement and 1 said their child was already in full time education.

- **Childcare required by parents to enable them to claim their full entitlement**

3 parents stated they would need access to a breakfast club, 1 to additional playgroup or Cylch Meithrin and 3 would need access to after school provision to enable them to claim their entitlement.

8.1.4 Mid Valleys East

| Mid Valleys East | Summer 2016 data |
|---|--|
| Number of childcare providers funded to provide Early Years Part Time Education | 4 (1 English medium, 3 Welsh medium) |
| Number of schools funded to provide Early Years Part Time Education | 17 schools (15 English medium, 2 Welsh medium) N.B. 2 English schools and 1 Welsh school do not offer Rising 3's (N1) |
| Admission numbers – English medium schools | 442/per academic year* |
| Admission numbers – Welsh medium Schools | 56/per academic year* |

| | |
|--|------|
| Attendance profile of children attending provision (childcare providers - English) | 7** |
| Attendance profile of children attending provision (childcare providers – Welsh) | 24** |
| Attendance profile of children attending N1 provision (schools - English) | 215 |
| Attendance profile of children attending N1 provision (schools - Welsh) | 22 |

Fig 135 analysis of provision

*this could be a mixture of N1 and N2 children

**the number of places available in non-maintained settings is not a set number and could be the maximum number of places the setting is registered with CSSIW to provide. This figure represents the number of children actually accessing EY Ed in the Summer term 2016

- **Number of EY Education places filled, required and available**

The total admission number in schools per academic year is 557, (500 English medium and 57 Welsh Medium). In addition, there are places available for Rising 3's in childcare provision (English and Welsh medium). There are approximately 278 children who are eligible for Rising 3's (N1) and 432 children who are 4 year olds (N2). There are sufficient places available for all eligible 3 and 4 year old for Early Years Education.

- **Demand for Welsh Medium** – the table (fig 135) above shows there are sufficient Welsh medium Early Years Education places for all 3 year olds who require it, but there are not enough places for all 4 year olds who may require it. Early Years Education is not currently available for 4 year olds in childcare settings.

- **Number of parents not claiming their free entitlement and reasoning**

In Mid Valleys East, of the 17 parents who had a child aged 3 or 4, 12 took up their entitlement to Early Years Education and 5 did not. All of those that did take it up attended in Caerphilly borough.

Of those that did not take it up, 3 said they did not know about the entitlement and 1 said they did not think their child would benefit.

- **Childcare required by parents to enable them to claim their full entitlement**

3 parents stated they would need access to a breakfast club, 1 to additional Playgroup or Cylch Meithrin and 3 would need access to after school provision to enable them to claim their entitlement.

8.1.5 Mid Valleys West

| Mid Valleys West | Summer 2016 data |
|--|--|
| Number of childcare providers funded to provide Early Years Part Time Education | 3 (1 English medium, 2 Welsh medium) |
| Number of schools funded to provide Early Years Part Time Education | 10 schools (8 English medium, 2 Welsh medium, plus 1 Special needs school) N.B. 1 English school and 1 Welsh school do not offer Rising 3's (N1). |
| Admission numbers – English medium schools | 252/per academic year* |
| Admission numbers – Welsh medium Schools | 74/per academic year* |
| Attendance profile of children attending provision (childcare providers - English) | 1** |
| Attendance profile of children attending provision (childcare providers – Welsh) | 21** |
| Attendance profile of children attending N1 provision (schools - English) | 131 |
| Attendance profile of children attending N1 provision (schools - Welsh) | 18 |

Fig 136 analysis of provision

*this could be a mixture of N1 and N2 children

**the number of places available in non-maintained settings is not a set number and could be the maximum number of places the setting is registered with CSSIW to provide. This figure represents the number of children actually accessing EY Ed in the Summer term 2016

- **Number of EY Education places filled, required and available**

The total admission number in schools per academic year is 326, (252 English medium and 74 Welsh Medium). In addition, there are places available for Rising 3's in childcare provision (English and Welsh medium). There are approximately 187 children who are eligible for Rising 3's (N1) and 303 children who are 4 year olds (N2). There are sufficient places available for all eligible 3 and 4 year old for Early Years Education.

- **Demand for Welsh Medium** – the table (fig 136) above shows there are sufficient Welsh medium Early Years Education places for both 3 and 4 year olds who require it.

- **Number of parents not claiming their free entitlement and reasoning**

In Mid Valleys West, of the 23 parents who had a child aged 3 or 4, 15 took up their entitlement to Early Years Education and 8 did not. All of those that did take it up attended in Caerphilly borough.

Of those that did not take it up, 6 said they did not know about the entitlement, 1 said the timings of the sessions did not meet their needs and 1 said they could not get a place at their chosen provider.

- **Childcare required by parents to enable them to claim their full entitlement**

2 parents stated they would need access to a breakfast club, 1 to a lunchtime club, 3 to additional Playgroup or Cylch Meithrin and 3 would need access to after school provision to enable them to claim their entitlement.

8.1.6 Upper Rhymney Valley

| Upper Rhymney Valley | Summer 2016 data |
|--|---|
| Number of childcare providers funded to provide Early Years Part Time Education | 0 |
| Number of schools funded to provide Early Years Part Time Education | 15 schools (12 English medium, 3 Welsh medium) N.B. all schools offer Rising 3's (N1), |
| Admission numbers – English medium schools | 311/per academic year* |
| Admission numbers – Welsh medium Schools | 66/per academic year* |
| Attendance profile of children attending provision (childcare providers - English) | 0 |
| Attendance profile of children attending provision (childcare providers – Welsh) | 0 |
| Attendance profile of children attending N1 provision (schools - English) | 151 |
| Attendance profile of children attending N1 provision (schools - Welsh) | 30 |

Fig 137 analysis of provision

*this could be a mixture of N1 and N2 children

- Number of EY Education places filled, required and available**

The total admission number in schools per academic year is 403, (311 English medium and 92 Welsh Medium). There are no additional places available for Rising 3's in childcare provision. There are approximately 178 children who are eligible for Rising 3's (N1) and 368 children who are 4 year olds (N2). There are sufficient places available for all eligible 3 and 4 year old for Early Years Education.

- **Demand for Welsh Medium** – the table (fig 137) above shows there are sufficient Welsh medium Early Years Education places for all 3 year olds who require it, but there are not enough places for all 4 year olds who may require it. Early Years Education is not currently available for 4 year olds in childcare settings.

- **Number of parents not claiming their free entitlement and reasoning**

In upper Rhymney Valley, of the 11 parents who had a child aged 3 or 4, 9 took up their entitlement to Early Years Education, and 2 did not. All of those that did take it up attended in Caerphilly borough.

Of those that did not take it up, 2 said they did not know about the entitlement.

- **Childcare required by parents to enable them to claim their full entitlement**

1 parent said they would need access to additional Playgroup or Cylch Meithrin to enable them to claim their entitlement.

- **3 and 4 year olds**

The Welsh Government Free Childcare Offer for 3 and 4 year olds will encompass all eligible children matching the eligibility criteria for Foundation phase part time early years education, i.e. the term after a child's third birthday until the September after their fourth birthday. This will encompass 5 school terms. In Caerphilly there were approximately 4,100 3 and 4 year olds. A crude calculation would mean that there would be approximately 5/6 of this number of eligible age, totalling approximately 3,420.

Families are only entitled to access the free childcare offer if both (or in a single parent household, one) parents are working based on the same eligibility criteria as the Tax Free Childcare Scheme, i.e. both parents (or single parent) earning the equivalent of 16 hours at national minimum wage up to a cap of £100,000. Based on these figures Welsh government estimate there to be approximately 50 – 50% of families eligible. Therefore, in Caerphilly there will be approximately 1,710 – 1,880 children eligible every year.

8.2 Summary of key strengths and weaknesses

- Across Caerphilly Borough there are sufficient places for 3 and 4 year olds to access their Early Years Foundation Phase entitlement.
- The non-maintained sector (childcare) offers parents a choice for children who are rising 3 years old. This increases the number of places available for this age group particularly for those who wish to access Welsh medium provision.
- Working closely with colleagues in Mudiad Meithrin, we are increasing the rate of transition between children attending Cylch Meithrin and Welsh medium primary school.
- Sufficiency of places in Welsh medium for children the year they turn 4 years old is only available in maintained (school) settings.
- The parent survey indicated that only 66% of parents take up their free entitlement to Early Years education. The highest rate of take up is in the Upper Rhymney Valley area (81%) with the lowest being in the Lower Sirhowy Valley area (61%).

8.3. Analysis of Flying Start Provision

- **Number of childcare providers funded to provide Flying Start, including Flying Start only provision**

In total there are 33 settings delivering Flying Start childcare provision across the 26 Flying Start areas in Caerphilly borough. Of these, 20 are maintained by Caerphilly County Borough Council and 13 are non-maintained childcare providers who are contracted with the council to provide Flying Start Places. A new Welsh medium Flying Start centre is due to open in the Caerphilly Basin area Autumn 2016.

In the maintained sector, in July 2016, there were up to 526 Flying Start Childcare places available in Flying Start only provision of which 430 places were taken up. (N.B. if all settings were staffed to maximum capacity, there would be 688 places available – an additional 162 places). All of the places taken up in the maintained sector were in English medium Settings with elements of Welsh.

In the non-maintained sector, which offers a mixed economy of provision (Flying Start childcare and childcare for private customers with 5 settings offering Early Years Education places as well), there were 112 Flying Start Childcare places taken up. Of these, 67 places were in English medium settings and 46 were in Welsh medium settings.

In total, at current staffing levels, there are 96 unused Flying Start childcare places across the borough in maintained settings. The number available in the non-maintained sector is dependent on parental choice and spaces available in the childcare provision. There are 4 children on the waiting list in Sept 2016 for Flying Start childcare places in the Trinant area in Mid Valleys East

Caerphilly Basin – 5 maintained settings (plus one Welsh Medium due to open Autumn term 2016) and 5 Non maintained settings (including one Welsh medium). There were 156 places available in the maintained sector of which 137 were taken up. In the non-

maintained sector there were 41 places taken up. Of these 146 were in English Medium settings and 7 were in Welsh medium settings. There were 19 unused Flying Start childcare places in the maintained settings.

(N.B. if all maintained settings were staffed to maximum capacity, there would be a total of 192 places available – an additional 36 places).

Lower Sirhowy Valley - 1 maintained setting, and 2 non-maintained settings There were 17 places available in the maintained sector of which 14 were taken up. In the non-maintained sector there were 16 places taken up. Of these 18 were in English Medium settings and 12 were in Welsh medium settings. There were 3 unused Flying Start childcare places in the maintained settings.

(N.B. if all maintained settings were staffed to maximum capacity, there would be a total of 40 places available – an additional 23 places).

Mid Valleys East – 6 maintained settings, and 3 non-maintained settings (including one Welsh and one bilingual setting). There were 130 places available in the maintained sector of which 103 were taken up. In the non-maintained sector there were 32 places taken up. Of these 121 were in English Medium settings and 14 were in Welsh medium settings. There were 27 unused Flying Start childcare places in the maintained settings. In the Trinant area, there is a waiting list for 4 Flying Start Childcare places. These could be offered in alternative settings within the geographic area, but this area is relatively remote and would not be within the 15 minute walking distance that is prescribed in Flying Start guidance. (N.B. if all maintained settings were staffed to maximum capacity, there would be a total of 160 places available – an additional 30 places).

Mid Valleys West - 2 maintained settings, and 1 non-maintained setting. There were 74 places available in the maintained sector of which 63 were taken up. In the non-maintained sector there were 10 places taken up. Of these 73 were in English Medium settings and 0 were in Welsh medium settings. (N.B. Two additional Cylch Meithrin are contracted to deliver Welsh medium Flying Start places but are still working towards eligibility criteria.) There were 11 unused Flying Start childcare places in the maintained settings. (N.B. if all maintained settings were staffed to maximum capacity, there would be a total of 92 places available – an additional 18 places).

Upper Rhymney Valley - 6 maintained settings, and 2 non-maintained settings (both Welsh medium). There were 149 places available in the maintained sector of which 113 were taken up. In the non-maintained sector there were 13 places taken up. Of these 113 were in English Medium settings and 13 were in Welsh medium settings. There were 36 unused Flying Start childcare places in the maintained settings.

(N.B. if all maintained settings were staffed to maximum capacity, there would be a total of 204 places available – an additional 55 places).

- **Number of parents living in a Flying Start area, who are accessing free childcare**

The number of parents who are living in a Flying Start area who are accessing funded Flying Start childcare provision in July 2016 was 549.

- **Number of parents not accessing free childcare and reasoning**

The number of parents who are living in a Flying Start area and who are not accessing their entitlement to funded Flying Start childcare provision is 49, the reasons given are outlined below as held by the Flying Start team:

- Provision unavailable (buildings not yet operational) 33
- Unknown 6
- Parent/carer felt child was too young 3
- Parental choice 3
- Attending Private Nursery 1
- Severe complex needs 1
- Moved house / LAC / custody changes 1
- Moved house 1

Other reasons given via the Parent Questionnaire included: “timings are impossible”, “I was told my daughter was not eligible as she will be 3 in August”, “I work so not entitled”, “no room and Holly is not a priority”, “assume we are not eligible”.

8.4. Summary of key strengths and weaknesses

- There are sufficient childcare places in both maintained and contracted non-maintained settings across the borough for all children who are eligible.
- There is only one setting in the Trinant area of Mid Valleys east where there is not sufficient local places with 4 children on the waiting list.
- There is a Welsh medium-only maintained setting that is due to open in the Caerphilly Basin in Spring 2017.

9 Free Breakfast Club Provision

9.1. Analysis of Free Breakfast Club Provision

| Area | Medium of Places Available | Notes |
|----------------------|----------------------------|---|
| Caerphilly Basin | 1147 English 198 Welsh | There are no free Breakfast club places in the St Martins ward. All Welsh schools offer Free Breakfast club places. |
| Lower Sirhowy Valley | 415 English 38 Welsh | There are no free Breakfast club places available in the Risca West ward. |
| Mid Valleys East | 726 English 51 Welsh | There are no free Breakfast club places available in the Penmaen ward. |
| Mid valleys West | 296 English 118 Welsh | |
| Upper Rhymney | 363 English 127 Welsh | There are no free Breakfast club places available in the Pontlottyn or Twyn Carno wards. |

Fig 138 analysis of free breakfast club provision

As many parents utilise the funded breakfast clubs operating on school premises as childcare to support working hours this is a valuable asset that supports childcare sufficiency. However, it should be noted that these clubs are not regulated by CSSIW. In areas where there is a lack of funded on school site breakfast clubs we will need to consider whether there is sufficient before-school childcare provision to support working parents.

10. Working Tax Credit/ Universal Credit and Employer Supported Childcare/ Tax Free Childcare

10.1. Analysis of Working Tax Credit/ Universal Credit and Employer Supported Childcare/ Tax Free Childcare

10.1.2 Summary of the key findings from the evidence in Annex 12.

Across Caerphilly there were 74 respondents (of the 235 who use childcare) to the Parental Questionnaire (31.5%) who stated they claimed the childcare element of Working Tax Credit with 377 either not claiming it or stating this was not applicable to them. There were also 49 respondents who stated they claimed tax free childcare or received assistance through an employer supported scheme. The childcare element of the Working families tax credit is accessible by families who are using childcare that is registered with CSSIW or as an approved Nanny and where the household income is below a certain threshold. For full details go to: <https://www.gov.uk/child-tax-credit/what-youll-get>

10.1.3 Number of respondents claiming per childcare provision and number of children attending

From the information given in the Parental Questionnaire, the following table (fig 139) shows the geographic breakdown of the numbers of respondents who claim the childcare element of working tax credit by childcare type:

Table (fig 139) Numbers Claiming childcare element of working tax credit

| | Caerphilly Basin | Lower Sirhowy Valley | Mid Valleys East | Mid Valleys West | Upper Rhymney Valley |
|-----------------|-------------------------|-----------------------------|-------------------------|-------------------------|-----------------------------|
| Childminder | 3 | 5 | 2 | 1 | 1 |
| Day Nursery | 7 | 5 | 7 | 7 | 3 |
| Playgroup/Cylch | 2 | 2 | 4 | 1 | 0 |

| | | | | | |
|-------------------|---|---|---|---|---|
| Meithrin | | | | | |
| Creche | 0 | 1 | 0 | 0 | 1 |
| After School Club | 6 | 1 | 3 | 6 | 1 |
| Breakfast Club | 4 | 0 | 1 | 1 | 1 |
| Playscheme | 0 | 0 | 2 | 2 | 0 |
| Open Access Play | 0 | 0 | 0 | 0 | 0 |
| Nanny | 0 | 0 | 0 | 1 | 0 |

The majority of parents claim this financial support for children who are attending a day nursery (total 29), with 17 claiming for children that attend After school provision and 12 claiming that use childminders.

Those parents that claim tax free childcare or receive assistance through an employer supported scheme such as a salary sacrifice scheme was 49 parents across Caerphilly borough with 283 stating they did not claim this financial support. The following table (fig 140) gives a geographic breakdown of those that claim and by childcare type.

Table (fig 140) Numbers claiming tax free childcare or receive assistance through an employer supported scheme

| | Caerphilly Basin | Lower Sirhowy Valley | Mid Valleys East | Mid Valleys West | Upper Rhymney Valley |
|---------------------------------|-------------------------|-----------------------------|-------------------------|-------------------------|-----------------------------|
| Childminder | 1 | 0 | 1 | 2 | 0 |
| Day Nursery | 12 | 0 | 13 | 2 | 1 |
| Playgroup/Cylch Meithrin | 1 | 1 | 3 | 1 | 0 |
| Crèche | 0 | 0 | 0 | 0 | 0 |
| After School Club | 4 | 0 | 2 | 1 | 0 |
| Breakfast Club | 3 | 0 | 3 | 1 | 0 |
| Playscheme | 3 | 0 | 1 | 1 | 0 |

| | | | | | |
|-------------------------|---|---|---|---|---|
| Open Access Play | 1 | 0 | 0 | 0 | 0 |
| Nanny | 0 | 0 | 0 | 0 | 0 |

From the information provided above it is quite clear that the majority of parents who claim financial assistance for childcare costs are those that use day nursery childcare provision. These providers have traditionally been those that have engaged in the various Childcare Voucher Schemes that are offered by many employers as an in work benefit. In April 2017 the UK Government's tax free childcare scheme is being launched as a universal benefit that all parents can access to help pay for childcare. All parents will be able to access this support if their children attend a childcare provider that is registered with HMRC to offer the benefit.

10.1.4 Number of respondents intending to claim in future and childcare requirements

Parents were asked in the Parent Questionnaire if they intend to claim either the childcare element of working tax/universal credit or tax free childcare or receive assistance through an employer supported scheme in the future. The following table (fig 141) gives an indication of the numbers per geographic area. Once again it can be seen that the majority of parents use this type of financial support for children attending day nursery, childminders and after school provisions.

Table (fig 141) Future intention to claim financial support towards the costs of childcare

| | Caerphilly Basin | | Lower Sirhowy Valley | | Mid Valleys East | | Mid Valleys West | | Upper Rhymney Valley | |
|---------------------------------|--------------------------------------|--|--------------------------------------|--|--------------------------------------|--|--------------------------------------|--|--------------------------------------|--|
| | Childcare element working tax credit | Tax free childcare /employer supported | Childcare element working tax credit | Tax free childcare /employer supported | Childcare element working tax credit | Tax free childcare /employer supported | Childcare element working tax credit | Tax free childcare /employer supported | Childcare element working tax credit | Tax free childcare /employer supported |
| Childminder | 4 | 2 | 5 | 2 | 2 | 1 | 4 | 4 | 2 | 1 |
| Day Nursery | 5 | 13 | 5 | 4 | 7 | 11 | 6 | 4 | 2 | 2 |
| Playgroup/Cylch Meithrin | 2 | 1 | 2 | 1 | 2 | 2 | 1 | 0 | 0 | 0 |

| | | | | | | | | | | |
|--------------------------|---|---|---|---|---|---|---|---|---|---|
| Creche | 1 | 0 | 1 | 0 | 0 | 0 | 0 | 3 | 0 | 0 |
| After School Club | 6 | 5 | 2 | 1 | 1 | 2 | 6 | 1 | 2 | 0 |
| Breakfast Club | 3 | 1 | 0 | 0 | 0 | 3 | 1 | 2 | 2 | 0 |
| Playscheme | 1 | 2 | 0 | 0 | 0 | 1 | 2 | 0 | 0 | 0 |
| Open Access Play | 0 | 0 | 0 | 0 | 0 | 0 | 0 | 1 | 0 | 0 |
| Nanny | 0 | 0 | 0 | 0 | 0 | 0 | 0 | | 0 | 0 |

10.1.5 Number of respondents not claiming and reasoning

The number of respondents not claiming the childcare element of Working Tax credit was 258 of the 332 who responded to this question. This equates to 78% of parents that use childcare. The highest percentage of those not claiming this benefit was in Caerphilly Basin (80%) and the lowest was in Lower Sirhowy Valley (71%). The reasons given are seen below in table (fig 142) below.

The number of respondents not claiming assistance through an employer supported scheme or tax free childcare is 283 of the 332 who responded to this question. This equates to 85% of parents that use childcare. The highest percentages of those not claiming were from the Upper Rhymney Valley (99%) and the Lower Sirhowy Valley (98%) with less families not claiming in Caerphilly Basin (79%) and Mid Valleys East (78%). The reasons given are in table (fig 142) below

| | Childcare Element Working Tax Credit | Tax Free childcare/Employer Supported Scheme |
|--|---|---|
| I do not know about this benefit | 59 | 88 |
| I know that I am not eligible | 131 | 60 |
| I am unsure whether I am eligible | 71 | 73 |

| | | |
|---|----|----|
| I choose not to claim it | 3 | 13 |
| I find the process too complicated | 11 | 15 |
| I haven't the time to claim it | 1 | 4 |
| I cannot get the information or advice I need to complete my claim | 6 | 6 |
| My Circumstances change too often to enable me to claim easily | 13 | 6 |
| I do not pay for the childcare that I use | 25 | 28 |
| The setting is not registered | 3 | 4 |
| other | 70 | 15 |
| | | |

Fig 142 reasons for not claiming

“Other” reasons for not claiming Childcare Element of Working Tax credit included: “no longer required”, “I don’t understand it”, “my ex partner claims it”, “I find the tax credits process complicated and time consuming”, “I think I earn too much”, “ we are not eligible as my husband is a student”, “I get childcare vouchers instead”.

“Other” reasons for not claiming tax free childcare/employer supported scheme included: “my costs vary each month and it would be too difficult to claim back any extra money paid in over the year”, “I’m self-employed”, “it cannot be used in conjunction with the childcare element of wtc”, “I don’t plan on having any more children”, “ I do not pay any tax through my employer so do not think I am eligible”.

Other financial help that is available to help pay for the costs of childcare include the local authority run Assisted Places Scheme which supports children with emerging needs to access childcare provision where the parent is unable to pay. This is a referral scheme and only where it is deemed important that a child accesses childcare to support them will the financial assistance be available.

2 parents noted that they receive a grant from a training agent to support childcare. Two received a bursary from the NHS, one received help from their family. Two people mentioned the universal child benefit as a way of supporting childcare costs.

10.2. Summary of key strengths and weaknesses

- 31.5% of parents who responded to the parental survey who use childcare claim the childcare element of Working Tax credit. Those that are ineligible include those who are above the earnings threshold or attend free (funded childcare).
- Of those that don't claim the benefit, 21% said they did not know about the benefit (this includes those that are not eligible too).
- Lowest rates of claimants are in the Upper Rhymney Valley (maybe due to the lack of Day nurseries and the high number of Flying Start provisions).
- Financial support is mainly used by parents accessing childcare in Day Nurseries and After School Clubs.
- 21% of parents who responded to the parental survey use an employer assisted scheme to help pay their childcare costs. This number will hopefully increase as the UK government introduces the universal Tax Free Childcare Scheme in April 2017.
- Many people were aware of the benefits available to them but knew they were not eligible.

11. Sustainability

In Caerphilly, the Local Authority's Early Years Service Area recognises the importance of supporting the sustainability of the local childcare market and employs dedicated Childcare Development Officers to ensure this is realised. Working in partnership with our Family Information Service, planning department, Business development unit, Families First partner organisations, GAVO, the national umbrella organisations and other relevant departments and external organisations, our Early Years team offers support and guidance to the childcare sector to help provide a strong, well-qualified, highly regarded and sustainable childcare sector.

Through the Out of School Childcare Grant and the Local Authority's Revenue Support Grant (RSG), we offer Childcare Business Start-up grants to new childcare ventures (RSG is for Childminder Start up grants) to support settings through their initial start up period. In addition to the funding, the Childcare Development officers offer a package of support that includes financial forecasting, development of sound business plans, marketing advice, consultation, safe recruitment, quality environments, etc., in order to help them become an established, strong and viable business. On-going advice and guidance is available to the sector for supporting sustainability in the long term alongside sustainability grants to strengthen a registered childcare setting that is at severe risk of closure.

Within the package of support for childcare providers our Childcare Development Officers signpost providers to all available means of support including our Business Development Unit to access grants and web site design, to HMRC to access the most up to date information on tax free childcare and employer supported childcare, and more recently to the Welsh Governments Talk Childcare Website to ensure settings are fully conversant with all information that can help them to become sustainable settings. Our FIS colleagues also work with both parents and providers to ensure that they are fully aware of any funding that is available to help to pay for the costs of childcare such as Working Tax credits. This is achieved through visits to settings, through the Early Years and FIS Web sites, the FIS Facebook page, via direct emails and texts and through our termly newsletter.

We believe that one of the best ways of achieving sustainability is to provide a high quality setting and in order to achieve this, childcare providers should have highly qualified staff and present an environment that is safe and nurturing for the children it cares for. As such, we provide a comprehensive package of qualifications and continuing professional development training which is

inclusive and open to all. We also work alongside other programmes that are helping to both upskill and bring new entrants into the childcare sector including Progress for Success, local apprenticeship schemes, Bridges into Work2 and Working Skills for Adults, Jobs Growth Wales and the Lift Project. In addition we work closely with the Welsh comprehensive school to encourage Welsh speakers to enter the childcare market as a career option to help sustain our Welsh medium childcare provision.

We encourage all providers to undertake and maintain the Caerphilly Quality Standard, the Healthy Early Years Scheme and the Advanced Childminder Award. Parents will be more likely to choose a provider for their child if it promotes a high quality service and thus helping to sustain the setting. We also support unregistered settings to become registered with CSSIW in order to not only demonstrate to families and parents that they meet a set of approved standards and that they are monitored provision, but also that families can access financial support, such as tax free childcare, if they are registered.

We continue to work with settings to support sustainability and those settings that are contracted with the local authority to deliver Flying Start Childcare, Early Years Education (Foundation Phase), Assisted Places, Supported Places and Social Services Placements have additional support to ensure they are strong and viable businesses where parents will choose to send their children. We will be working with all providers over the coming months and years to ensure the sector can offer a high quality service that is resilient, nurturing and safe where families can access their entitlement to the free childcare offer for 3 and 4 year olds. Again, programmes such as these, can only help to sustain the childcare market.

We are aware that two day nurseries and one after school provision have closed in the past year. One of the day nurseries was very small (only registered for 12 places) and located in the Upper Rhymney Valley area, one of the more deprived areas in the county borough. Numbers were low and despite all efforts to sustain and market the provision, it remained unsustainable. The other day nursery closed as it was forced to move premises to a new location which was then sold to a new owner who wished to redevelop the whole site. Unfortunately the Day Nursery in question could not sustain moving premises again (including the time scales associated with undertaking a new registration process) and had to close down. The After School provision was again located in the Upper Rhymney Valley area and despite all efforts to sustain the setting, numbers was never high enough. Childminders numbers have been relatively stable over the past decade, remaining at anything between 145 to 160 in number. When childminders deregister we ask them for their reasons and the majority of them state that they are stopping because they

only wanted to mind children when their own children were little, and they have now grown up, or that they are retiring. Many childminders seem to stop minding gradually, some only providing care for existing children during holiday periods and others only providing care during term time and reclaiming the holidays as their own. We have a comprehensive package of new childminder development, from recruitment through the registration process to becoming sustainable providers. In this way we are helping to sustain the market for families.

The childcare sector has also borne the brunt of the introduction of the new minimum wage and living wage. The balance between providing an affordable quality service and being able to pay the increased staff salaries is always going to be a fine tuning act, most keenly seen in the more deprived areas of the local authority where financial viability of settings is hardest to manage. One day nursery owner told us that at the introduction of the increased Living Wage earlier in 2016, her staff salaries had gone up by nearly £1,000 a month. This in turn is then passed on to parents through rising fees. All childcare settings are advised by our officers (and through their membership organisations) of the financial support available to help parents pay for childcare and we have provided and increase in support for settings recently to register with HMRC so that families can benefit from the new Tax Free Childcare scheme coming into force. We also support settings to look at alternative methods of staffing (within regulated staffing ratios) through apprenticeship schemes although we recommend a balanced workforce to ensure quality and experience is not compromised.

In summary, our Early Years Team, offers a complete package of support for childcare providers, and in partnership with others, helps to develop and grow a high quality, established sector that is sustainable and resilient and offers variety and choice to the families of the county borough and those that work here. We are proactive and innovative in exploring and securing funding to support local and national initiatives and in ensuring families are encouraged to claim the financial support available. In supporting settings to become and remain registered with CSSIW we support the provision of childcare in respect of which the child care element of working tax credit or universal credit is payable and the provision of childcare in respect of which employer supported childcare or tax free childcare is payable. Through our contracted settings we support the provision of childcare which enables families to access their foundation phase early education entitlement and eligible families entitlement for free childcare places within Flying Start and in the future, the Free Childcare Offer for 3 and 4 year olds. In addition to our settings contracted for Assisted and Supported Places, we offer the whole sector a comprehensive Additional Needs training package which helps to

support the provision of childcare for children who have special educational needs or require specialist care due to disability. The accumulation of all of these elements, we believe, helps to sustain and strengthen the childcare market across Caerphilly county borough.

12. Cross Border

The Childcare sufficiency Assessment should take into account those who use childcare outside the Local Authority area as well as those who travel to the Local Authority area to use childcare. Local authorities should consult with their neighbouring Local Authorities to assess the numbers involved and ensure they are reflected in the assessment. The Assessment should include information on :

- Current and future demand for childcare outside of the Local Authority area, broken down by childcare type and number of places being used or required

Gathering information on the actual number of families who currently use and/ or will require childcare places out of Caerphilly is very difficult to accurately account for. We work closely with neighbouring authorities and as such are aware of the sufficiency of their childcare. We are aware of some localities where communities cross county borders and focus our cross border attention in these areas. This is also the case where there are sufficient/insufficient places in the medium of Welsh such as is the case in the Risca and west Newport areas.

Of the 451 responses to the Parent Questionnaire, 20 parents indicated that they use childcare outside of Caerphilly County Borough area in Term Time and 18 in school holidays as can be seen in the table (fig 143) below:

| | Newport | Torfaen | Cardiff | Blaenau Gwent | Merthyr Tydfil | Rhondda Cynon Taff | Swansea |
|-----------------|----------------|----------------|----------------|----------------------|-----------------------|---------------------------|----------------|
| Term Time | 5 | 2 | 5 | 1 | 1 | 3 | 1 |
| School Holidays | 5 | 3 | 4 | 2 | 0 | 3 | 1 |

In Addition, colleagues from Newport stated that there are 17 children from Caerphilly who access their Early Years Education in childcare settings in their borough. Reasons were not given.

Of the 20 children (as identified in the parent questionnaire) that use childcare outside the authority during term time, 2 used a childminder, 9 used a day nursery, 2 used a morning playgroup/Cylch Meithrin, 2 used after school club, 5 used before school provision, 2 used a play scheme and 3 used family and friends.

Of the 17 that used childcare outside the local authority in school holidays, 3 used a childminder, 8 used a nursery, one used a crèche, one a play scheme, one a holiday club and 5 used family and friends.

Two respondents to the Caerphilly Questionnaire stated that the reason they use childcare outside of the Caerphilly borough area was because they live outside of the local authority and work within it and chose to use childcare near their home rather than work. One parent stated that as their child attends school in Cardiff they access the childcare at the child's school and one other parent noted that their childcare is provided by their family who live outside of the borough. One parent noted that they utilise the on-site nursery where they work in Torfaen.

Childcare that is located close to the borders of Caerphilly county that may be accessed by Caerphilly parents was noted by colleagues in neighbouring authorities. In Newport, the closest are Ty Du Playgroup in Rogerstone/Ty Du (Registered Education Provider), Greenfields Nursery, Rogerstone (Not a Registered Education Provider), Rhiwderin Village Meithrin, Rhiwderin (Registered Education Provider) and Little Oaks, Bassaleg (Registered Education Provider).

In Blaenau Gwent, the closest childcare is Tiggywinkles Day Nursery in Tredegar which is close to the border with Rhymney, This setting is a Registered Education Provider also. There is also a new day nursery in development in Swffryd very close to the Caerphilly and Torfaen border and on a route to work between Blackwood and Pontypool.

There was no information from Merthyr, RCT, Cardiff or Torfaen.

12.1 Current and future demand for childcare within the Local Authority area by parents living outside the Local Authority area, broken down by childcare type and number of places being used or required

Colleagues in Blaenau Gwent noted that 2 parents from their area used childcare in Caerphilly, one as there was no appropriate childcare in Blaenau Gwent and the other because their family and work was in Blackwood.

Caerphilly Early Years records shows there were 3 children who were accessing their Foundation Phase Early Years Education entitlement in a Caerphilly based childcare setting from neighbouring Counties; one child from Rhondda Cynon Taff, one from Newport and one from Blaenau Gwent.

13. Workforce Development

13.1. Caerphilly county borough workforce - Introduction

In the Early years, and Childcare sector, working effectively with children requires a specific set of skills. It is a responsible role, which can be very rewarding. The skills of staff in the sector and the quality of their work makes a huge difference to the learning and developmental experiences of the children they work with. With the current planned 3-4yr old childcare offer, as well as other developments such as the expanding Flying Start programme it is essential that a profile of the current workforce be identified so we can ensure that we can continue to support new and existing provision to meet the current national minimum standards and regulations.

In Caerphilly county borough a biennial qualifications and skills audit is carried out to identify what national qualifications, training and skills the workforce currently has, and to identify the gap in skills and qualifications. As a result of this study, strategies can be developed that address and prioritise the skills shortages and gaps, and when planning our future workforce we can measure and identify the steps needed.

13.2. Research outline

This study was carried out through information gathered from the CSSIW SASS part one, the CWLWM Childcare and Early Years Workforce Survey 2016, from Feedback gained at the PACEY led childminding Focus group conducted in September 2016, and information held on Caerphilly County Borough Councils 'Caerphilly Early Years Workforce Development' Website.

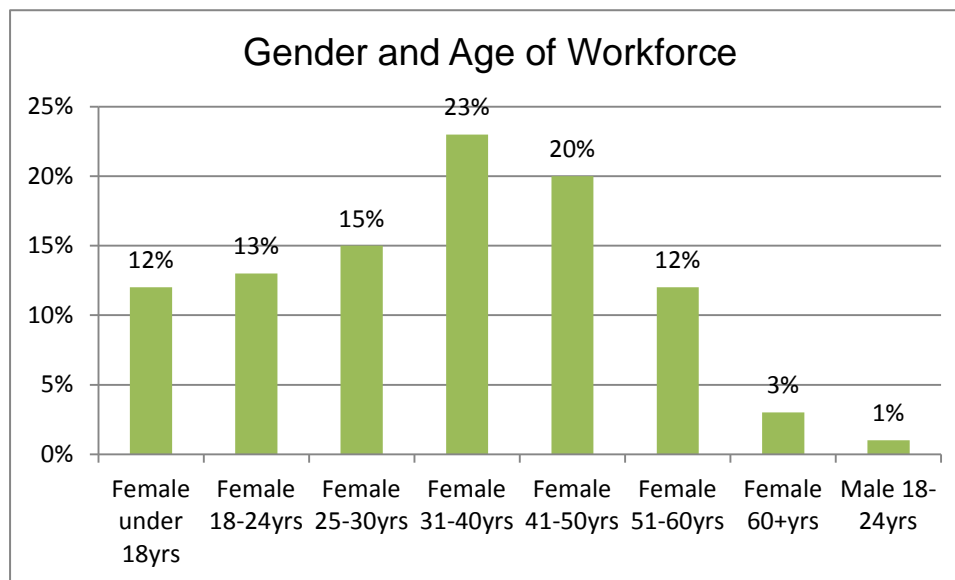
The information was collected from over 630 childcare practitioners within the borough who were working in:

- Day nurseries
- Childminders
- Sessional care e.g. playgroups and cylchoedd meithrin
- Flying start childcare settings
- Crèches
- Out of school clubs
- Open access provision

The number of practitioners that took part in the Survey by setting type:

| Category of setting practitioners are working in: | Number Replied: |
|---|-----------------|
| Full day care | 281 |
| Sessional care | 170 |
| Out of school settings | 72 |
| Childminders | 101 |
| Open access provisions | 6 |
| Total number of responses: | 630 |

13.3. The workforce within Caerphilly County Borough

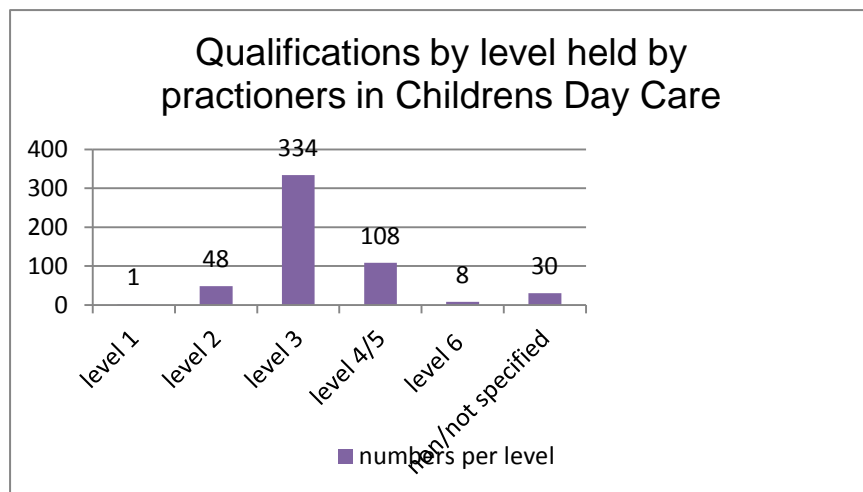


The Childcare and Early Years workforce within the borough consists of over 650 individuals, with 99% of those being female.

Around 58% of the workforce are aged between 25yrs and 50yrs of age, with 23% of those aged between 31yrs and 40yrs of age.

In 2014, approx. 58% of the workforce worked part time or term time. Even though there has been no data collected during the most recent study, it has been observed by Caerphilly county borough Early Years that there have been no significant changes.

13.4. Qualifications and the childcare workforce

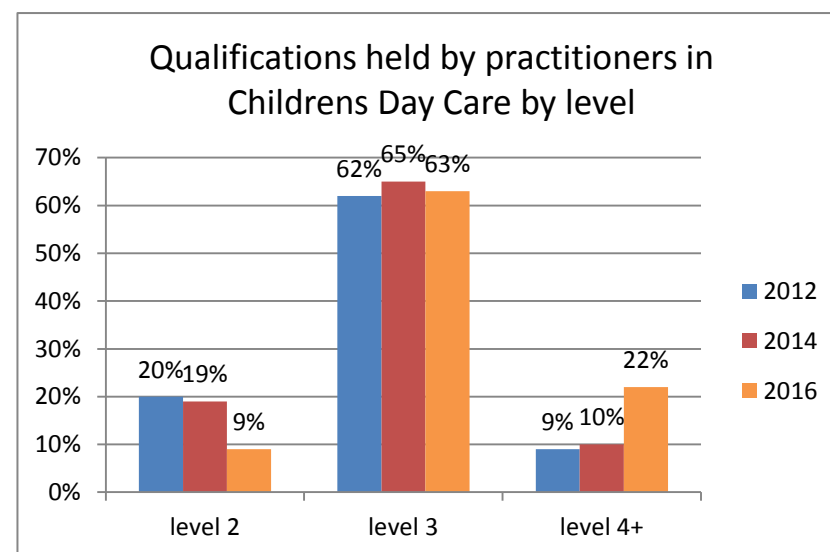


In Caerphilly county borough the statistics indicate that 85% (an increase of 6% since 2014) are qualified at a level 3 or above which indicates that the workforce is competent and qualified above the National Minimum Standards.

The chart below shows the percentage of qualifications held by childcare practitioners within Children's Day Care settings in Caerphilly county borough:

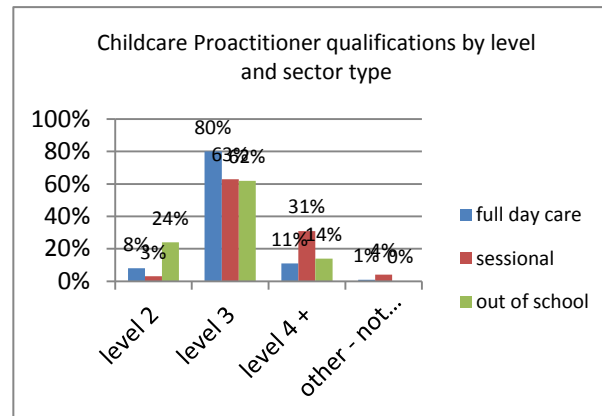
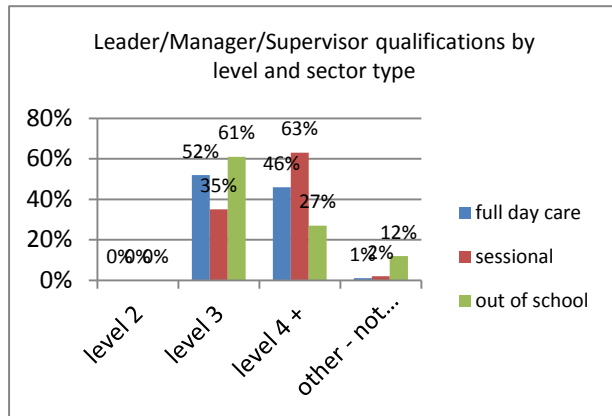
The data suggests that the workforce is more qualified than in 2012 or 2014 with:

- a 12% increase in the number of practitioners who hold a level 5 qualification (108 individuals) ,
- a drop of 2% in the number of level 3 qualified practitioners (334 individuals)
- A 10% drop in the number of level 2 practitioners (48 individuals).

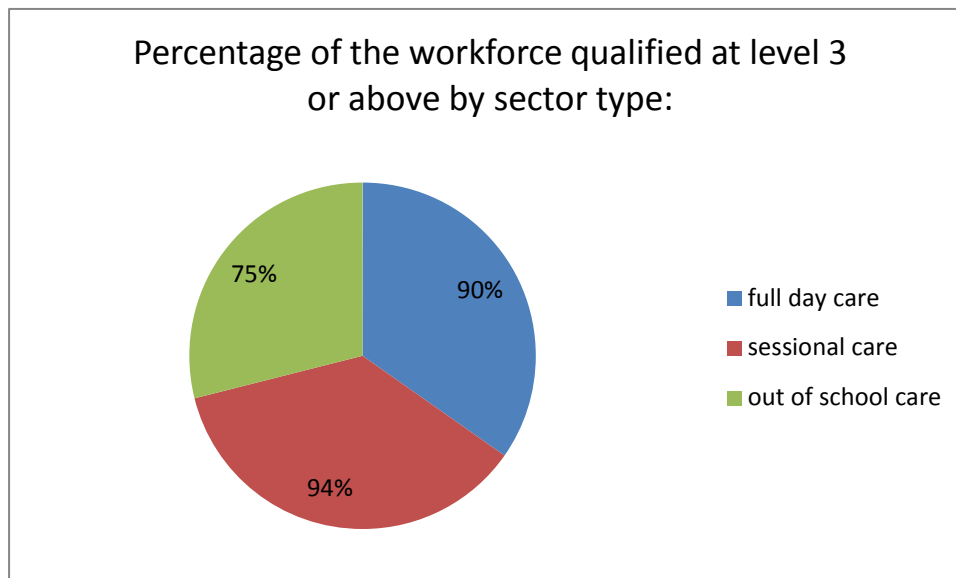


Further analysis by post and sector type highlighted:

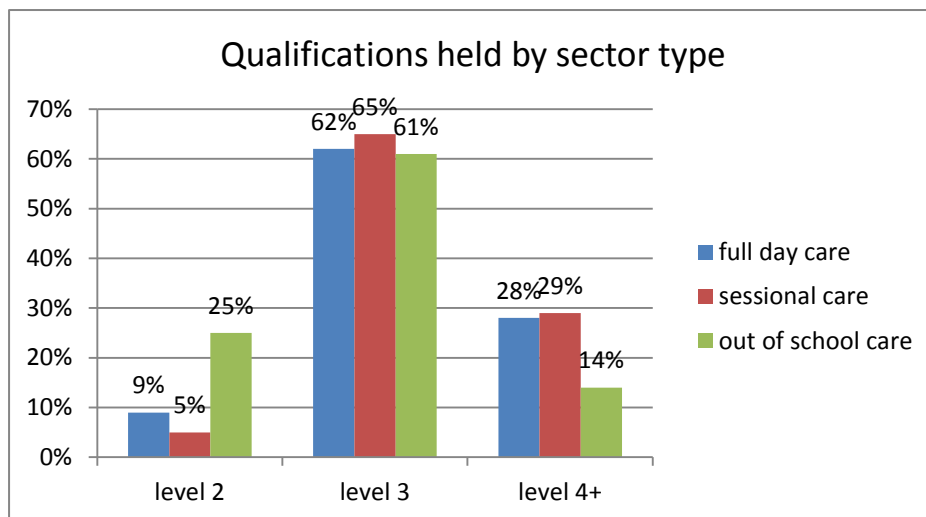
- Leaders /Managers/Supervisors in the Sessional care sector were the highest qualified (by level)
- Childcare practitioners in the Sessional Care sector were the highest qualified (by level)
- Childcare practitioners in the Out of School sector were the lowest qualified (by level)



The sector is significantly more qualified than the National Minimum Standards stipulate:



Further analysis shows the percentage of individuals who are qualified by level and sector type.



The data indicates that those who work in sessional care are the most qualified, however it must be noted that Flying Start minimum qualification requirements must be taken into consideration.

The data collected also incorporated the posts held by each individual and the level they held:

Full day care:

| Highest Level of Relevant Qualifications - Care Council for Wales list / skills active list | Post Title | Number |
|---|-------------------------------|------------|
| Level 2 | <i>Not specified</i> | <i>1</i> |
| | <i>Apprentice</i> | <i>1</i> |
| | <i>Catering staff</i> | <i>5</i> |
| | <i>Childcare Practitioner</i> | <i>11</i> |
| Level 3 | <i>Childcare Practitioner</i> | <i>112</i> |
| | <i>Leader/Manager</i> | <i>35</i> |

| | | |
|--------------------|--------------------------------------|----|
| | <i>Supervisor</i> | |
| | <i>Not specified</i> | 32 |
| Level 4 | Childcare Practitioner | 3 |
| | <i>Leader/manager Supervisor</i> | 5 |
| Level 5 | <i>Childcare Practitioner</i> | 44 |
| | <i>Leader/manager Supervisor</i> | 24 |
| | <i>Not Specified</i> | 9 |
| Level 6 | Childcare Practitioner | 1 |
| | Leader/Manager Supervisor | 2 |
| | <i>RI / RP / Director / Owner</i> | 1 |
| None/not specified | <i>Not specified</i> | 2 |
| | <i>Childcare practitioner</i> | 2 |
| | <i>Leader/Manager Supervisor</i> | 1 |
| | <i>Volunteer</i> | 1 |

Sessional Care:

| Highest Level of Relevant Qualifications - Care Council for Wales list / skills active list | Post Title | Number |
|---|----------------------------------|--------|
| Level 2 | <i>Childcare practitioner</i> | 8 |
| Level 3 | <i>Childcare Practitioner</i> | 77 |
| | <i>Leader/Manager Supervisor</i> | 19 |
| Level 4 | <i>Childcare practitioner</i> | 4 |
| | <i>Leader/Manager Supervisor</i> | 7 |
| Level 5 | <i>Childcare practitioner</i> | 8 |
| | <i>Leader/Manager Supervisor</i> | 27 |
| Level 6 | <i>Childcare practitioner</i> | 1 |
| Not recognised on any list but possess a level 2 or level 3 qualification | <i>Childcare practitioner</i> | 5 |
| | <i>Leader/Manager Supervisor</i> | 5 |
| | <i>Volunteer</i> | 1 |

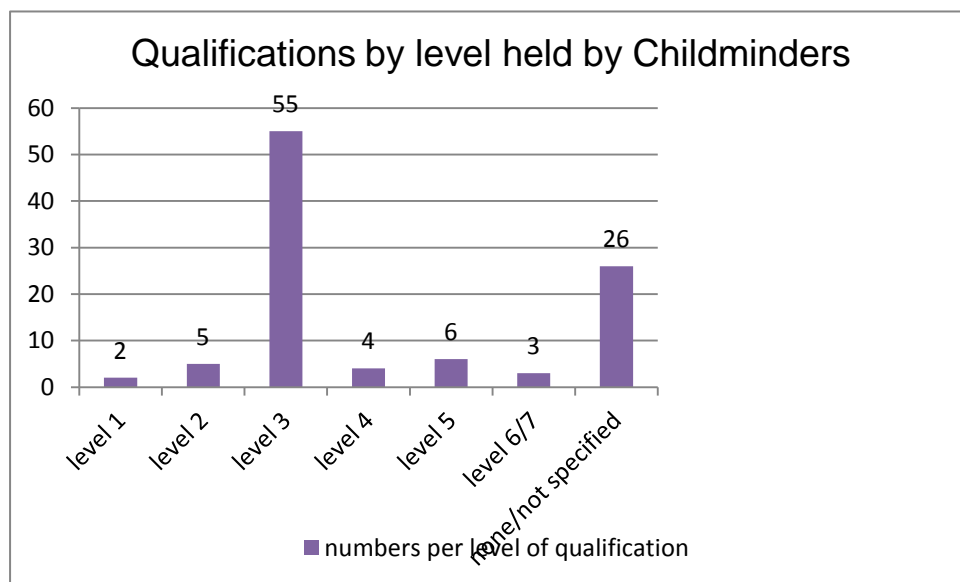
Out of School:

| Highest Level of Relevant Qualifications - Care Council for Wales list / skills active list | Post title | Number |
|--|----------------------------------|---------------|
| Level 2 | <i>Childcare practitioner</i> | 14 |
| Level 3 | <i>Childcare Practitioner</i> | 16 |
| | <i>Leader/Manager Supervisor</i> | 18 |
| | <i>RI/RP/Director Owner</i> | 1 |
| | <i>Not specified</i> | 1 |
| Level 4 | <i>Leader/Manager Supervisor</i> | 2 |
| Level 5 | <i>Leader/Manager Supervisor</i> | 5 |
| | <i>Childcare practitioner</i> | 1 |
| Not recognised on any list but level 2 or level 3 qualification | <i>Childcare practitioner</i> | 12 |
| | <i>Leader/Manager Supervisor</i> | 1 |
| | <i>Not specified</i> | 1 |

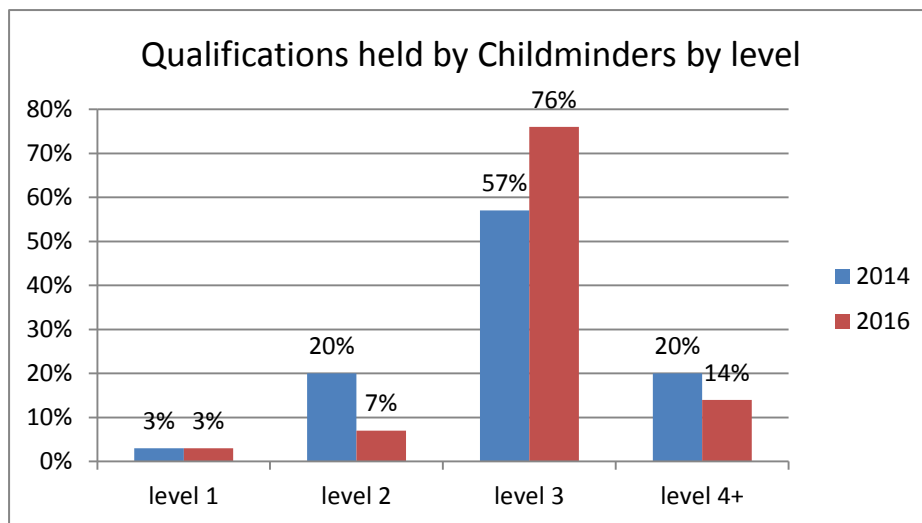
Open access provision:

| Highest Level of Relevant Qualifications – Care Council for Wales list / skills active list | Post Title | Number |
|---|----------------------------------|--------|
| Level 2 | <i>Childcare Practitioner</i> | 2 |
| Level 3 | <i>Childcare Practitioner</i> | 1 |
| | <i>Leader/Manager Supervisor</i> | 2 |
| | <i>Not specified</i> | 1 |

The chart below shows the qualifications held by Childminders in the borough who responded:

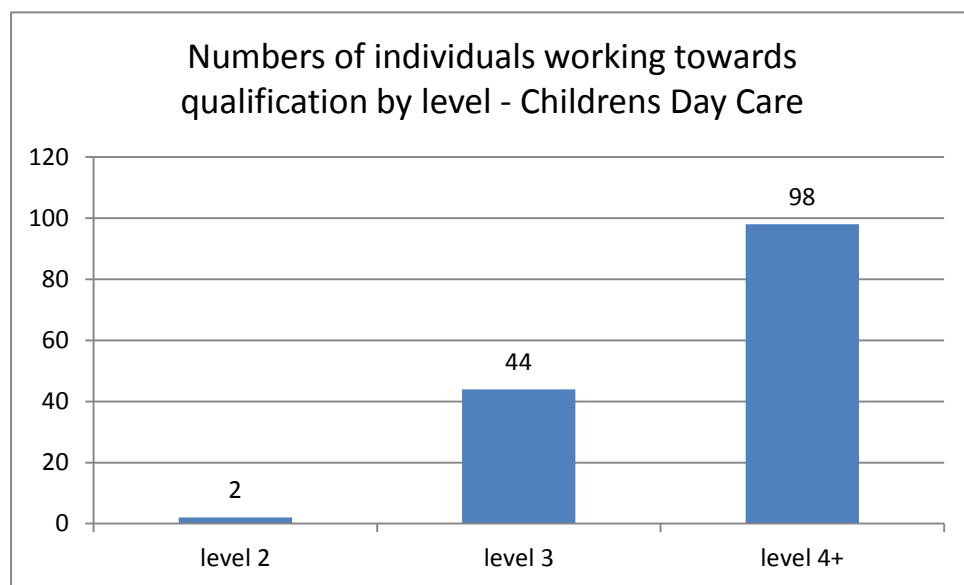


The data suggests that there has been a 20% increase in the number of childminders who possess a level 3 qualification compared to 2014.



All Childminders that responded classed themselves as Childcare practitioners apart from 2 who classed themselves as RI/RP/Director/Owner.

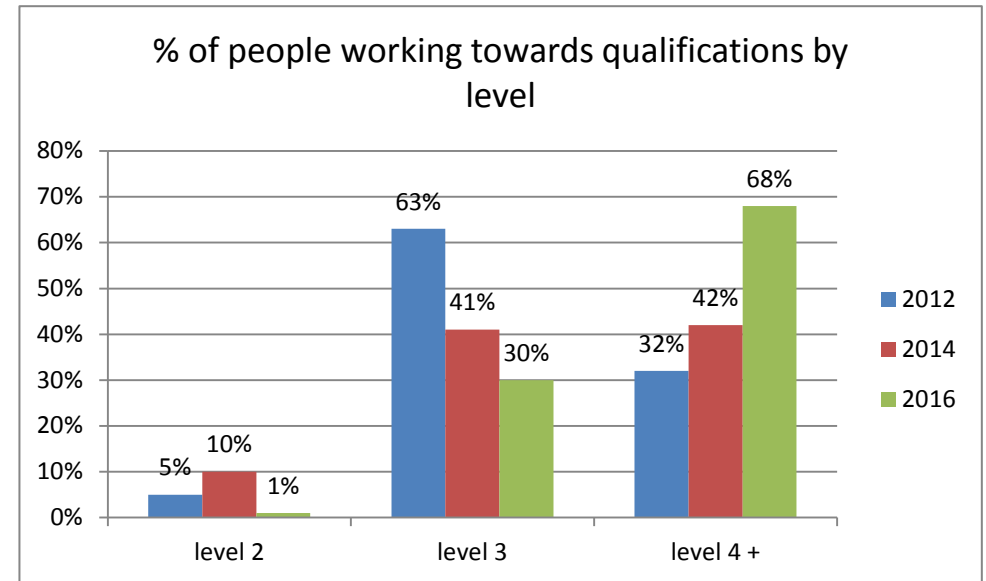
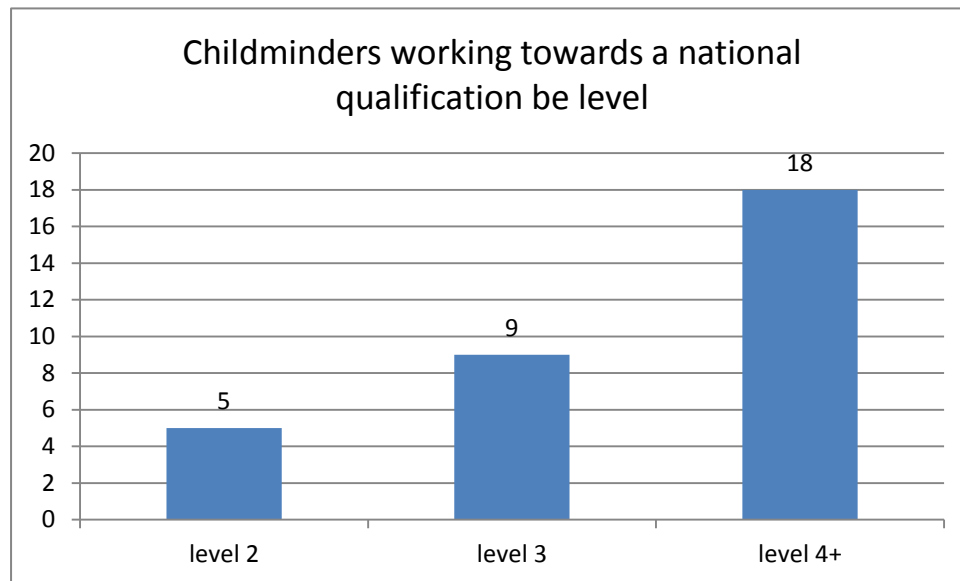
Childcare workforce working towards a national qualification:



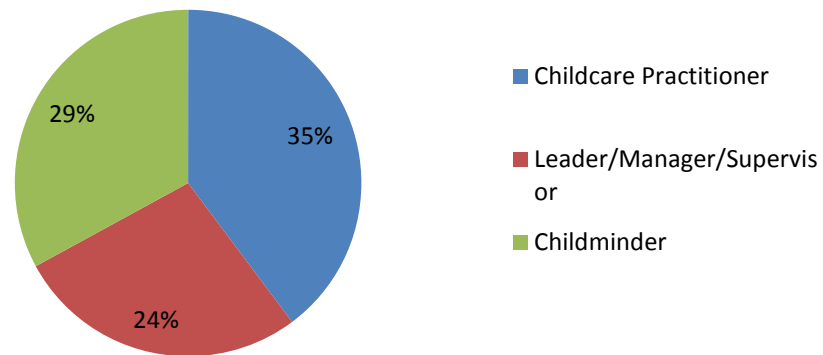
Out of the individuals who work in Children's Day Care who were surveyed, 26% of them were working towards a national childcare qualification. This has decreased by 5% compared to the 2014 study.

The statistics since 2012 have shown that there is a clear change in trend with more people working towards a higher level qualification than ever before and less people working towards a level 2:

Further Analysis of the data showed that more childcare practitioners were working towards a qualification than any other post title:



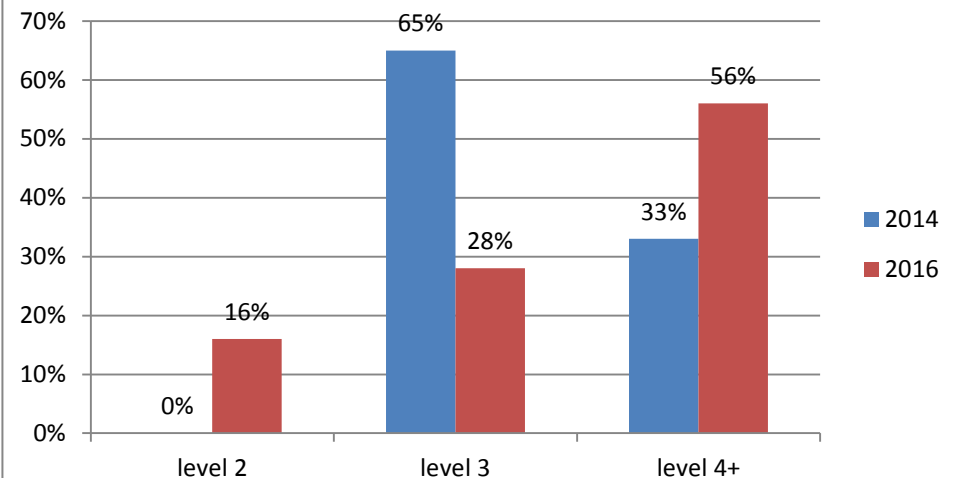
Individuals working towards a qualification by post title:



From the childminders that responded, 29% were working towards a national qualification:

In comparison to 2014, there has been a decrease in the numbers of childminders who are working towards a level 3 and an increase in the number of childminders who working towards a level 5:

% of Childminders working towards by level



From the data collected from individuals in Children's Day Care and Childminding, it is evident that Caerphilly county borough has a highly qualified workforce with:

- 90% of the workforce qualified at level 3 or above in Full day care
- 94% of the workforce qualified at level 3 or above in Sessional Care
- 75% of the workforce qualified at level 3 or above in Out of School Care

During the time that the data was collected, 27.5% were working towards a qualification. From this:

- 26 out of the 41 (63%) individuals, who are level 2 qualified in Children's Day Care, are working towards a level 3 qualification.
- 92 out of the 348 (26%) individuals, who are level 3 qualified in Children's Day Care, are working towards a level 5 qualification.
- 18 out of 55 (33%) Childminders are level 3 qualified and currently working towards a level 5 qualification

Contributing factors for the sharp increase of level 5 practitioners and sharp decrease in the number of level 2 practitioners working towards a national qualification include:

- Access to funding:
 - The promotion and availability of the Welsh Government's level 5 Funded Apprenticeship route
 - The lack of funding routes for over 25yr olds for level 2 and level 3 qualifications, although this has been addressed with the 'progress for success' programme.
 - The lack of access and funding for those individuals who're entering the sector as long term volunteers. Most funded routes stipulate the an individual has to be 'employed'
- Entrants coming into the sector are already qualified e.g. Many have come from school/college.
- A possible decrease in the number of people entering the sector.

The data collected also incorporated the posts held by each individual, the level they held, and the level they are working towards.

Full Day Care TOTAL: 281 responses

| Highest Level of Relevant Qualifications – Care Council for Wales | Post Title | Number | Next Level of qualifications working towards – Care Council for Wales | Post Title | Number |
|---|----------------------------------|--------|---|----------------------------------|--------|
| Level 2 | <i>Not specified</i> | 1 | Level 3 | <i>Not specified</i> | 1 |
| | <i>Apprentice</i> | 1 | Level 3 | <i>Apprentice</i> | 1 |
| | <i>Catering staff</i> | 5 | None | <i>Catering staff</i> | 3 |
| | | | Level 3 | <i>Catering staff</i> | 2 |
| | <i>Childcare Practitioner</i> | 11 | None | <i>Childcare practitioner</i> | 2 |
| | | | Level 3 | <i>Childcare Practitioner</i> | 9 |
| Level 3 | <i>Childcare Practitioner</i> | 112 | None/not specified | <i>Childcare Practitioner</i> | 63 |
| | | | Level 4 | <i>Childcare Practitioner</i> | 2 |
| | | | Level 5 | <i>Childcare Practitioner</i> | 47 |
| | <i>Leader/Manager Supervisor</i> | 35 | None/ not specified | <i>Leader/Manager Supervisor</i> | 24 |
| | | | Level 3 | <i>Leader/Manager Supervisor</i> | 1 |
| | | | Level 5 | <i>Leader/Manager Supervisor</i> | 10 |

| | | | | | | |
|---------|---------------|----|---------|----------------------|----|--|
| Level 3 | Not specified | 32 | None | Not specified | 31 | |
| | | | Level 3 | <i>Not Specified</i> | 1 | |

| | | | | | | |
|---------|----------------------------------|----|--------------------|----------------------------------|----|--|
| Level 4 | Childcare Practitioner | 3 | None | Childcare practitioner | 3 | |
| | <i>Leader/manager Supervisor</i> | 5 | None | <i>Leader/Manager Supervisor</i> | 3 | |
| | | | Level 5 | <i>Leader/Manager Supervisor</i> | 2 | |
| Level 5 | <i>Childcare Practitioner</i> | 44 | None/not specified | <i>Childcare Practitioner</i> | 38 | |
| | | | Level 3 | <i>Childcare Practitioner</i> | 4 | |
| | | | Level 5 | <i>Childcare Practitioner</i> | 2 | |
| | <i>Leader/manager Supervisor</i> | 24 | None/not specified | <i>Leader/Manager Supervisor</i> | 20 | |
| | | | Level 3 | <i>Leader/Manager Supervisor</i> | 3 | |
| | | | Level 5 | <i>Leader/Manager Supervisor</i> | 1 | |
| | <i>Not Specified</i> | 9 | None/not specified | <i>Not Specified</i> | 7 | |
| | | | Level 3 | <i>Not Specified</i> | 1 | |
| | | | Level 5 | <i>Not Specified</i> | 1 | |
| Level 6 | Childcare Practitioner | 1 | None | Childcare Practitioner | 0 | |

| | | | | | | |
|--------------------|-----------------------------------|---|---------|-----------------------------------|---|--|
| | Leader/Manager Supervisor | 2 | None | Leader/Manager Supervisor | 0 | |
| | <i>RI / RP / Director / Owner</i> | 1 | None | <i>RI / RP / Director / Owner</i> | 0 | |
| None/not specified | <i>Not specified</i> | 2 | Level 3 | <i>Not specified</i> | 2 | |
| | <i>Childcare practitioner</i> | 2 | Level 3 | <i>Not Specified</i> | 2 | |
| | <i>Leader/Manager Supervisor</i> | 1 | None | <i>Leader/Manager Supervisor</i> | 0 | |
| | <i>Volunteer</i> | 1 | Level 2 | <i>Volunteer</i> | 1 | |

Sessional Day Care TOTAL = 153 responses

| Highest Level of Relevant Qualifications – Care Council for Wales | Post Title | Number | Next Level of qualifications working towards – Care Council for Wales | Post Title | Number | |
|--|----------------------------------|---------------|--|----------------------------------|---------------|--|
| Level 2 | <i>Childcare practitioner</i> | 8 | Level 3 | <i>Childcare Practitioner</i> | 5 | |
| Level 3 | <i>Childcare Practitioner</i> | 77 | None | <i>Childcare Practitioner</i> | 59 | |
| | | | Level 2 | <i>Childcare Practitioner</i> | 1 | |
| | | | Level 3 | <i>Childcare Practitioner</i> | 1 | |
| | | | Level 5 | <i>Childcare Practitioner</i> | 16 | |
| | <i>Leader/Manager Supervisor</i> | 19 | None | <i>Leader/Manager Supervisor</i> | 7 | |
| | | | Level 5 | <i>Leader/Manager Supervisor</i> | 12 | |

| Highest Level of Relevant Qualifications – Care Council for Wales | Post Title | Number | Next Level of qualifications working towards – Care Council for Wales | Post Title | Number | |
|---|----------------------------------|--------|---|------------------------|--------|--|
| Level 4 | Childcare practitioner | 7 | None | ----- | --- | |
| Level 5 | Childcare Practitioner | 8 | none | ----- | --- | |
| | <i>Leader/Manager Supervisor</i> | 27 | none | ----- | --- | |
| Level 6 | Childcare practitioner | 1 | Level 3 | Childcare practitioner | 1 | |
| Not recognised on any list but level 2 or level 3 qualification | <i>Childcare practitioner</i> | 5 | none | ----- | --- | |
| | <i>Leader/Manager Supervisor</i> | 5 | none | ----- | --- | |
| | <i>Volunteer</i> | 1 | none | ----- | --- | |

Out of School Care TOTAL RESPONSES = 58

| Highest Level of Relevant Qualifications – Care Council for Wales | Post Title | Number | Next Level of qualifications working towards – Care Council for Wales | Post Title | Number | |
|---|----------------------------------|--------|---|----------------------------------|--------|--|
| Level 2 | <i>Childcare practitioner</i> | 14 | Level 3 | <i>Childcare Practitioner</i> | 5 | |
| | | | Level 6 | <i>Childcare Practitioner</i> | 1 | |
| | | | None/not specified | <i>Childcare Practitioner</i> | 8 | |
| Level 3 | <i>Childcare Practitioner</i> | 16 | None | <i>Childcare Practitioner</i> | 11 | |
| | | | Level 3 | <i>Childcare Practitioner</i> | 2 | |
| | | | Level 4 | <i>Childcare Practitioner</i> | 1 | |
| | | | Level 5 | <i>Childcare Practitioner</i> | 1 | |
| | <i>Leader/Manager Supervisor</i> | 18 | None | <i>Leader/Manager Supervisor</i> | 12 | |
| | | | Level 3 | <i>Leader/Manager Supervisor</i> | 1 | |
| | | | Level 4 | <i>Leader/Manager Supervisor</i> | 1 | |

| | | | | | | |
|---|----------------------------------|----|---------|----------------------------------|-----|--|
| Level 3 | | | Level 5 | <i>Leader/Manager Supervisor</i> | 2 | |
| | | | Level 6 | <i>Leader/Manager Supervisor</i> | 1 | |
| | <i>RI/RP/Director Owner</i> | 1 | none | ----- | --- | |
| | <i>Not specified</i> | 1 | none | ----- | --- | |
| Level 4 | <i>Leader/Manager Supervisor</i> | 2 | None | ----- | --- | |
| Level 5 | <i>Leader/Manager Supervisor</i> | 5 | Level 3 | <i>Leader/Manager Supervisor</i> | 1 | |
| | <i>Childcare practitioner</i> | 1 | none | ----- | --- | |
| Not recognised on any list but level 2 or level 3 qualification | <i>Childcare practitioner</i> | 12 | None | <i>Childcare practitioner</i> | 7 | |
| | | | Level 2 | <i>Childcare practitioner</i> | 2 | |
| | | | Level 3 | <i>Childcare practitioner</i> | 1 | |
| | | | Level 6 | <i>Childcare practitioner</i> | 2 | |
| | <i>Leader/Manager Supervisor</i> | 1 | none | ----- | --- | |
| | <i>Not specified</i> | 1 | none | ----- | --- | |

Open Access Play Provision TOTAL RESPONSE: 6

| Highest Level of Relevant Qualifications – Care Council for Wales | Post Title | Number | Next Level of qualifications working towards – Care Council for Wales | Post Title | Number |
|--|----------------------------------|---------------|--|-------------------------------|---------------|
| Level 2 | <i>Childcare Practitioner</i> | <i>2</i> | Level 3 | <i>Childcare Practitioner</i> | <i>1</i> |
| Level 3 | <i>Childcare Practitioner</i> | <i>1</i> | none | ----- | --- |
| | <i>Leader/Manager Supervisor</i> | <i>2</i> | none | ----- | --- |
| | <i>Not specified</i> | <i>1</i> | none | ----- | --- |

Childminders (including assistants employed): TOTAL = 101 responses

| Highest Level of Relevant Qualifications – Care Council for Wales | Post Title | Number | Next Level of qualifications working towards – Care Council for Wales | Post Title | Number |
|---|-------------------------------|--------|---|-------------------------------|--------|
| Level 2 | <i>Childcare Practitioner</i> | 3 | Level 3 | <i>Childcare Practitioner</i> | 3 |
| Level 3 | <i>RI/RP/Director owner</i> | 2 | Level 5 | <i>RI/RP/Director Owner</i> | 2 |
| | <i>Childcare Practitioner</i> | 30 | None | <i>Childcare Practitioner</i> | 11 |
| | | | Not specified | <i>Childcare Practitioner</i> | 8 |
| | | | Level 3 | <i>Childcare Practitioner</i> | 2 |
| | | | Level 4 | <i>Childcare Practitioner</i> | 3 |
| | | | Level 5 | <i>Childcare Practitioner</i> | 6 |
| Level 4 | <i>Childcare Practitioner</i> | 1 | Level 5 | <i>Childcare Practitioner</i> | 1 |
| Level 5 | <i>Childcare Practitioner</i> | 6 | none | <i>Childcare Practitioner</i> | 6 |
| Not specified | <i>Childcare</i> | 13 | Level 2 | <i>Childcare</i> | 2 |

| | | | | | |
|---|-------------------------------|----|---------|-------------------------------|----|
| | <i>Practitioner</i> | | | <i>Practitioner</i> | |
| | | | None | <i>Childcare Practitioner</i> | 11 |
| Qualification not recognised on any on list | <i>Childcare Practitioner</i> | 46 | Level 2 | <i>Childcare Practitioner</i> | 1 |
| | | | Level 3 | <i>Childcare Practitioner</i> | 4 |
| | | | Level 4 | <i>Childcare Practitioner</i> | 4 |
| | | | Level 5 | <i>Childcare Practitioner</i> | 2 |

13.5. Overview of regulatory training:

From the information collected, Analysis of data was able to show approximate expiry statistics for the sector types as follows:

| Certificate due to expire in the next 2 years: | |
|--|-----------------------------------|
| Childcare type | Paediatric First Aid Certificate: |
| Childminder | 67 (66%) |
| Full day care | 117 (42%) |
| Sessional Care | 89 (52%) |
| Out of school | 48 (67%) |
| Open access provision | 3 (50%) |

The data also showed the numbers of individuals who undertook regulatory training between 2014 and 2016.

Within Caerphilly county borough we recommend that every individual renews their child protection training on a 2 year basis, so based on the data 76% of the workforce are trained.

| Number of individuals who attended training between 2014 -2016 | |
|--|------------------|
| Childcare type | Child protection |
| Childminder | 82 (82%) |
| Full day care | 160 (57%) |
| Sessional Care | 150 (88%) |
| Out of school | 53 (73%) |
| Open access provision | 5 (83%) |

Within Caerphilly county borough we recommend that those who handle food and drinks within their day to day job role must attend Level 2 Food Hygiene training every 3 years. Based on data collected 70% of the workforce are trained.

| Number of individuals who attended training between 2014 -2016 | |
|--|--------------|
| Childcare type | Food hygiene |
| Childminder | 60 (59%) |
| Full day care | 187 (67%) |
| Sessional Care | 124 (73%) |
| Out of school | 49 (68%) |
| Open access provision | 5 (83%) |

Caerphilly County Borough Council Early Years operate a regulatory and CDP training programme for all individuals who work in the Childcare, Early Years and Play sector within the borough. (www.childcareincaerphilly.org.uk)
The training offered was charged at either £10 per place or fully funded.

Between 2014 and 2016 the following number of courses was delivered by Caerphilly Early Years:

- 16 x 12hr Paediatric First Aid courses = 431 individual attended
- 15 x Working together to safeguard children level 1 courses = 348 individuals attended
- 14 x Food Hygiene level 2 courses = 336 individuals attended

From the data, Caerphilly Early Years training programme served:

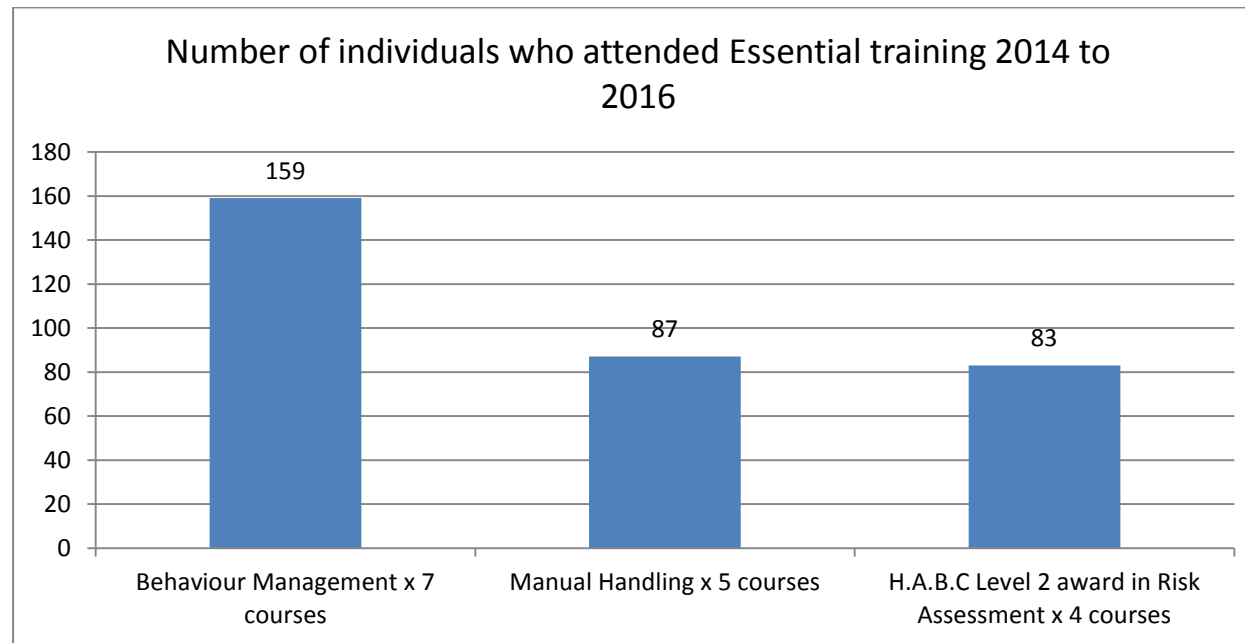
- 77% of the places for Child protection training
- 79% of the places for Food hygiene training

13.6. Overview of additional training:

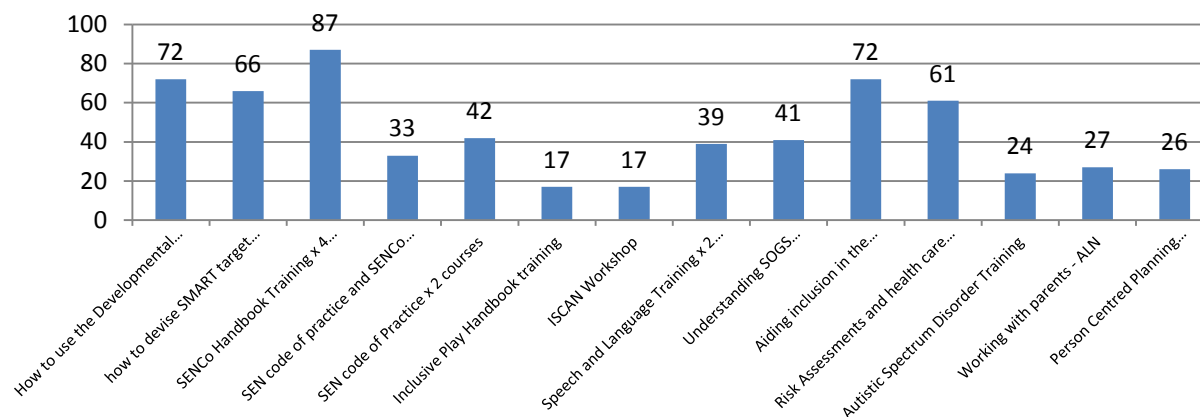
A full training programme was designed as a result of the last workforce audit in 2014. As a result a number of courses were delivered with 1474 individuals attending. Taking into account the regulatory training, a total of 2589 individuals attended training within the two year period.

A breakdown of the type of training and numbers attended between 2014 to 2016:

Essential training: 329 attendees



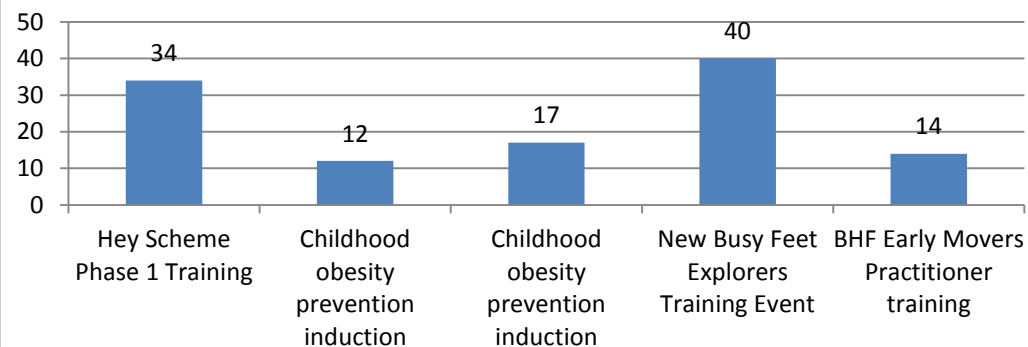
Number of individuals who attended ALN training between 2014 to 2016



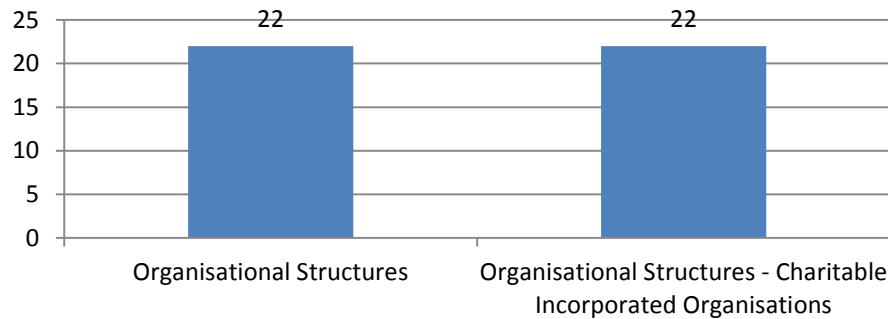
ALN training: 624 attendees

HEY scheme (HSPSS) training: 117 attendees

Numbers of individuals who attended training linked to the HEY scheme (HSPSS) 2014 to 2016



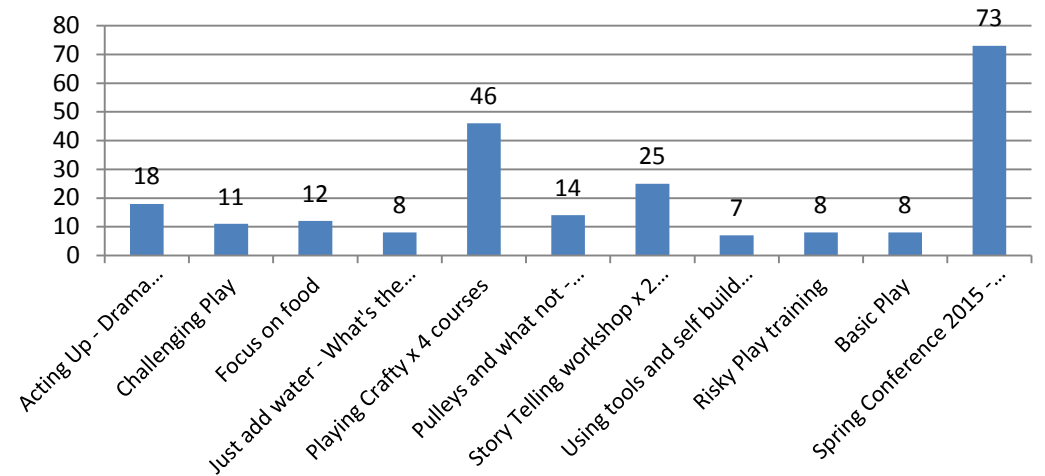
Numbers of individuals who attended Business courses 2014 to 2016



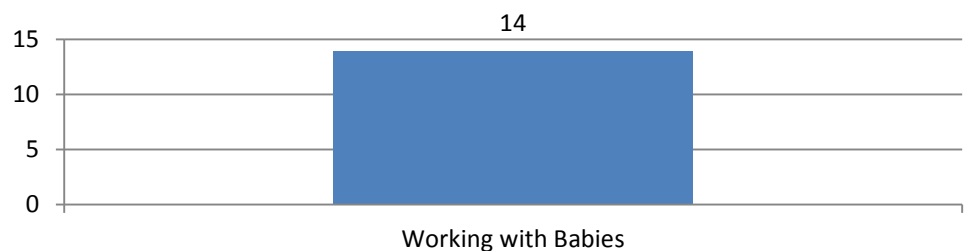
Business training: 44 attendees

Play training (aimed at those working with OOS aged children): 271 attendees

Number of individuals who attended Play training 2014 - 2016

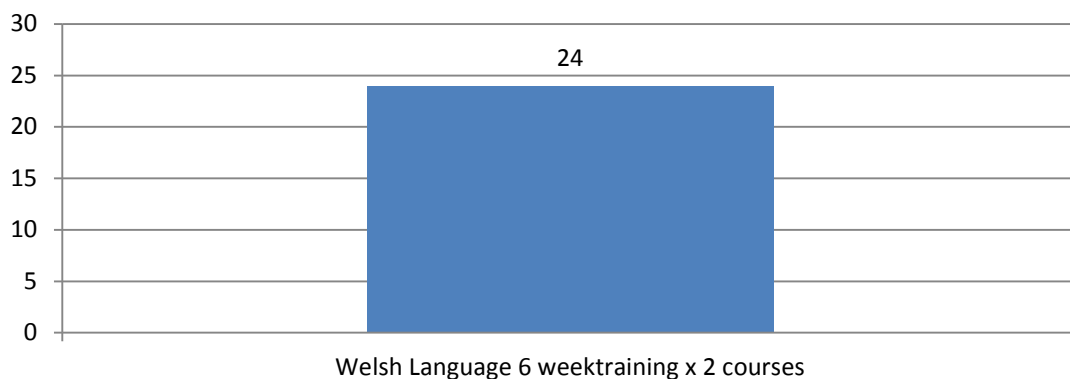


Number of individuals who attended training
aimed at those supporting babies 0 - 12mints 2014
to 2016



Baby training: 14 attendees

Number of individuals who attended Welsh Language 6
week training x 2 courses



Welsh Language training: 24 attendees

13.7. Workforce Training Needs:

Of those settings questioned 86% reported that they did not have a budget for training, and 43% of the individuals reported that they did not get paid to attend training.

When attending training 74% would prefer the delivery through the medium of English, and 10% would prefer the delivery bilingually.

The settings that responded reported that:

- 38% had accessed online training
- 5% had accessed Webinars
- 86% had accessed face to face training

In the future,

- 69% would prefer face to face training,
- 14% would like to access online training,
- 2% would like to access webinars

With regards to training requirements:

- 17% reported that they require Early Years Practice training
- 23% reported that they require Health and Safety training
- 10% reported that they require Business Support training
- 9% reported computer literacy/ IT training

Caerphilly Early Years report that there are waiting lists and requests for further training in the following areas:

- Playwork qualifications that are suitable for Holiday Play workers (due to the change in regulations with regards to the age limit being increase from 8yrs to 12yrs)
- ALN training
- Welsh Language training
- Mental health and well-being of children
- Safeguarding
- Working with Babies (0-12mnths)

There has also been an identified gap, with regards to individual's knowledge and understanding of operating a childcare business effectively and the impact this has on the sustainability of the business.

13.8.Summary

The workforce and national qualifications:

It is evident since the last workforce audit in 2014 that the childcare workforce is more qualified than ever before. In 2014, around 75% of the sector were qualified at level 3 or above. From this study, around 86% are qualified at level 3 or above. Therefore there has been an increase of 11% in the number of higher qualified individuals who are working in the sector. A contributing factor for this is the availability of the Welsh Government funded CCLD apprenticeships at level 5. However, from the data, indications are that there are less people entering the sector. There has been a 10% drop in the number of individuals who are level 2 or 3 qualified, and also a 19% drop in the number of individuals who are working towards a level 2 or level 3 qualification. Although there are other significant factors that contribute towards this trend, such as the lack of funding for over 25yr olds for level 2 and level 3 qualifications until the 'progress for success' programme was introduced in 2016, childcare settings within the borough have reported that they struggle to recruit staff.

There are work programmes within the borough who work with Caerphilly Early Years to place individuals within the childcare settings for long term placements. The issues that arise from transitioning them from placement to employment include:

- Even though Individuals are on long term voluntary placements, so they fit the criteria with regards to practice hours, and develop their competence, they still find it difficult (even impossible) to access welsh government funded CCLD apprenticeships as they are not 'employed'.
- Individuals are able to undertake the qualification with many training providers if they can pay the full amount for the qualification. Many find the cost to the qualification too high and it is difficult to access alternative funding streams.
- Individuals who want to work in the sector after experiencing placement within a childcare setting, very rarely undertake an academic course, such as a full time, one year, level 2 qualification at a local college because it will affect their state income (benefits)
- Childcare settings within the borough are always seeking to employ qualified staff. The 'Jobs Growth Wales' programme would assist the employers so they could support new entrants, however there are now 50% costs to the employer. In many cases, childcare settings who rely purely on Children's fees still cannot afford these costs.

With the Welsh Governments 3 to 4yr old childcare offer it is envisaged that to meet demand there will be need for more childcare places across the borough. As a result there are concerns around the current size of the workforce, and attracting new entrants to the sector.

From the data it was not clear about whether individuals possessed a childcare qualification or a playwork qualification. Responses were based on the level of qualification and whether it was recognised on the care council for wales 'list of required qualifications to practice within the Early Years and Childcare sector in Wales' or Skills active 'list of required qualifications for wales (playwork)'

From local demand in the borough Playwork qualifications are still difficult to access even though the 'progress for success' programme has been introduced. Many find that they do not fit the criteria for the programme. One of the most common reasons is

they do not have enough time in practice per week. For example in an after school they may only be practicing for 10 hours instead of the stipulated 16 hours. In a Holiday Club they only operate at certain times of the year.

Skills and training:

Over 73% of the workforce has attended regulatory training between 2014 to 2016.

The types of Continuing Professional Development training courses that have been delivered in Caerphilly county borough were based on the needs identified in the last workforce audit carried out 2 years ago, and the regulatory courses that the authority have a duty to offer. To meet demand 132 courses were offered by Caerphilly Early Years over the 2 year period with 2589 places filled.

The demand to attend CPD training courses via Caerphilly Early Years is still high and waiting lists still exist. The main contributing factors include:

- The low costs attached to the courses due to subsidised funding
- The use of local authority 'in-house' trainers
- The use of local authority venues
- The flexibility of the training system
- The twilight and Saturday course times.

13.9 Recommendations

- With the Welsh Governments 3-4yr old childcare offer planned, expanding the workforce will be a priority. Further funding and support and easier access to national qualifications should be made available to new entrants into the sector. The promotion of childcare careers and qualifications should continue to be addressed so there will be no shortage of qualified workers.

- Caerphilly Early Years to continue to work with partners within the local authority to promote childcare as a career and support individuals into placements so they have experience of working in this field before undertaking a qualification.
- Caerphilly Early Years to continue promoting childcare as a career to Secondary schools and students.
- Caerphilly Early Years to develop an action plan to improve the number of qualified workers in Out of School Clubs, taking into account Playwork qualifications.
- Caerphilly Early Years to continue with the model of running Childminder Information Sessions, and Childminder qualifications locally to increase the numbers of childminders in areas where we have identified gaps in childcare.
- Caerphilly Early Years to develop a training plan to coordinate and support the delivery of courses over two years as identified in this study, utilising funding and 'in-house' expertise, with the outcome of improving the childcare workers confidence and competence in areas identified.

14. Results of Consultation with Stakeholders (as outlined in section 2)

In preparing the Caerphilly Childcare Sufficiency Assessment 2017, Consultation was undertaken with a number of key stakeholders. Below is a summary of the key findings from those consultations.

14.1 Consultation with Job Centre Plus (JCP)

5 responses to the questionnaire were received from 5 officers that serve the Caerphilly region.

In terms of their views on childcare provision within the authority, the responses indicated a mixed perception, some feeling that there was a good range and number of places of sufficient quality and suitable flexibility and location, while others felt that there was a lack of affordable, flexible places in the right location for their clients. One of the officers from the Upper Rhymney Valley area felt they did not know enough about the childcare market to comment and referred all enquiries from Job Seeker clients to the local Family Information Service which they found to be an excellent service.

Affordability - Comments back from the JCP Work coach officers included that many parents felt that childcare was too expensive, in particular some claimants were suggesting that they had to pay for a full day session when only a half day was required. Some parents who were either in work or seeking work, still found childcare too expensive even with the full 70% of the cost paid for through Working Families Tax Credit (WFT). Affordability was also an issue for those who were in the middle income bracket as some felt they were at a disadvantage because they were unable to afford the 30%+ difference.

JCP officers also suggested that there needs to be increased provision for school aged children run close to or within the schools, such as breakfast, wrap, holiday provision and in particular an increase in After School Club places that run for the full length of a working day. In addition, officers felt that there needed to be an increase in the number of flexible childcare providers (childminders) that offer flexible childcare hours to meet the needs of parents working shift patterns. It was felt that childcare provision on a school site is easier for working parents in terms of location and affordability and consistency for the child. Additional holiday provision was

noted as a need; in particular activities for children aged over 10 and in their teens, one suggestion being that this could be an extension of the After School Provider. It was also suggested that after school provision in comprehensive schools be offered to support working parents with children in the lower secondary school age groups.

Children with additional needs – officers noted that feedback from parents with children with additional needs found that they experienced greater barriers to accessing childcare as there were not enough childcare providers with the right training to meet the needs of their children in particular after school and during the school holidays in childcare and play schemes. It was suggested that additional training be provided to increase childcare providers' skills. One officer from the Mid Valleys East area stated that customer feedback suggested there was little or no provision for children with disabilities, but despite that parents are reluctant to leave their children anyway.

While location of childcare providers in some instances was felt to be good, other felt that location was not always easily accessible as they were not all on bus routes and so having a car was essential to getting the child to the childcare provider. Childcare nearer the place of work or the child's school would be a solution to this.

General improvements were noted as possibly having a similar system in place to that which exists in Sweden where the childcare is provided by the local government and are reasonably priced and are open long hours so everyone can use them. Another officer from the Caerphilly Basin area suggested that she could not suggest any improvements as she signposts all claimants who say that childcare is a barrier to their taking up employment to the FIS and that none of her clients had come back to her to say that local provisions were not suitable for their needs.

14.2 Consultation with Wales Preschool Playgroups Association (Wales PPA)

As Wales PPA is not funded to operate in the county borough they felt that they did not have detailed information about childcare providers in the area. They did state that they employ two Wales wide staff, a Foundation Phase Coordinator and a Welsh Language Coordinator, to help drive improvements in quality in their member groups, but felt they were unable to give an overall view on quality of provision in the borough.

Improvements for low income families – they noted that the proposed Welsh Government Free Childcare offer for 3 and 4 year olds will help to tackle poverty, in particular “in-work poverty”, when it is rolled out. Reference was also made to the Welsh Government’s PaCE Project which offers financial support to those requiring childcare in the build up to finding and accessing a new job. They also suggested that Assisted Places projects should be a priority for the local authority as places are limited and children could be missing out on much needed opportunities for socialising and learning through play.

In terms of children with disabilities, Wales PPA felt that training and financial support of the childcare sector should be of paramount importance if Local Authorities are to be able to support the most vulnerable children at the earliest stage of need. It was felt this will become even more pressing as the Free Childcare Offer for 3 and 4 year olds is rolled out.

The Free Childcare Offer for 3 and 4 year olds will also go a long way to supporting improvements for working families who work 16 hours or more. Wales PPA suggested that this will need to include flexible opening hours and flexible models of childcare delivery that should be developed to ensure that children experience minimum disruption in their day. Parents will need to be well informed of all the options that may become available.

For those parents who work less than 16 hours, Wales PPA felt that this could be supported by childcare providers charging parents hourly rates rather than by session. They did recognise that this may not be a practical option for all childcare providers as it may threaten sustainability. For those parents seeking work, they felt that childcare providers could increase the flexibility around the number of hours of childcare a parent could access. The PaCE Project also helps by paying for childcare while parents are training and seeking work.

Full comments from Wales PPA’s response can be found in Appendix 1.

14.3 Consultation with Clybiau Plant Cymru Kid’s Clubs (CPCKC)

CPCKC noted that as they are not funded to work in the Caerphilly Borough, they felt unable to give a local response. They commented on the need for continued funding to support the development of new Out of School childcare provisions was an on-

going need, in particular they called for the continuation of the Out of School Childcare Grant to continue beyond March 2017. They noted that such funding supports the development of childcare provision in areas where gaps have been identified in CSA's and enables parents to return to work, extend working hours or return to training, knowing that their children are cared for in quality Out of School Clubs. They also felt that new holiday provision needs to be developed but that a recent survey suggested that the cost of holiday childcare was a major barrier to them accessing the provision as was availability of places.

CPCKC also feel that continued funding would also support more out of school clubs to become registered provision and as such giving parents' opportunities to access financial support towards the cost of childcare through Working Tax Credits and Tax Free childcare, also supporting affordability and sustainability of provisions. CPCKC suggested that continued on-the-ground support is required to support settings to access training, through registration processes and keeping up with changes within the new Childcare regulations and National Minimum Standards.

Lack of childcare staff who are appropriately trained to work in the Out of School sector is a Wales wide issue and has been a factor in the development and registration of new provisions.

Supporting low income families through the provision of a funding scheme to assist families with the cost of childcare places was a priority noted by CPCKC. They also suggested that costs of childcare could be kept lower by making public resources, such as schools and community buildings available at a reasonable rate. This would also help with sustainability. (NB – in Caerphilly, the Community Centre Service Manager stated that all community centres are run by their own voluntary committees who set their own rates for building users and any income goes into the organisation's charity funds.

With regards to improvements for children with disabilities, CPCKC feel that Local Authorities should ensure that appropriate training is available to make staff confident and competent to deal with a range of disabilities and to ensure the out of school environment is suitable for children to access and integrate with their peers. Funding for childcare setting to access additional staff to support children with disabilities is a priority for CPCKC.

Following a recent survey of families conducted by CPCKC, they found that being able to access good quality childcare enabled them to enter employment, extend working hours and train to improve job and promotion prospects. It was felt that funding subsidies to support childcare costs while parents are in the first few weeks of a new job, would help ease parents back into employment, as would free childcare taster sessions. It was noted that funding for Playwork training remains key to the success and sustainability of the out of school sector.

Full comments from CPCKC's response can be found in Appendix 2

14.4 Consultation with National Day Nurseries Association Cymru (NDNA Cymru)

NDNA Cymru noted that they did not have immediate information about day nurseries in Caerphilly and based their responses on data sourced from both CSSIW and ESTYN websites. They were aware that following the CWLWM Business Assessment (2015) that a large number of the childcare sector have engaged with a quality assurance scheme to raise them above the national minimum standards. They also made reference to a survey conducted by the national NDNA that noted that childcare businesses are struggling because of fewer children taking up places and increase costs, in particular they noted the rise in the National Living Wage making childcare less affordable for parents.

With regards to improvements in childcare for low income families they noted the Welsh Governments free childcare offer for 3 and 4 year olds hoping that this would support such families. With regards to improvements for families with children with disabilities they suggested that it was difficult to support these families when some of the other childcare organisations no longer have assisted places schemes, (they did not note that some Local Authorities run assisted places schemes, such as the one that operates in Caerphilly). They felt that projects such as PaCE would help families that are seeking work.

14.5 Consultation with PACEY Cymru

This organisation has fed back via a questionnaire and also feeding in responses from a Childminder focus group which gave a voice and an opportunity for feedback from the childminders themselves.

The survey response noted that PACEY Cymru believe that Caerphilly LA recognises the importance of childminders in supporting the delivery of sufficient, accessible and quality childcare services for families across Caerphilly, including providing unsocial hours for working parents and for families in need. They noted that Caerphilly Local Authority provides briefing sessions and mentoring sessions and all pre-registration support to new childminders including a package of support that includes the Quality Start Packs from PACEY, public liability insurance, childminding business paperwork, a fire blanket, essential equipment including health and safety and play equipment and that the authority also funds the Planning Enquiry fee . They also recognise that the Local Authority provides and funds the required training modules for registration alongside mandatory training and a range of Continuing Professional Development (CPD) opportunities including Welsh language development. It was also noted that in addition, Caerphilly LA also offer an Enhanced Grant for childminders who: Live in Communities First Areas and can show that they need an additional grant in order set up in business; and for childminders who propose to cater especially for children with additional needs and will use the additional grant for appropriate equipment or adaptations, and to support those childminders who register with CSSIW to offer childcare outside of the usual 7.30 a.m. to 6 p.m. hours, i.e. evening, weekend and overnight care.

There is also an additional grant to help sustain child care providers, but criteria is strict and Pacey Cymru believe Caerphilly LA should promote the grant more widely in order to attract more applications from childminders.

PACEY Cymru also noted that Caerphilly LA promote quality through 2 localised schemes, one being the Advanced Childminder award for those childminders who wish to achieve a higher level and progress further. These Quality Awards are supported by incentive grants with up to £100 available to childminders who have achieved the Caerphilly Quality Standard, and a grant of £200 is available for childminder settings reaching Advanced Status. PACEY Cymru Quality Comes Home Award is not currently funded in the Local Authority.

It was noted that there are currently no childminders delivering Foundation Phase and only one childminder that delivers Flying Start Places. PACEY Cymru offered support locally to look at models of support and delivery. PACEY Cymru believe that this would ensure parity of opportunities across the sector, support sustainability of childminding settings and consideration of parental choice. This is also likely to support better outcomes for children through providing continuity of care that meets children's needs linked to well-being. With the development of the 30 hour offer this is likely to be a key area for development in coming months and PACEY Cymru is keen to highlight the importance of childminders being given opportunities to support sustainability of existing settings. PACEY Cymru understands the cost implications of using childminders to provide funded services but believes that the outcomes for children should be central to any decisions made.

In line with current developments around Tax Free Childcare (UK Government) and the 30 hour childcare offer (Welsh Government) PACEY Cymru would like to highlight the continued need by Caerphilly Local Authority to ensure the continued promotion of the importance of using registered childcare. The outcome of which will support affordability for families and sustainability of existing childcare settings.

PACEY Cymru firmly believe that continued promotion is also needed to highlight to parents and the general community the impact of the recent changes to regulation and that childcare being provided for under 12's now needs to be registered. This again supports the sustainability of registered childcare providers and, as evidence suggests, ensures better quality outcomes for children and families through using regulated childcare. They are aware of the benefits of utilising the FIS and their Facebook pages.

PACEY Cymru also ran a Focus Group for Childminders. All Caerphilly based childminders were invited, 8 agreed to attend and only 2 turned up on the evening. The two childminders were very experienced childminders and were contracted with the local authority to deliver Flying Start, Assisted Places and Supported Places as well as their own privately minded children. Both offered care at the weekends and one offered overnight care. In general they felt that the quality of their own childcare was very high and this was a lifestyle choice. Both had some level of Welsh and felt able to support children's Welsh language needs in the early years. One had a Level 2 in Welsh and both received support from the Welsh Language support officer. One noted that she seems to be getting more children from the Welsh language primary school. When asked about sustainability, both childminders felt that the Flying Start Programme was absorbing a lot of the 2 and 3 year old business they used to have. They were also very aware of

the Tax Free Childcare scheme about to start in 2017 and wanted to encourage all childminders to register on the scheme. Both were also aware of the Welsh Governments free childcare offer for 3 and 4 year olds and were anticipating its roll out.

Both childminders were very busy and often had a waiting list. They find that word of mouth is one of the best means of marketing their business and offer parents put their names down when they are pregnant.

Full comments from PACEY Cymru's response can be found in Appendix 3 and 4 (Focus group report)

14.6 Consultation with Mudiad Meithrin

The questionnaire was completed by a local development officer.

They felt that all aspects of the childcare market in Caerphilly were good, including the quality and range of providers, the number of places available, the affordability, the flexibility of provisions and sessions, the suitability of opening times, the location and accessibility of the childcare and the bilingual and Welsh medium provision.

In response to whether they have any thoughts on the local childcare market they responded that they felt there was a variety of provisions and opening times and that it would be impossible for Cylchoedd to reduce costs to make them more affordable.

In terms of specific improvement suggestions they responded by suggesting more Flying Start provisions in different areas of Caerphilly would be an improvement and suggested that more places were bought in Cylchoedd to provide that service. They were unsure about what help was available for children with disabilities and were unaware of any family that had not received help.

In response to other improvements suggestions they noted that there needs to be a new Cylch in the [Bassaleg](#) area (actually in Newport county) as there was a Ti a Fi in this area but no progression routes for the children.

14.7 Consultation with South East Wales Safeguarding Children's Board (SEWSCB)

The Business Manager of the SEWSCB was contacted in order to respond to the questionnaire asking the Board's views on the local childcare market. The response received was that the Board itself felt they have no way of knowing what the quality of childcare is like on the ground. They felt that as they are a regional multi agency group of senior officers who set the strategic direction for safeguarding across the region they did not know about the ins and outs of the local childcare market in each Local Authority Area. Likewise the Business unit would not have any evidence to support comments about this area of work, nor did they have access to information about the individual childcare markets. They did note however, that the South East Wales Safeguarding Board provides a programme of multi agency safeguarding training which is available across the whole region, which includes access for those providers that make up the child care workforce. The Board's agreed training strategy is available on the www.sewsc.org.uk website which attempts to match training participants with job competency, so this should enable professionals to closely match their training requirements with the courses on offer.

One comment that had come back to the Board was that Day Nurseries found that the cost of this training (£30) was prohibitive to settings attending.

14.8 Consultation with Children

A Survey was sent out to all after school clubs (Welsh and English medium) during the summer term 2016, asking children in years 4, 5 and 6 to complete the survey giving their views on childcare, what they liked about it and whether they would like to attend a form of childcare when they reach secondary school age. It was felt that approaching this age group was a useful exercise to find out what sort of childcare children would attend when they were not quite old enough to look after themselves in the first few years of secondary school. Previous responses to this questionnaire have helped to shape the wide range of After School provisions that currently operate across many secondary schools in Caerphilly borough.

There were 105 responses to the questionnaire, 42 from boys and 63 from girls. (24 of the respondents were from the Welsh After School clubs.) Of these there were 16 children who just attended 1 day a week, 20 children who attended 2 days a week, 14

children attended 3 days a week, 16 children attended 4 days a week and the largest cohort of 39 attended 5 days a week. The vast majority of children, 94, attended because their parents are at work. A few (6) attended because their friends attended.

In the main, the majority of children (64) liked the after school club they attended, with 26 stating that it was “ok”. Only 8 children did not like the club they attended. Children who liked the after school club they attended said it was because:

Its fun - we do cooking – we make new friends – because the staff were nice and kind – because you get toast and fruit – because I get to play with my friends – to play with lego – there is lots to do – its jolly – I like the food and the people are really nice too – I get to play outside – I like to play hammer beads - it allows me to chill – sometimes its good, but the little kids can be violent and the staff always believe their view and the arts and crafts are usually for little kids – because we cook and play -

Those who felt it was ok felt this way because: there is not much for older children to do – sometimes its fun – it’s a bit dirty at times and I don’t like it – because none of my friends come. And reasons given by those that didn’t like it included: because its for babies and it was boring.

When asked if they would want to go to after school club in secondary school, the response was approximately 50/50 with 55 children saying yes they would like to go and 50 saying that they would not like to go. (Of those that responded that attend the Welsh medium After School provisions, 15 said they would like to go to similar provision in Secondary School and 8 said they would not like to go.)

Overall, of those that said they would not like to go, 21 thought that their parents would, however, want them to go. Some of the reasons given for not wanting to go to after school club in secondary school included: because I can get a ride on the bus (Welsh school) – I’ll be too old – I like spending time with my friends on my bike – I just hate after school club – because I have other clubs – I prefer to walk home with my friends – because the teachers might not be nice – because we wouldn’t know anyone – because I want more freedom when I’m older – I would rather be home – because I want to play on my games console – I would like to go shopping – it will be embarrassing – because I will be bullied and scared – because I can spend time with my family – because it would show I’m not responsible – because I can spend time with friends without my mum worrying -

For those children who wanted to go to After School Club in secondary school gave some of the following reasons as to why: we will do good things – it's better than being home alone – because I'm safe – I really like it – my friends go here – because it's fun and I would know what to do – because I will meet new people – I can play football – so I have something to do – because my sister goes – I enjoy it and would like to carry on – because I just be happy – to play – because now I know what it's like.

From both sets of answers, it is clear that After School provisions in both primary schools and secondary schools can learn lessons from how the children attending or will be attending are feeling about going to the clubs. Feedback has been given to all the clubs regarding the responses from children.

The final question gave the children an opportunity to say which activities they would like to have access to at a club. Cooking, art and craft, football, Wii club, film making, dodge ball and just chilling came out as the most popular activities with a range of other activities being suggested. Again, feedback will be given to all existing after school provisions currently operating in secondary schools.

14.9 Consultation with Head Teachers

A survey was circulated to all primary school head teachers via the Education Bulletin, once in the Summer Term and again in the Autumn term 2016. Only 6 responses were received

Schools were asked what sort of childcare they already had operating from their school sites and if they were aware of other local childcare provision operating locally and if they thought it was sufficient to meet the needs of the community. They were also asked if they had been approached by parents enquiring about local childcare and if they had any available space on site in which childcare could be developed. In addition they were asked about what they believed the local take up would be if childcare was made available.

One school from the **Mid Valleys East** area who already has provision operating on site, including a Flying Start provision, stated they were aware of local childminders who provided childcare and felt that there was sufficient childcare available in the area.

Parents had not approached the school asking about childcare and there was no additional space available in which to develop and further childcare provision. The Head Teacher felt from previous experience that parents would be unwilling to pay for childcare in this area (Flying Start) and that previously there had been poor take up. Another school from the same area who has a new Flying Start provision on site and had previously had after school clubs operating, felt that even though working parents had asked about childcare options, their previous experiences with ASC and low take up (probably because of cost) made them reticent about offering such provision again. In addition, they also were uncertain that they would have suitable space available.

Two schools responded from the **Mid Valleys West** area. One has a wrap around service operating from the school site and was very aware of all the other childcare that operated locally. The Head teacher noted that parents had approached the school to ask for local childcare providers' information, but she was unaware as to whether there was sufficient childcare locally to meet family's needs. She also said that there was no available space in the school in which to develop new childcare provision, but she felt that a few families would be interested in they had a chance but cost would be a factor. Take up in the wrap around provision is currently low.

The other school in this area that responded has a Flying Start provider on site. Parents have approached the school and they are currently looking to develop a new wrap around service. They have space available in the nursery classroom in the afternoon. She was aware that as they have a high level of children eligible for Free School Meal's (FSM) that this could affect take up if the cost was too high. The Head teacher was aware, however, that parents had chosen to send their children to other schools on the basis that they knew that it provided wrap around childcare and they did not.

In the **Upper Rhymney Valley** area, one school responded to the survey. They offer Flying Start Provision on site and are aware of a day nursery that collects children from the school to provide childcare. They felt that there was sufficient childcare locally as many families in this area are not working and they are well aware of what is available. Parents had not approached the school and there was no available space in which to develop new provision. They commented that the majority of parent are stay at home parents and rely on their extended families to provide the childcare. It is unlikely, they felt, that parents would take up childcare because of the cost.

In the **Lower Sirhowy Valley**, 2 schools responded to the survey. One has an after school club and a wrap around already operational on site and a local day nursery close by that collects children and as such felt there was sufficient childcare locally. They stated that they had no available space in which to develop new childcare provision and felt there was no need as the school already provided childcare from 8 a.m. to 6 p.m. which included their free breakfast club.

The other school, however, only offered free breakfast provision and although the Head Teacher was aware of what childcare operated locally, there was insufficient. Parents had approached the schools but there was no room available on the school site in which to develop new. However, despite parents approaching the school, he had consulted the parents but there had never been enough of a response to make the development of new provision a financially viable option.

- ***Childcare Currently Operating from School sites***

Of the 75 Primary schools, 6 do not offer free breakfast provision (4 English medium and 2 Welsh Medium).

In **Caerphilly Basin** area, there are 17 English Medium primary schools (including the one faith school), 5 of which offer a wrap around service onsite, one has a playgroup, 7 have an after school club, 2 offer holiday provision and 4 have Flying Start provisions on site. All offer free breakfast provision. There are 3 Welsh medium primary schools where all 3 offer wrap around and after school provision on site, one has a Cylch Meithrin, one has a fee paying breakfast club and the other 2 offer free breakfast provision. 2 offer holiday provision. One of the Welsh medium schools also has a Cylch Meithrin operating from its grounds.

In the **Lower Sirhowy Valley** there are 8 English medium primary schools, 3 of which offer wrap around on site, 2 offer after school provision and all offer free breakfast club. The one Welsh primary school offers one play group and 2 wrap around clubs covering both morning and afternoon and an after school club. They also offer free breakfast club. There are no holiday clubs operating from school sites in this area.

In the **Mid Valleys East** area there are 15 English medium primary schools, 2 of which offer wrap around provision, 3 offer playgroup, 2 different schools offer after school provision and one offers fee paying breakfast club. Free breakfast provision is

available at the other 14 schools. There are also 4 schools that offer Flying Start provision on site. There are 2 Welsh medium schools, one of which offers wrap, after school club and fee paying breakfast. The other offers Cylch Meithrin, after school provision and free breakfast club. There are no holiday clubs operating from school sites in this area.

In the **Mid Valleys West** area, there are 9 English medium primary schools, 3 of which offer both playgroup and wrap around childcare, only one (the special needs school) offers wrap around and holiday provision. 8 of the 9 English medium schools offer free breakfast club and 2 offer Flying Start provision. There are 2 Welsh medium schools in the area both of whom offer a wrap around provision, one of which offers an afterschool club and both offer free breakfast provision.

In the **Upper Rhymney Valley** area there are 12 English medium primary schools, 3 which offer play group and wrap around provision, one which offers after school provision and 2 which offer Flying Start provision on site. All schools except one offer free breakfast provision. There are 3 Welsh medium schools 2 of which offer wrap around and one of which offers Cylch Meithrin. None offer after school but all 3 offer free breakfast provision. One offers Flying Start via the local playgroup which is located on site. Again, there are no holiday clubs operating from school sites in this area.

14.10 Consultation with Parents of Children with Disabilities

In addition to the full Parental Survey, where parents of children with disabilities were given the opportunity to comment on their experiences with childcare, we approached two organisations who have direct contact with families with children with disabilities. One is the Inclusive Play Project run by our partner organisation GAVO and the other is a group of parents who were known to us as having either children with disabilities or those who had had some contact with the Caerphilly Children's Assessment nursery in the past.

Working in partnership with the Caerphilly Children's Centre and GAVO a short survey was sent to a random sample of parents who had had contact with the projects in the past year to ascertain their views on childcare. Parents were also asked if they would like to attend a focus group to discuss their views further. One parent took up the offer of attending a focus group, and the responses received to the questionnaire are noted below.

There was a mixture of parents who used some form of formal childcare for their child and those that used informal childcare, some using both to meet all their needs. For those that tended to use formal childcare they said it was because they were working parents but also so their child could have social and learning experiences. One parent used the local Flying Start nursery. One parent used a day nursery only so that her child could have social experiences and also to monitor how they interacted with other children and large group prior to attending school. Two parents stated that their child attended childcare provision so that they could have respite for themselves and their partner. None stated they used formal holiday childcare. One parent said they would use more formal childcare, but as their child's disability was progressive, they were unsure if they would be able to go back to work. They stated that they would like the opportunity to go back to work and that a childminder would probably be the best option because of the smaller group sizes and the ability of a childminder to form a relationship with their child as they got older and get to know the ins and outs of her disability and changing needs. They did note that they would also need a childcare provider that would be able to be flexible to help the family manage the child's medical appointments.

The main reason given for not using childcare was because they were stay at home parents and had no need for childcare. For those that did not wish to use increased levels of formal childcare over and above what they were already using was that they were stay at home parents and/or that they used informal childcare (i.e. friends and family) to meet their other childcare needs. One parent also commented that they did not use more childcare because it was too expensive and would be even more expensive if they needed to pay the additional costs of extra support.. One parent stated that the reason they used childcare (an After School Club) was for respite for themselves/ their partner, but they would not use additional childcare as they could not find childcare that catered for their child's additional needs during the holiday period and they could not afford the additional support their child needed to attend. This family stated that there was a lack of understanding from childcare settings about offering accessible childcare. They did feel however, that the childcare staff at the setting where the child attends after school provision were appropriately trained to care for her child, (but was unsure whether they met her child's particular needs), that it was too expensive and not flexible enough to help her manage her child's medical appointments. The respondent also felt that the quality was not high nor was it well located. In addition the parent wished that settings had access to a more resources for children who haven't had a diagnosis but do have an additional need.

For all other parents that did use childcare, the majority agreed that they were satisfied with their childcare in both holiday and term time (many of whom used family and friends as their childcare option). They felt that the quality of childcare was high and that staff were able to care for and were appropriately trained to deal with their child's particular needs. One parent was very satisfied with the level of care and the multi agency approach that was taken to support their child's needs. All of the respondents felt that childcare was well located and only one felt that childcare was too expensive. None felt that childcare was not flexible enough to help the parents manage their child's medical appointments, and the majority did not have problems with childcare arrangements that broke down.

Additional comments made included, that one family organised their shift patterns so they had no need for regular formal childcare, and if their shift patterns did not allow it, they relied on their family to care for the child. Another parent felt that they were unsure as to whether the childcare setting their child attended had sufficient staff to cater for their child's need fully and this was a worry as they worked and did not have the support of family. One parent felt that as their child was likely to progress into a wheel chair that they would need additional support as the child got older with toileting and that this may be limiting in terms of childcare options available to them, because of both cost and accessibility.

In conclusion, the experiences for families of children with disabilities were in the main, positive. Since the last full CSA, much work has been done to increase the levels of childcare staff confidence and competence in order to meet the needs of children with disabilities within mainstream childcare settings. This has been through a comprehensive training programme which is always very well attended and through mentoring and support offered through programmes such as the Assisted Places Programme, Supported Places Programme and the Flying Start Programme. We also have an Additional Needs Advisor attached to the Flying Start Programme who offers support and advice across the whole sector.

14.11 Consultation with Play Wales

Play Wales were asked if they would comment on the childcare market in Caerphilly and they noted that they were concerned by the decrease in staffed open access play provision due to the closure of Big Lottery Fund's Child's Play programme, which funded

and provided a range of services in the county. They were also concerned that the capacity of Caerphilly's play partner (specifically GAVO) is not sufficient to support the delivery of quality in terms of children's play experiences across all childcare settings.

Play Wales is concerned with a potential gap in play knowledge, expertise and skill at advisory level with the news that GAVO's resource and capacity has decreased. They noted, through Caerphilly's Play Sufficiency Assessment, that the county operates the Caerphilly Quality Standard, (mainly linked to supervised childcare provision rather than unregistered Play provision) and advised that this Standard be reviewed to ascertain its facility to assess the play environment and play experience in all supervised provision. Play Wales recognised that this may involve resources that are not currently available; however, this exercise would potentially align the CSA and PSA locally.

With regards to improvements for low income families Play Wales commented that Local Authorities should ensure that play work provision features in response to any new national programmes aimed at supporting communities. Play provision is often available when families need it most (afterschool, during school holidays, evenings and weekends) filling in gaps when other services are unavailable. Play provision gives an opportunity for both children and adults to extend their social and peer networks – which are proven to increase resilience. Playing together is important for family bonding – the example provided within play services can help parents relax enough to play with their children and to get ideas for low cost or no cost play opportunities. They referred to the recent research conducted in Wrexham, Analysis of the Economic Impact of Play work in Wrexham which suggests that investing in play provision is a good use of funding programmes, particularly those with a focus on reducing poverty.

With regards to improvements for children with disabilities Play Wales advocates inclusive approaches for disabled children wherever possible. Across Wales, this has been most effective when funding (such as Cymorth and Families First programme), was used directly to fund community based play provision for all children. Consultations with disabled children and their parents suggest that in most instances, much is gained from inclusive provision.

We advise that play provision should strive to be inclusive and community based.

14.12 – Consultation with Welsh Language Focus Group

During October 2016, Menter Iaith Sir Caerffili were responsible for conducting two Focus Groups of parents who were Welsh speaking or who were interested in Welsh medium childcare. Parents were invited to the Focus Groups via Menter Iaith's database, via their Facebook page and via twitter. Parents on their database have children of all ages and access a variety of childcare settings some using childminders, day nursery, Cylch Meithrin, after school club, holiday club, friends and family and one parent used a nanny. The first Focus Group met at The Miners Centre, Caerphilly Town, with 6 parents in attendance and the second group met at Ysgol Bro Sannan, Aberbargoed, where 18 parents took part. In total, 24 parents contributed to the consultation. Parents were from the Caerphilly Basin area, Gelligaer, Oakdale, Blackwood, Argoed, Tir-y-berth, Fleur de lis, Hollybush, Nelson, Hengoed and Bargoed, covering all 5 Community Planning areas.

Parents were asked to respond to a series of five questions but also encouraged to note any further comments, needs or concerns. Parental responses have been collated below in relation to each question.

Parents were asked why they chose the childcare they did and what they liked about it and whether they were satisfied. A range of comments and responses were given as noted below:

- One parent chose her childcare (breakfast club, after school club and Holiday club) as she wished to continue to work full-time and it enables her to co-ordinate work, school life and family life. She didn't have any family which could support her with childcare, and so she used the Holiday Club run by Menter Caerffili in Ystrad Mynach during the school holidays. She felt the children were happier attending the club than staying at home and that the club and its staff were very valuable to them. The activities were varied and appropriate for those children attending.
- Another family used a Private day nursery which provided a pick-up Service from the child's school. The parent was very happy with the Service as it was of a high standard, flexible and focused on pre-school education. However, they felt the cost was high as one child was full-time. Parent also used the free breakfast club at the child's school which enabled the parent to travel to work happy that the child is in a Welsh speaking environment. The parent is very happy with this service.

- One parent uses the wrap around provision at their child's school, in addition to a day nursery which provides a drop off and pick up service before and after school. Parent is very happy with both providers. This allows the child to stay for a full day, enabling both parents to continue to work full-time.
- One parent was currently using a variety of childcare in order to support her working hours (childminder, after school club and Holiday club). The parent would prefer one type of childcare for both morning and evening to ensure continuity for the child. The parent would also have preferred a Welsh speaking childminder, but was not able to access one. (Argoed / Blackwood area)
- Family members were used by several parents as it was a natural step and because they knew the children so well and because they would assist in raising the children in the same way as the parents would. Some family members were Welsh speaking which was important. It also helped in terms of costs as it allowed the parents to reduce childcare costs. Without this option then some parents would possibly have had to work part-time.
- Those parents using after school clubs felt confident using these provisions as they were based within the school and that the children were familiar with the staff at the setting. Parents also stated that the location was convenient and the cost was extremely reasonable. Also both after school and holiday clubs provided additional contact time with the Welsh language.
- A number of the parents were using a nursery class within a Welsh medium school and were happy with the provisions. Those parents accessing full time nursery education highlighted the cost benefit. However all parents using nursery education within a school emphasised that they had chosen this provision due to their preference for Welsh medium provision.

Parents were asked in what ways they believed childcare could be improved. The following comments were highlighted:

- Opening times could be extended to open earlier or close later for working parents to offer greater choice of childcare for working parents.
- Increased availability of Welsh medium childcare places – some parents noted a shortage of places, particularly during the school holidays and also that there wasn't a Welsh medium after school club close to all Welsh medium primary schools. Also, some clubs only opened for 4 weeks of the summer holidays and some parents needed the care for the entire 6 weeks.
- There was a general acceptance that cost would always be a challenge, but many parents were happy with current costs, in particular holiday club costs. Parents noted that there seems to be enough Welsh medium provision for those people

living in Flying Start areas but noted it is usually non-working parents or parents who are working part-time that are able to access these free of charge provisions.

- It was noted that there is a need for a Welsh medium holiday provision in the Bargoed/Gilfach area as well as Welsh medium out of school care..
- It was felt there was an insufficient range of Welsh medium childcare considering there are 11 Welsh medium primary schools and 1 Welsh medium comprehensive school with two sites – demonstrating a growth in the demand for Welsh medium education. A need for more pre-school Welsh medium childcare as current opening times for Cylchoedd Meithrin are not flexible enough and there isn't a Welsh medium day nursery in the county. A number of parents noted that they would like to see a private Welsh medium day nursery develop in order to ensure that Welsh medium care was available prior to children attending a Cylch Meithrin or school.
- Parents were very happy with current Welsh medium holiday schemes. One parent noted that they would like to see Welsh medium holiday care specifically for under fives.
- Some parents noted that their childcare needs varied continually and that arranging childcare under these circumstances was difficult and as such more flexibility was required.
- Parents would have preferred Welsh speaking childminders but they were unable to find any in their particular areas. Parents welcomed support that would enable childminders to use the Welsh language especially with the growing numbers of children attending Welsh medium education. Very few childminders offered the option of not using or paying for childcare places during the holidays. For parents who are teachers or for others who work term-time only they would prefer not to incur childcare costs during the holidays. It would be preferable to pay in advance for the first week/month following the holidays in order to secure the place.
- Parents noted a need for holiday provision to consider the needs of those children aged 8-11 year olds in terms of activities or there needs to be Welsh medium holiday care for this age group specifically. A number of parents referred to holiday childcare schemes which provided care of a high standard, with opening hours of 8:30am-5:30pm at an extremely reasonable cost. One parent noted that this quality of care, at this cost and for the extensive opening hours was very rare.
- Parents were asked about how important it would be for them to be able to access Welsh medium childcare as a part of any future free childcare offer from Welsh Government for their three and four year olds. They were also asked would they take up their entitlement if Welsh medium childcare was not available. The majority of parents stated that they would not compromise and would only use Welsh medium childcare. However, even though this was their preference, they would have to consider the cost implications if only free English medium childcare was available. A number of parents highlighted

the importance of this programme to the future of the Welsh language and that affordable childcare has a significant role to play in ensuring that children become fully bilingual. One parent noted that she would like to see a similar programme for children over 4 years old.

With regards to other suggestions, one parent suggested the development of a leaflet/website which details the 'journey' through Welsh medium childcare and education.

14.13 - Consultation with the Welsh Education Strategic Planning Group (Caerphilly WESP)

The Childcare Coordinator sits on the WESP Group as does the Early Years' Service manager. As such there is collaboration, integration and involvement amongst all the WESP partners and the early years. The WESP Plan has been written in tandem with the Childcare Sufficiency Assessment with one plan informing the other; Early years being integral to the ethos and development of Welsh medium education across the county borough.

The following 3 objectives that relate to early years are amongst the 7 overarching objectives in Caerphilly's WESP:

By 2020 we will:

- Continue to proactively promote early years provision to stimulate parental demand
- Increase the number of children accessing Welsh medium education in line with parental demand surveys equating to 18% in primary by 2018 (an increase from 9.19% in 1996) and 20% in secondary by 2023 (an increase from 7.30% in 1996).
- Work with 21st century schools team in Welsh Government to identify funding in Band B of 21st century schools programme, for the development of sufficient Welsh medium places in areas where they are coming under pressure, in particular Bedwas Trethomas Machen area, and the Islwyn East area.

The Caerphilly WESP believes that multi agency working is at the heart of the way forward to ensure all learners regardless of their socio economic background, have equal chances of achieving high expectations.

'Rewriting the Future' places an emphasis on local authority, consortia and schools to work with multi agency partners across the four key themes: family and community engagement; early years (0-7); quality learning and teaching; expectations and aspirations. This has been given high priority as an Improvement Objective across Education.

Below is an extract from the WESP 2017 – 2020 and shows the strong links between the WESP and the early years and childcare teams.

Outcome 1: More seven-year-old children being taught through the medium of Welsh

Our five objectives to achieving this outcome are:

1. Development of provision within Band B of the 21st century schools programme.
2. Work with Mudiad Meithrin Officers to improve transition rates in Cylchoedd Meithrin with a transition rate below 75%
3. Work with stakeholders to develop sufficient provision in Welsh medium to meet demand of working parents for the universal 3&4 year old childcare offer by 2020.
4. Conduct an annual parental demand survey and incorporate the results in planning for schools spaces.
5. Explore development of a booklet for parents through the Cronfa Glyndwr grant.

An annual parental demand survey is also undertaken annually. These are the basis for all trend future projections of demand and provide evidence of need for additional places and location in the borough.

The full Childcare Sufficiency Assessment is being undertaken in 2016 with a view to submit to Welsh Government and publish in March 2017. The parental surveys will reflect demand for childcare and language of provision and will form the basis of the annual Childcare Action Plan for developing new provision and sustaining or expanding existing provision. We anticipate an increase in the number of childcare places required during the duration of this WESP 2017-2020 across the sector to support the universal 3 and 4 year old childcare offer for working parents.

Menter Iaith works in partnership with local authority officers and Mudiad Meithrin to support Cylchoedd Meithrin and childcare settings to improve Welsh language delivery across the borough. Current contract arrangements are in place until March 31st 2017 with an option for a further extension until March 31st 2018.

Road to Bilingualism is a quality assurance scheme to support the development of Welsh language in English medium settings and supporting Welsh medium settings where there are practitioners who are Welsh learners. Currently there are 6 day nurseries, 3 childminders, 6 playgroups, 7 maintained Flying Start settings, and 6 settings waiting to start.

All parents receive information on Welsh-medium education from Caerphilly *Starting School booklet* which is distributed with school application forms as well as available on the Caerphilly CBC website. Parents are able to access information on Welsh-medium childcare and Early Years Education provision through Family Information Services.

Working with parents at the earliest opportunity enables parents to make informed choices of the language of provision their children will attend. Parent Network, Menter Iaith through the Voices programme and Cymraeg I blant will work together to promote information for parents, and raise awareness with frontline staff of the benefits of bilingualism.

Cymraeg for kids is a project run by Mudiad Meithrin across Caerphilly that focuses on increasing the number of nursery age children that are able to speak Welsh. It shares information, advice and support to parents on the benefits of being bilingual, the importance of introducing Welsh to children as early as possible and the advantages of opting for Welsh medium childcare and education. Cymraeg i blant will be promoted through the Family Information Service.

This is achieved by delivering weekly bilingual baby massage, baby yoga and Welsh rhymetime sessions for parents and young children. In the short term we anticipate working across the following areas: Caerphilly, Ystrad Mynach, Risca with a view to increasing the numbers of children attending the local Ti & Fi groups and Cylchoedd Meithrin. After attending a series of our support groups parents are encouraged to move on to their local Ti and Fi Group and Cylch Meithrin before starting local Welsh medium primary school.

Cychwyn Gorau/ Beststart is a Mudiad Meithrin campaign to promote the advantages of Welsh-medium education.

Mudiad Meithrin's Support Officers (Swyddogion Cefnogi) provide support and resources for Cylch Meithrin staff to promote the benefits of Welsh-medium education to the parents of the children attending. Cylchoedd Meithrin where the transition rates are less than 50% are targeted as part of the Cychwyn Gorau initiative which forms part of our targets which we report on to the Welsh Language Education Unit.

Development of a Latecomers policy is presently being considered within the regional WESP forum.

Within Caerphilly our population while transient between community areas is reasonably static for movement into / out of the borough, and parents are encouraged to make their decisions for education provision in the early years, reducing the demand for a latecomers policy.

14.14 Consultation with Employers

Working with colleagues in the local authority's economic development department, over 1000 surveys were sent to employers across the county borough ranging in size from self employed and small local businesses to larger employers with over 500 members of staff. One survey was returned.

A Childcare Development Officer also attended the Caerphilly Business Forum and discussed childcare options with the attendees. The one response that was received was from a large (100 – 250 workforce) manufacturing company in the Blackwood area which operates 24 hours a day. They said that staff work shifts, weekends, evenings and other unsociable hours and 50% of the workforce are parents with children under 14 years. Their flexible working arrangements included the options of part time and temporarily reduced hours and a phased return to work.

The company stated they had never had any issues with employers taking up employment or continuing to work because of childcare issues, but they had occasionally had staff absences due to childcare issues. The only improvement they stated to help improve the recruitment and retention of staff was to make childcare more affordable.

15. Gap Analysis & Areas for Improvement

This Childcare Sufficiency Assessment has been based on supply data drawn from the Self Assessment of Service Statements (SASS) conducted in July 2016 (Term time) and August 2016 (School holidays). There was a completion rate of the SASS by childcare providers in Caerphilly of approximately 70%. Because of data protection we were unable to know who had and who had not completed the SASS form. By contacting as many providers as we could, we were able to capture data for some of those settings that did not complete the on-line form. In so doing we believe that we managed to collate data for the majority of providers registered as day care settings, but were unable to collect data from all childminders. In addition to this, for those settings that did complete the on-line form there were many omissions in data entered or misunderstandings of what was being asked. In some cases it was quite clear that the guidance had not been read.

The Caerphilly Local Authority however, has a well-established early years team, including very close links with the Family Information Service, who have an in-depth knowledge of the childcare sector across the borough and as such some omissions in data were able to be completed. This was not the case for all settings however. Where the analysis of supply has not been complete, the addition of as much local knowledge as possible has attempted to give a fuller more realistic picture of the childcare market across Caerphilly.

Before any final assessment can be made on whether there is sufficient childcare, we believe that as a local authority we will need to collect the missing data. CSSIW will be conducting a second trawl of data in the late Spring of 2017 for those settings that did not complete the data in the Summer of 2016.

Childcare provision for children of parents who work atypical hours

Although there are a relatively high number of childcare providers (mainly full day nurseries and childminders) who offer childcare provision before 8 am, (some open as early as 6.00 a.m.) there are few that open after 6 p.m. In addition there are very few places available for weekend or overnight care. Some Parents who responded to the Questionnaire stated there was a need for more

flexible childcare, in particular for weekend care and later closing of after school provision to accommodate working parents who work out of county. The main priority for Caerphilly is to work with full day care providers to look to increase the numbers of providers who can offer later hours that still allows them to run sustainable and balanced businesses. We will also be engaging with after school providers to encourage later opening hours. Childminders who are newly registering are also encouraged to open for longer hours, although childminders in general are most suited to offering bespoke opening hours for the families they provide care for. Increasing provision that is flexible for parents is a borough wide issue and needs to be addressed as such.

Welsh medium childcare provision

In general there is a good spread of Welsh medium childcare across the county borough through a range of before school, after school, wrap around, playgroup/Cylch Meithrin and holiday provision. These are all based on school sites. There are 7 non-maintained Welsh medium Early Years Education providers and 5 non-maintained Welsh medium Flying Start providers. In the Spring of 2017 there will be a new Welsh medium maintained Flying Start provider opening as part of the Integrated Children's Centre in Caerphilly Town.

The majority of Welsh medium settings are very well attended and there are fewer vacancies reported in these settings than in English medium settings. There are however, a few gaps geographically. There are no Welsh medium After School clubs or holiday clubs in the upper Rhymney Valley area. There have been in the past but they have not been sustainable and have closed. There is a lack of Welsh medium playgroup provision in the Caerphilly town where there is only one Welsh medium Cylch Meithrin serving 2 primary schools. There is another Cylch Meithrin on the outskirts of the town in Llanbradach, There is no Cylch Meithrin in the Bedwas Trethomas and Machen area of Caerphilly Basin which has been noted in the local WESP as a gap also.

Parents who attended the Welsh medium Focus group along with the responses to the parent questionnaire noted the lack of Welsh speaking childminders, and although there are a number of childminders who use both languages with the children as part of their day, there are no Welsh-only childminders. There are also no Welsh medium full day nurseries in the county borough.

Childcare provision for different language categories

There was one parent who noted that they would like childcare in a language other than English or Welsh and that was for an Italian childminder.

One other parent expressed an interest in being able to access a Polish speaking childminder for her child.

Types of childcare available and location

- Increase the numbers of childminders in URV, MVW and LSV – particularly in Lower Sirhowy Valley where there is a lack of Full Day Nursery Provision particularly in the Risca and Crosskeys areas and is an area of higher employment and travel to work. Increasing the number of childminders in the Upper Rhymney Valley, in particular the Northern end, would alleviate the lack of Day Nursery provision where it has proven to be difficult to sustain provision in the past.
- Some parents suggested that there needs to be an increase in the number of childminders who offer Early Years Education.
- There were plenty of vacancies reported by the childminders, however, some parents were stating that they could not find places at their chosen childminder, in particular for after school provision.
- Although some parents were asking for Welsh speaking only childminders, there are a number of childminders who use both languages in their childminding practice (approximately 20%). Childminders have suggested themselves that they would not want to restrict their service to Welsh only as this would restrict their market.
- To increase the numbers of childminders who are able to offer weekend and overnight care. Childminders are in the best position to be able to offer flexible childcare.
- No Full Day Nursery is at full capacity with the majority indicating a number of vacancies.
- 2 day nurseries have recently closed (one in Mid Valleys East and one in Caerphilly Basin) and one has self-suspended pending closure (Upper Rhymney Valley). There are 2 new day nurseries in development (one due to open in Autumn 2016 – Mid Valleys East) and the other in Spring 2017 (Mid Valleys West).

- There is no Welsh-only full day nursery although there is a range of services that run throughout the day through the medium of Welsh. These are only available for children aged 2 upwards and do not offer continuous care throughout the day. There is a small demand for a Welsh only full day nursery in the Caerphilly area for children younger than 2 years old.
- In Mid Valleys East there is a playgroup that offers services through the spring and summer holidays and reports high take up.
- Although there is a lack of full day nursery provision in the Upper Rhymney Valley, the one day nursery that is located in the southern end of the area is not staffed to full capacity.
- With all day nurseries offering places for children up to the age of 12, with one reporting that they take children up to the age of 14, and the drop in numbers of childcare take up during the school holiday periods, it is likely that there is sufficient places for children in day nursery provision and that there will be capacity in these settings to support the holiday element of the free childcare offer when it is rolled out over the years leading up to 2020.
- Although there is a good range of sessional childcare across the county borough, 38% of this is Flying Start only provision and as such only offers services to eligible families.
- 2 day nurseries and 9 sessional care playgroups/Cylch Meithrin offer Early years Education giving parents a greater choice for their children's Early Years foundation Phase education. There is however, a lack of choice in the Upper Rhymney Valley as there are very few sessional care providers that are not Flying Start only providers. The 2 settings that are non-Flying Start only providers in the northern part of this area are both Welsh medium.
- While the majority of Welsh medium schools have wrap around and after school facilities there are a majority of schools that do not have either wrap around provision or after school clubs on site. A fuller assessment of all schools will be conducted in 2017 to ascertain childcare associated with schools in readiness for the roll out of the Welsh Governments free childcare offer for 3 and 4 year olds.
- The take up of places in the majority of wrap arounds, after school and playgroup provisions is relatively high with most children attending either full time or part time but on a regular basis. Full time take up is higher in the morning than in afternoon provisions.

- There is a lack of registered Welsh medium sessional care in the Risca/Crosskeys area of the Lower Sirhowy Valley. The one setting that is there is only opened 3 days. We are working with Mudiad Meithrin to register this setting to offer parents a more affordable choice of childcare.
- There is a lack of Out of School Provision in the Upper Rhymney Valley however, demand is low. There are 3 summer playschemes that operate in this area (unregistered) for 8 – 14 year olds where 2 are free and one is only £5 a day.
- There are 3 after school providers that are not currently registered with CSSIW. Work needs to be done to support these settings through registration to enable parents to access the Tax Free Childcare scheme becoming operational in 2017.
- English and Welsh medium holiday childcare settings that operate in the centre of the county borough in Mid Valleys West and offer a service through all holiday periods (except Christmas) are well used by families. Both are well located to major economic centres and on routes to work across the borough and as such are fully sustainable. The other holiday full day childcare clubs (not in day nursery or childminder) are both Welsh medium and operate in Caerphilly Basin. Both are well attended and fully sustainable.
- There is also no holiday childcare (Out of School) provision offered in the Lower Sirhowy Valley or Mid Valleys East. However, there is a good range of day nurseries and childminders in Mid Valleys East that offer Holiday childcare as well as the Sessional Care setting that also offers sessional care during the Easter and Summer holidays.
- There is a gap in the amount of full day holiday provision in holiday only clubs with the gap being filled at present by day nurseries and childminders, and in the main family and friends. There are a number of open access play provisions (playschemes) which operate across the borough but do not offer full day care with opening hours not consistent with a typical working day. These are not spread equally across the borough with there being only one in the Lower Sirhowy Valley (a 15 place gymnastic scheme) and one in Mid Valleys East. The lack of holiday provision across the age ranges is quite evident and needs to be addressed.
- There is however, very good holiday childcare provision for children with disabilities with a number of schemes that are accessible for a wide range of ages. Again however, these tend to be located in the middle and southern end of the borough where access to the schemes may be more difficult for those living in the Lower Sirhowy Valley and Upper Rhymney Valley.
- The general perception from parents is that the quality of childcare is high in term time, but slightly less so in the school holidays.

- There is a worry from Play Wales that the loss of the GAVO play team may have a negative impact on the number and quality of childcare playschemes in the future.

Age of children for whom childcare is available

- For children aged 0 – 8 there is a wide range of childcare places available in a variety of provisions in both term time and holidays. There were, however, a few parents who suggested that some holiday provisions tended to cater for the younger age groups (4 – 8 year olds) and were therefore not suitable for children older than 8 years. Holiday provision specifically for the 8 – 11 year olds is a gap that could be considered.
- Day nurseries currently offer the greatest amount of care for the 0 – 2 age group in both term time and school holidays.
- There are 6 unregistered providers for 11 - 14 year olds operational across the county borough in comprehensive schools. 2 of these are Welsh medium and offer an out of school facility for children.
- There are sufficient places for both Early Years Education (Rising 3's) and Flying Start children across the borough (except in the Trinant area of Mid Valleys East).
- Children's survey indicated that the children in the older age groups felt that the after school setting they attended was geared to activities for the younger age groups and was not suitable for them. Parents also noted this was the case with the holiday provision which made it difficult to get children to attend and limited their childcare choices.
- There is a gap in Welsh medium holiday provision for children under the age of 5.
- There are currently sufficient funded places for children aged 2 years old to access their Flying Start Provision. This will be further enhanced when the Welsh medium ICC opens in Spring 2017.
- There are currently sufficient funded childcare places for 3 and 4 year olds to access their entitlement to Early Years Education in both the maintained (schools) and non maintained sectors.

Affordability of childcare

- Retaining fee for childminders and day nurseries in school holidays is difficult for some families.

- A relatively high proportion of parents who use childcare, access financial support through working tax credit and employer supported schemes. The highest number of parents felt that childcare was too expensive and unaffordable and many used family and friends because of this.
- There is always a fine balance between what parents can afford to pay and the costs of running a childcare business. Many settings try to keep fees low to accommodate parents, but in so doing risk becoming unsustainable. The greatest upset amongst parents regarding affordability of childcare was for those parents who are middle income earners who are not eligible for working tax credit or for free (funded) Flying Start childcare. It is hoped that the UK governments Tax Free Childcare scheme to be launched in April 2017 will come some way to alleviating this.
- More information about help with childcare costs to help make childcare more affordable.
- Support for settings to become registered with CSSIW and also with HMRC so they are eligible to be engaged with the Tax Free Childcare scheme and Working Families Tax Credits.
- Unsurprisingly 50% wanted the childcare to be more affordable. However, this also means that 50% are happy with the cost of childcare. This was the main reason that parents who do not use childcare gave for not accessing formal childcare using family and friends instead.
- Financial support is mainly used by parents accessing childcare in Day Nurseries and After School Clubs.

Times at which childcare is available

- Childminders and day nurseries offer the greatest range of times for childcare availability. Childminders are able to offer the most flexible bespoke packages for parents, which is particularly important for those who work shift patterns and for those with children with disabilities.
- The opening times of play schemes and holiday provision could be longer to accommodate working parents.
- There was a call for longer opening hours particularly in the Caerphilly Basin area where parents who are working out of county may need longer childcare hours.

Childcare for Children who have Special Educational Needs

- The number of school aged children with additional needs have been identified through the schools PLASC system. In addition there are children of preschool age who are known to the local authority through the ISCAN Panel and Assisted Places and supported Places scheme. The majority of childcare providers are able to offer childcare support to these children and there are also a number of specialist childcare schemes and opportunities that cater for children with disabilities both during term time and in particular during the school holidays.
- All childcare staff in both maintained and non-maintained settings have access to a full set of training for children with additional needs and if any setting has a child with a specific need attending their setting the local authority are able to offer specific training to support that provider to accommodate their child.
- The FIS keeps a record of all child care providers and their ability to cater for children with disabilities and if they have any access issues.

16. Childcare Sufficiency Assessment – Action Plan

The Action Plan must detail the actions, priorities and milestones to maintain strengths and address shortcomings identified in the Childcare Sufficiency Assessment. A full Action Plan can be found at Annex 14 which adds details to the Actions outlined below.

Key summary of actions required in 2017-2020

1. Follow up missing data for childcare settings locally and through the second SASS return in May 2017
2. Increase the number of Welsh medium childminders
3. Increase the number of Welsh medium settings to deliver Assisted Places and Supported Places
4. Increase numbers Early Years Education in LSV (parental choice) and English/Welsh Early Years Education in URV.
5. Increase the Welsh medium wraparound in MVW
6. Increase Out Of School provision in URV
7. Develop registered Holiday provision in URV, LSV and MVE
8. Increase full day holiday childcare provision
9. Support unregistered provision to become registered – 3 after schools, 1 playgroup, 1 wraparound
10. Conduct a thorough survey of schools – in readiness for development of provision to meet the 3 and 4 year old offer.
11. Support for play schemes regarding quality and support development of new in areas where there are none – LSV, MVV
12. Development of flexible childcare especially before school and slightly later than 6 p.m. in day care settings
13. Increase number of potential places available for overnight and for weekend care to accommodate shift workers
14. Offer information for parents to access financial support and for settings to become registered with CSSIW and HMRC
15. Consider provisions specifically for 8 – 11 year olds, encouraging after school and holiday settings. In particular to consider activities that are more age appropriate for the older children especially now that a number of settings are registered up to the age of 12.
16. Increase the number of Welsh medium places in Caerphilly Basin – in particular in the BTM area

17. Explore the flexibility of childcare providers to meet the needs of children with disabilities.
18. Further publicise Early Years Education in non-maintained to encourage take up of places
19. Develop Welsh medium holiday provision for children under the age of 5.
20. Explore the need to offer Rising 4's Early Years Education in non-maintained settings.
21. Evaluate opening hours of After School Club's that only open until 5.30 and encourage opening until 6 p.m.
22. Increase English medium holiday provision – full day
23. Increase availability of Early Years Education English medium in Ystrad Mynach
24. Explore the possibility of offering and demand for full day care provision at/near the Ty Penallta
25. Increase wrap around across the borough but in particular in LSV
26. Encourage more childcare providers to take up the Road to Bilingualism to increase the number of providers who can offer a service to families wanting Welsh medium childcare or more Welsh provision in their English medium setting.
27. Further explore the need for appropriate Out of School Childcare in or adjacent to schools with specialist units and assess the workforce and training requirements needed.
28. Continue to provide a programme of Additional Learning Needs training to support childcare settings who are registered on the Assisted and Supported Places programme.
29. To address training needs requirements as a result of the Workforce Audit 2017.
30. Explore the need for before school childcare in areas where there is a lack of funded school sited breakfast clubs.