

# **FOCUS ON STATISTICS**

**ISSUE 3 – MAY 2009**

Welcome to the third edition of our 'Focus on Statistics' bulletin produced by the Policy Unit. The purpose of this document is to highlight some of the latest releases from (amongst others) the Welsh Assembly Government, Office for National Statistics and Data Unit Wales, which include useful statistics in relation to Caerphilly county borough. We will also be providing regular updates on key statistical datasets, as appropriate.

## **2011 Census Update**

ONS have awarded a £25 million contract to Capita to provide integrated nationwide personnel services for the 2011 Census – supporting ONS to appoint staff to around 35,000 temporary jobs across England and Wales in 2011.

Capita will provide services to help recruit and train the ONS staff needed at the peak of the project to deliver the Census and, before that, a rehearsal to be held in October 2009. Capita will also provide payroll services to the temporary census staff appointed by ONS through the contract.

The staff will be recruited to work for ONS from local communities across England and Wales to carry out census field roles in their area. Posts will include area managers, local team coordinators, teams of checkers, and Census delivery and collection staff.

Recruitment for the 2009 rehearsal will start in May 2009 in Lancaster, Newham and Ynys Môn (Isle of Anglesey). Nationwide recruitment for the main Census will start in August 2010.

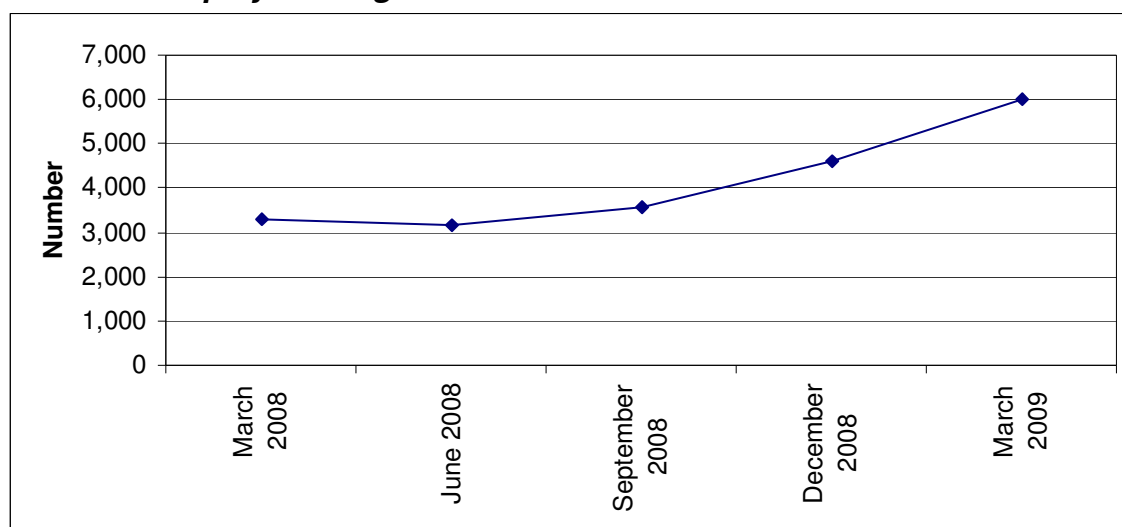
ONS have also awarded a £10 million contract to top 20 UK agency Bray Leino, who will provide advertising, design and media buying services. Working with its media planning and buying partner MediaCom, Bray Leino will create both an English and Welsh language print and outdoor campaign, together with TV, cinema and radio commercials. The agency will also be involved in designing public-facing brochures and leaflets advertising the 2011 Census.

Internally, an initial report on planning for the Census has been considered by the Council's Cabinet, and it is planned to table further reports in the months to come on pertinent issues relating to the Census and what the Council needs to do to ensure it is fully prepared. The 2011 Census Working Group continue to meet, and a work programme is being developed which will identify any particular resource issues that need to be addressed in the run up to the Census.

Further updates on the planning taking place for the 2011 Census will be provided in future bulletins. For further information, or for results from the 2001 Census, please get in touch – see contact details at the end of this bulletin.

## Unemployment Statistics

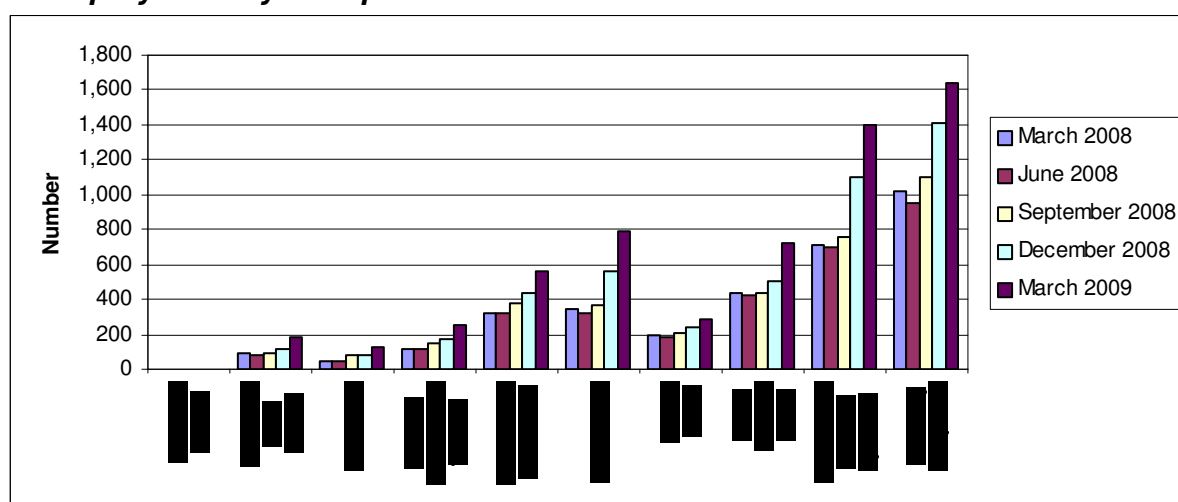
### Overall unemployment figures



Source: NOMIS

Unemployment in the county borough has risen from 3,301 in March 2008 to 5,987 in March 2009. The number of unemployed fell slightly between March and June 2008, but since then has increased steadily. The unemployment rate in March 2009 was 5.7% within the county borough, higher than the Wales rate of 4.4%. The number of unemployed within the county borough increased by 81.4% between March 2008 and March 2009, compared with an increase of 85.1% for Wales as a whole over the same time period.

### Unemployment by occupation

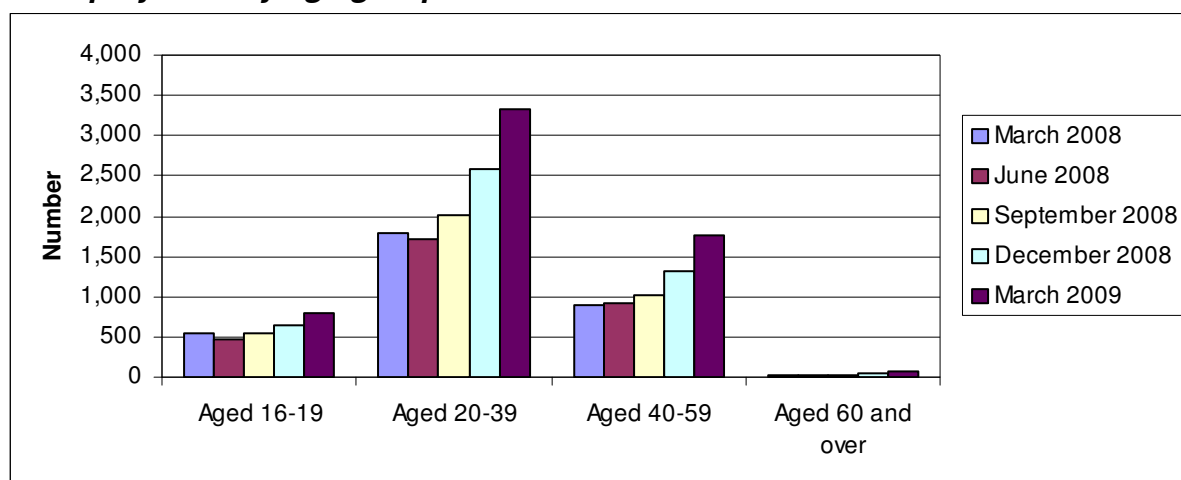


Source: NOMIS

Unemployment has increased within every sector within the county borough between March 2008 and March 2009, particularly between December 2008 and March 2009. Unemployment has increased by 160% for Professional occupations (up 110% in Wales over the same time period), by 130.4% for Skilled Trades (up 115.2% in Wales), and by 108.3% for Associate Professional & Technical occupations (up 44.4% in Wales). Perhaps the most concerning aspect of these figures is that the

biggest increases are all in categories which have traditionally offered better job security and are likely to be more highly paid than less skilled occupations.

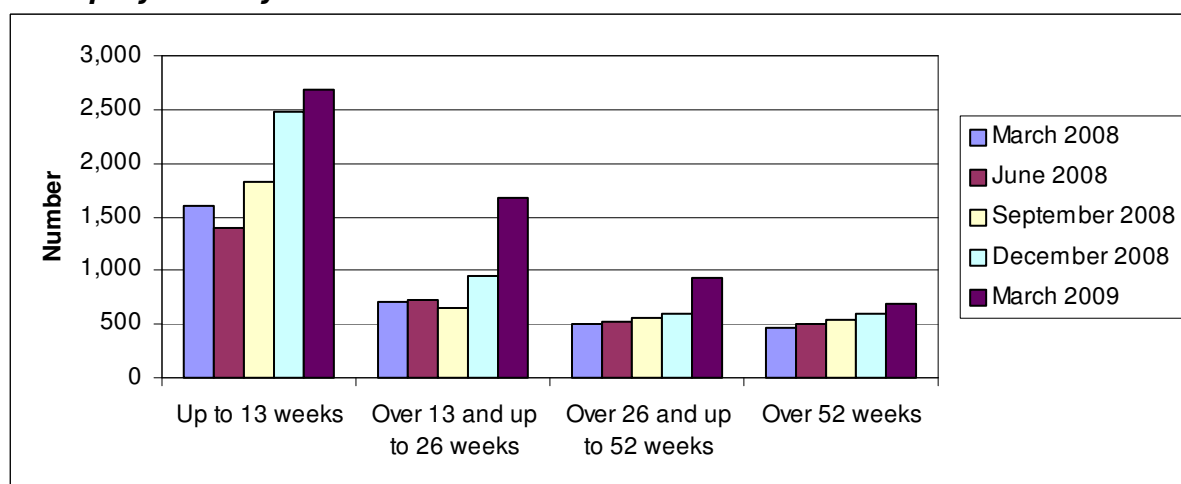
### Unemployment by age group



Source: NOMIS

Unemployment has increased within every age category within the county borough between March 2008 and March 2009. Whilst the numbers are relatively small, unemployment increased by 116.7% in the 60 and over category, by 96% in the 40-59 age group and 86.6% in the 20-39 age group. The comparable figures for Wales as a whole were 148.6%, 92.8% and 86.7% respectively. The figures for the 60 and over age group for the county borough and for Wales as a whole would seem to suggest a particular problem area, and it is this age group that is also likely to find it most difficult to find new employment opportunities generally, without the added complication of the current economic climate.

### Unemployment by duration



Source: NOMIS

Once again, unemployment has increased for every duration category within the county borough between March 2008 and March 2009, particularly in the quarter between December 2008 and March 2009. Unemployment in the over 13 and up to 26 weeks category has increased by 136.6% (122.1% for Wales), and in the over 26 weeks and up to 52 weeks category has increased by 81.4% (81.5% for Wales).

These figures would seem to suggest that the ongoing issue of long term unemployment within the county borough is being exacerbated by the current economic climate.

Further updates on unemployment will be provided in future versions of this bulletin.

## **Latest Statistical Releases**

### *A Statistical Focus on Age in Wales, 2009*

This report presents a range of statistics for different age groups in Wales. It looks at their health as well as social and economic circumstances in comparison with other age bands and highlights where key differences lie. This Focus has been split into various chapters including population, the labour market, housing, crime, health etc. Within each chapter there are various topic-related tables, charts to help show the overall picture of the data and a selection of summary points which highlight some key results from the data. Figures relating to the county borough are provided throughout the document.

<http://wales.gov.uk/topics/statistics/publications/focusage09/?lang=en>

### *Response on the consultation on the proposed approach and indicators for a Welsh Index of Multiple Deprivation: Child Index*

This report details the response to the comments received on the 'Consultation on the proposed approach and indicators for a WIMD: Child Index' published on 30 September 2008. It details the way forward for the Child Index, based on the consultation responses.

<http://wales.gov.uk/consultations/closedconsultations/statistics/2640581/?lang=en>

### *New guidance on measuring sexual identity in social surveys*

The Office for National Statistics (ONS) today (8<sup>th</sup> May 2009) publishes new guidance on how best to measure sexual identity in social surveys. This will be a useful tool to ensure a consistent and acceptable approach to measuring self-perceived sexual identity.

A question on sexual identity was introduced to all ONS social surveys in January this year to support the Equality Act (Sexual Orientation) Regulations 2007. The Act aims to tackle discrimination in the provision of goods, facilities and services on grounds of sexual orientation.

The data obtained in this way can be used to provide benchmark population estimates, which can then help monitor equality of opportunity in such areas as employment, education and the provision of services such as housing.

For more information, click on the following link:

<http://www.ons.gov.uk/about-statistics/measuring-equality/sexual-identity-project/guidance/index.html>

### *Council Tax Levels in Wales: 2009-10*

Statistics on Council Tax Levels include data for Wales for the period 2009-10. The latest release updates the statistics previously released on 25 March 2008. Figures for the county borough can be found throughout the document.

<http://wales.gov.uk/docs/statistics/2009/090325sdr412009en.pdf?lang=en>

### *Council Tax Dwellings in Wales: 2009-10*

This release provides details of the number of dwellings liable for council tax in Welsh local authorities for the financial year 2009-10. Figures for the county borough can be found throughout the document.

<http://wales.gov.uk/docs/statistics/2009/090113sdr12009en.pdf?lang=en>

### *Employment in the Public Sector in Wales, 2007*

This bulletin provides statistics on employment in the public sector in Wales using the official Public Sector Employment statistics produced by the Office for National Statistics. The bulletin also uses the Annual Population Survey to describe differences in those working in the public and private sectors in Wales. Figures relating to the county borough can be found on Page 3 of the document.

<http://wales.gov.uk/docs/statistics/2009/090429sb272009en.pdf?lang=en>

### **This document has been produced by:**

**Vicki Doyle**  
**Policy Officer (Statistics & Funding)**  
**Policy Unit**  
**Caerphilly County Borough Council**  
**Tel: 01443 864403**  
**E-mail: [doylevm@caerphilly.gov.uk](mailto:doylevm@caerphilly.gov.uk)**