

How is **your child** doing at

Primary School?

Read on

to find out
more
about the
National Curriculum
in Wales,
including the
assessment and
reporting arrangements for

2007

This booklet

will give you a **clear**
idea of what your
child is being taught,

how his / her progress
will be measured,

and help you to prepare
for discussions with
teachers about how your
child is getting on
at Primary School.



This booklet

explains about the National Curriculum in Wales, and how the assessment and reporting arrangements fit into the framework. It will give you a clearer idea of what your child is being taught, how his or her progress will be measured, and help to prepare you for discussions with teachers about how your child is getting on.

Please address comments on any aspect of this booklet to:

**Performance and Improvement Division 1
Department for Education, Lifelong Learning and Skills
Welsh Assembly Government
Cathays Park
Cardiff
CF10 3NQ**

A Parent's Guide for Secondary Schools is also available.

Both Guides are available in Arabic, Bengali, Cantonese, Gujarati, Punjabi, Somali, Urdu and Polish.

Both Guides are available in Braille on request.

If you would like more copies of this booklet, please ask the school or telephone the Publications

Order Line on **029 2082 6010**

email: Parentsguides2007@wales.gsi.gov.uk

or visit: www.wales.gov.uk/educationandskills

Special Educational Needs Code of Practice for Wales

- **Information for Parents and Carers** Booklet is also available.

Please telephone **029 2082 6078**

or use the email

or website address above to obtain a copy.

Yr Adran Addysg, Dysgu Gydol Oes a Sgiliau
Department for Education, Lifelong Learning and Skills



Printed in the UK on paper comprising
75% post-consumer waste and 25% ECF pulp

ISBN: 0 7504 9066 7
G/420/06-07
March CMK-22-07-163
© Crown copyright 2007



What is your child being taught ?

The **National Curriculum** is designed to provide a firm foundation in language, mathematics and science, and to provide children between the ages of 5 and 16 with the opportunity to achieve their best within a broad and balanced curriculum.

Your child will follow the National Curriculum through four **Key Stages** of his or her compulsory school life. These are:

Key Stage 1 from 5 to 7 years;
Key Stage 2 from 7 to 11 years;
Key Stage 3 from 11 to 14 years; and
Key Stage 4 which takes pupils to the age of 16.

The National Curriculum is made up of the following subjects:

English*, Welsh, Mathematics, Science, Design and Technology, Information Technology, History, Geography, Music, Art and Physical Education (PE).

A **modern foreign language** is added from the start of Key Stage 3 and most schools provide personal and social education. Children must also study **Religious Education** (according to the syllabus laid down by the local authority).

Each school has documents which set out the National Curriculum requirements and the local syllabus for Religious Education. The school decides its own curriculum taking account of these requirements and organises its own timetable. Teachers draw up the lesson plans and decide which text books and other teaching materials to use. It is up to the school to ensure that its curriculum meets the legal requirements.

More information about the curriculum can be found at:

<http://www.wales.gov.uk/educationandskills>

Foundation Phase

The Foundation Phase is a new approach to learning, combining what is currently known as the Early Years (3 to 5 years) and Key Stage 1 of the National Curriculum (5 to 7 years). The Foundation Phase is being introduced through a Pilot scheme which began in September 2004 in 41 schools and settings, and which will continue until September 2008 when the statutory rollout begins.

If you would like to find out more about the Foundation Phase please email:

FoundationPhaseInfo@wales.gsi.gov.uk

* English is not compulsory for 5 to 7-year-olds in Welsh-speaking schools or classes.

Can **YOU** withdraw your child from the National Curriculum?

There is no parental right to withdraw pupils from National Curriculum subjects, or from the arrangements to assess pupils' progress in these subjects. Parents do, however, have the right to withdraw their children from **Religious Education** and any **Sex Education** which may be provided.

Do **children** with Special Educational Needs follow the National Curriculum?

Occasionally, a headteacher may excuse a pupil with **Special Educational Needs** from all or part of the National Curriculum on a temporary basis. In exceptional cases some pupils, such as those with Statements of Special Educational Needs issued by the Local Education Authority, may be excused permanently. More information can be found in the Welsh Assembly Government's information booklet for parents and carers, **Special Educational Needs Code of Practice for Wales**.



National Curriculum Standards

Each National Curriculum subject has its own set of challenging targets which cover a series of steps, or levels, on a common national scale. This scale, graded from levels 1 to 8, shows how the subjects become more difficult as children get older, and provides clear goals to aim for. It enables teachers to plan lessons according to age and ability, and helps to measure progress as explained in the following paragraphs.

How is your child's progress **Assessed** ?

Baseline Assessment

Each child's language, mathematical, and personal and social skills will be assessed during his or her first term in school. This assessment of the child's skills on entering school helps teachers to assess pupils' abilities and needs, to provide a better plan for children's learning and to measure their progress in the first years of school. The results of this 'baseline assessment' will be reported to parents before the end of the term.

Teacher Assessment

Teachers assess children's work from day to day, in all subjects and activities. In particular, they will assess progress in **English**, **Welsh** (where taught as a first language), **Mathematics** and **Science**, when pupils are aged 7 and 11.

Taking into account classwork and homework for example, the teacher looks at how the child is doing in the component parts of a subject; decides which level on the National Curriculum scale best suits his or her performance in each, and uses them to work out a level for the whole subject.



Review Of the National Curriculum assessment arrangements at the end of Key Stage 2

You may be aware from press and other media coverage that in 2004 the Minister for Education and Lifelong Learning, Jane Davidson, announced the outcome of the review of the National Curriculum assessment arrangements for 11 and 14-year-olds. Following that announcement the Minister consulted headteachers, teachers, the wider public and those with a direct interest in education in Wales.

As a result of that consultation assessment arrangements for 11-year-olds at the end of Key Stage 2 changed with effect from 2005. The Teacher Assessment as described on page 4 continues and you will receive a report on your child's progress in English, Welsh (where taught as a first language), mathematics and science. However, the tests which were previously taken in May will now be provided to schools for use on an optional basis. It will be left to the headteacher and teachers to decide whether their pupils sit the tests.

Although not required to report the results of these "optional tests" schools are being encouraged to include them in the annual report you will receive on your child's progress during the school year.



What do the results mean?




The assessment made by teachers at the end of a Key Stage provide you with a clear picture of your child's progress against National Curriculum standards. The following tables should help you gauge how he or she is doing compared with other children of the same age, both within the school and nationally. However, what is important is that your child is working to his or her full potential. A sample of what is required at each level on the National Curriculum scale can be found on pages 7 and 8 of this booklet.

Results for 7-year-olds at the end of Key Stage 1

Teacher Assessment	
Level 4 & above	
Level 3	
Level 2	
Level 1	

Results for 11-year-olds at the end of Key Stage 2

Teacher Assessment	
Level 6 & above	
Level 5	
Level 4	
Level 3	
Level 2	
Level 1	

-  Exceeded expected level
-  Achieved expected level
-  Working towards expected level

'Code N' may be reported where circumstances exist that prevent a school from having sufficient knowledge and evidence on which to base a teacher assessment.

'Code D' may be reported where it has been necessary to disapply a pupil from teacher assessment by a pupils statement of Special Educational Needs; or where it is inappropriate to offer the National Curriculum as it currently applies to him or her.

'Code W' may be reported where a pupil is currently working towards level one.

A Parent's Guide to the National Curriculum

These pages provide just a sample of what children should be able to do in order to reach each of the levels. As a guide, by the end of Key Stage 1, the performance of the majority of pupils should be within the range of Levels 1 to 3. By the end of Key Stage 2 it should be within the range 2 to 5.

English	Level	Welsh
<ul style="list-style-type: none"> + Show confident use of standard English in a range of situations, adapting as necessary. + Writing shows a clear grasp of the use of punctuation and paragraphing. 	8	<ul style="list-style-type: none"> + Spoken language used is correct and rich. + Generate writing which displays depth and imagination.
<ul style="list-style-type: none"> + Articulate personal and critical responses to poems, plays and novels, showing awareness of their thematic, structural and linguistic features. + Show confident use of standard English in situations that require it. 	7	<ul style="list-style-type: none"> + Express opinions skilfully on what they read by referring to aspects of language, structure and themes, and analysing them. + Express opinions, selecting evidence to support their point of view.
<ul style="list-style-type: none"> + Talk engages the interest of the listener on through the variety of its vocabulary and expression. + Spelling is generally accurate, including that of irregular words. Handwriting is neat and legible. 	6	<ul style="list-style-type: none"> + Use research skills to collect relevant information from different sources and summarise effectively. + A range of punctuation is usually used to clarify meaning, and ideas are organised into paragraphs.
<ul style="list-style-type: none"> + Simple and complex sentences are organised into paragraphs. + A range of punctuation, including commas, apostrophes and inverted commas is usually used accurately. 	5	<ul style="list-style-type: none"> + Express opinions, giving some reasons in support of their view. + Write in a clear, varied and interesting manner
<ul style="list-style-type: none"> + Handwriting style is fluent, joined and legible. + In responding to a range of texts, pupils understanding of significant ideas, themes, events and characters, beginning to use inference and deduction. 	4	<ul style="list-style-type: none"> + Read clearly and expressively. + Present work in an organised and sequential manner.
<ul style="list-style-type: none"> + Writing is often organised, imaginative and clear. + Use their knowledge of the alphabet to locate books and find information. 	3	<ul style="list-style-type: none"> + Convey simple, personal and factual information clearly. + Read aloud with growing fluency, accuracy and emphasis.
<ul style="list-style-type: none"> + Express opinions about major events or ideas in stories, poems and non-fiction. + Ideas are developed in a sequence of sentences, sometimes demarcated by capital letters and full stops. 	2	<ul style="list-style-type: none"> + Simple words are usually spelt correctly and there is some awareness of basic punctuation, using capital letters and full stops with some degree of consistency. + Show confidence, particularly when conversing about matters within their experience and interest.
<ul style="list-style-type: none"> + In their reading or writing, pupils begin to show awareness of how full stops are used. + Recognise familiar words in simple texts. 	1	<ul style="list-style-type: none"> + Speak intelligibly and respond appropriately to simple phrases, instructions and questions. + Communicate by writing words, phrases and the occasional sentence.

Most children making steady progress will move to a new level on the National Curriculum scale every two years or so. However, achievements will vary according to your child's particular strengths and weaknesses, and some children will climb the levels faster than others. It is unlikely that any child will be at the same level for all subjects, or for the component parts of each subject.

Science	Level	Mathematics
<ul style="list-style-type: none"> + Consider graphs and tables of results critically (and identify shortcomings in the data they have obtained). + Use scientific knowledge, understanding and skills to select an appropriate strategy, identifying key factors to be considered. 	8	<ul style="list-style-type: none"> + Convey mathematical meaning through consistent use of symbols. + Solve problems involving calculating with powers, roots and numbers expressed in standard form.
<ul style="list-style-type: none"> + Present data in graphs, where appropriate, and use lines of best fit. + Explain the difference between elements, compounds and mixtures in terms of their constituent particles. 	7	<ul style="list-style-type: none"> + Understand the effects of multiplying and dividing by numbers between 0 and 1. + Understanding and apply Pythagoras' theorem when solving problems in two dimensions.
<ul style="list-style-type: none"> + Describe differences between the arrangement and movement of particles in solids, liquids and gases. + Choose scales for graphs that enable them to show appropriate data effectively. 	6	<ul style="list-style-type: none"> + Use formulae to work out the circumferences and areas of circles, areas of rectangles, triangles, etc and volumes of cuboids when solving problems. + Construct and interpret frequency diagrams.
<ul style="list-style-type: none"> + Describe the main stages of the life cycles of humans and flowering plants, and point out similarities. + Use models to explain effects that are caused by the movement of the Earth, such as the length of a day or year. 	5	<ul style="list-style-type: none"> + Solve problems by multiplying and dividing three-digit numbers without using a calculator. + Understand and draw conclusions about graphs and diagrams, including pie charts.
<ul style="list-style-type: none"> + Choose suitable equipment to observe and measure work then present the results using tables and charts. + Use scientific names for some major organs of a body system, and identify the position of these organs in the human body. 	4	<ul style="list-style-type: none"> + Multiply and divide whole numbers by 10 or 100. + Work out: perimeters of simple shapes; areas by counting squares; and volumes by counting cubes.
<ul style="list-style-type: none"> + Make relevant observations and measure quantities, such as length or mass, using a range of simple equipment. + Explain why some materials are particularly suitable for specific purposes, such as copper for making electrical cables. 	3	<ul style="list-style-type: none"> + Mentally solve multiplication and division problems (including those with remainders) using 2, 5 and 10 times tables. + Use and interpret mathematical symbols and diagrams.
<ul style="list-style-type: none"> + Know that living things need food, water, air and light to survive, and that different living things are found in different places. + Describe ways in which some materials are changed by processes such as heating or cooling, or by processes such as bending and stretching. 	2	<ul style="list-style-type: none"> + Identify and use halves and quarters, such as half of a rectangle or a quarter of eight objects. + Sort and classify objects in different ways, recording information in simple tables, block graphs and diagrams.
<ul style="list-style-type: none"> + Identify a range of common animals. + Recognise that sound and light come from a variety of sources and name some of these sources. 	1	<ul style="list-style-type: none"> + Count, order, add and subtract numbers when solving problems involving up to 10 objects. + Sort and classify objects, explaining their reasons for doing so.

What should your child's report tell you?

As a parent you are entitled to know how your child is doing at school, and each year you should receive a written report on his or her progress and achievements.

Reports for all pupils will include information about:

- + progress in all the National Curriculum subjects which the child is being taught;
- + progress in all other subjects and activities including Religious Education;
- + a record of attendance; and
- + arrangements to discuss your child's report with the teachers.

For pupils at the end of a Key Stage, reports will also include:

- + the Teacher Assessment results in English and/or Welsh (where taught as a first language), mathematics and science;
- + comments on strengths and weaknesses;
- + the overall results of pupils of the same age within the school (except in very small schools where 5 or fewer than 5 were assessed); and
- + the national results for the previous year for comparison purposes.

Teacher Assessment for both Key Stage 1 and Key Stage 2 will be reported as overall subject levels and for Key Stage 1 the levels achieved in Oracy, Reading and Writing will also be included.

Schools using the "optional tests" at the end of Key Stage 2 may also choose to include the results in your child's report.

The tables opposite illustrate the subjects which have been assessed, and how the results may be reported.

Key Stage 1 Reports

Subject/ Component parts of subjects	Teacher Assessment		
	Pupil's Results	School Results	National Results*
ENGLISH	✓	**✓	**✓
Oracy	✓	**✓	**✓
Reading	✓	✓	✓
Writing	✓	✓	✓
WELSH	✓	✓	✓
Oracy	✓	✓	✓
Reading	✓	✓	✓
Writing	✓	✓	✓
MATHEMATICS	✓	✓	✓
SCIENCE	✓	**✓	**✓

* For the previous year (for comparative purposes)

** Optional

Key Stage 2 Reports

Subject	Teacher Assessment		
	Pupil's Results	School Results	National Results*
ENGLISH	✓	✓	✓
WELSH (first language)	✓	✓	✓
MATHEMATICS	✓	✓	✓
SCIENCE	✓	✓	✓

* For the previous year (for comparative purposes)

Who is entitled to receive reports and other information from the school?

All parents are entitled to receive a copy of the child's report from the school. They are also entitled to receive a copy of the **Governors' Annual Report**, which is produced by the Governing Body at least two weeks before the annual parents' meeting. Divorced or separated parents, and others who may have parental responsibility for a child, are equally entitled to this information, unless there is a court order which would prevent this. Where appropriate, parents are encouraged to pass information on to others who are entitled to receive it, or to inform the school of their whereabouts so that it may be sent to them direct.

What opportunities do I have to discuss this with the school?

Most schools hold parents' evenings when teachers will be pleased to discuss your child's progress with you. These meetings can be beneficial to both parents and teachers. Your child's report will also include details of how it may be discussed with teachers at the school. The school's Governing Body will hold an annual meeting for parents to discuss the Governors' Annual Report and to share views on how the school is developing. All parents of pupils at the school are entitled to attend this meeting and are encouraged to do so.

Where can I find out about school results?

The school's results will be reported in your child's report. They are also published annually in the **School Prospectus** as well as the **Governors' Annual Report**. If you wish to find the results of other primary or secondary schools you should contact the school and ask for a copy of their prospectus, which will be available free of charge. This will set out the results in a wider context alongside details of the school's curriculum and how this is organised and taught, as well as providing a background of the school's ethos and values. If you are unsure of the schools in your area, or would like to find out about schools in another area of Wales, you should contact the **Local Education Authority** (LEA) who will provide you with a copy of their composite prospectus. This will contain a list of all the LEA-maintained schools in the area and their contact details, as well as the admissions policy for each school. Copies of the composite prospectus should also be available at libraries within the LEA area.

Where can I find copies of other school documents?

Parents can ask to see copies of the National Curriculum documents and the Religious Education syllabus held at the school. Copies of current schemes of work and other syllabuses should be available, and the arrangements for parents to view any of these documents should be set out in the School Prospectus. Copies of the National Curriculum documents should also be available in public libraries, to buy from bookshops that sell The Stationery Office publications, or on the internet at:

<http://www.wales.gov.uk/educationandskills>